



US00D848788S

(12) **United States Design Patent**
Barberi

(10) **Patent No.:** **US D848,788 S**

(45) **Date of Patent:** **** May 21, 2019**

(54) **SIDE HANDLE FOR COOKWARE**
(71) Applicant: **Meyer Intellectual Properties Limited,**
Kowloon (HK)
(72) Inventor: **Philip D. Barberi,** Vallejo, CA (US)
(73) Assignee: **Meyer Intellectual Properties Limited**
(VG)
(**) Term: **15 Years**

(21) Appl. No.: **29/644,386**

(22) Filed: **Apr. 17, 2018**

(51) **LOC (11) Cl.** **07-02**

(52) **U.S. Cl.**
USPC **D7/395**

(58) **Field of Classification Search**
USPC D7/354–361, 393–395, 401.2, 664;
D8/107, 300, 303, 307, 313, 321;
D4/138, 129
CPC A47J 45/06; A47J 45/061; A47J 45/62;
A47J 45/071; A47J 45/072; A47J 45/08;
A47J 45/085
See application file for complete search history.

(56) **References Cited**

U.S. PATENT DOCUMENTS

D577,541 S * 9/2008 Giannone D7/395
D580,704 S * 11/2008 Robson D7/393
D630,056 S * 1/2011 Rae D7/395
D635,396 S * 4/2011 Rae D7/395

D650,216 S * 12/2011 Rae D7/395
D658,003 S * 4/2012 Rae D7/395
D672,194 S * 12/2012 Rae D7/395
D682,026 S * 5/2013 Rae D7/395
D687,261 S * 8/2013 Rae D7/395
D705,002 S * 5/2014 Delassus D7/395
D713,677 S * 9/2014 Rae D7/395
D713,679 S * 9/2014 Rae D7/395
D713,680 S * 9/2014 Rae D7/395
D758,794 S * 6/2016 Barberi D7/395
D776,480 S * 1/2017 Barberi D7/395

* cited by examiner

Primary Examiner — Cynthia M. Chin

(74) *Attorney, Agent, or Firm* — Edward S. Sherman

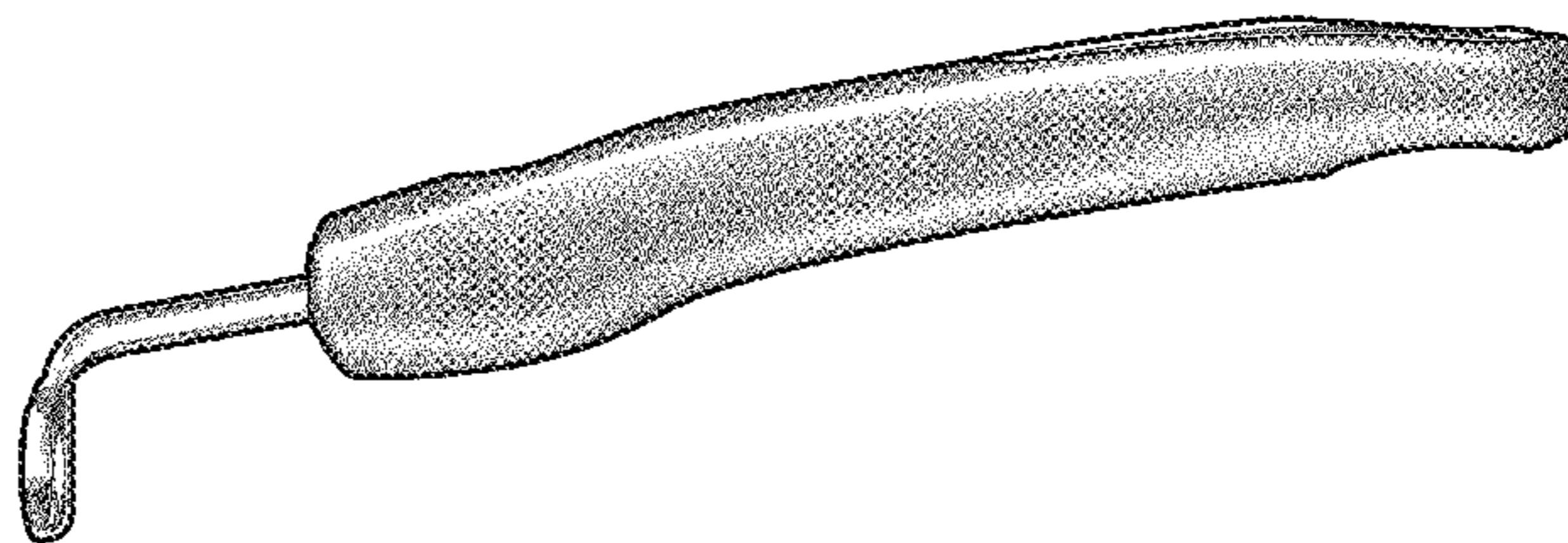
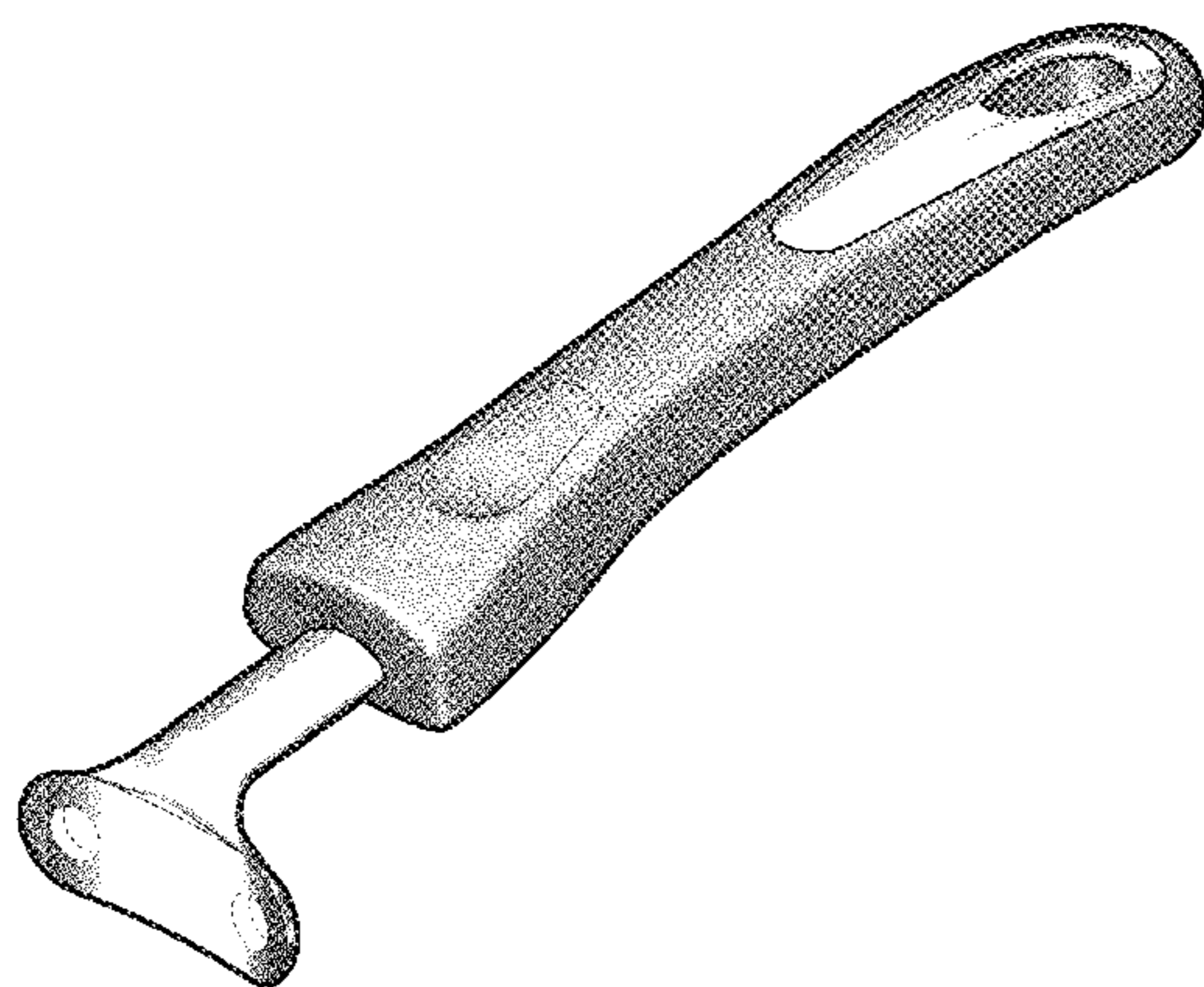
(57) **CLAIM**

The ornamental design for a side handle for cookware, as shown and described.

DESCRIPTION

FIG. 1 is a perspective view of the “side handle for cookware”, showing my new design;
FIG. 2 is a right side elevation view thereof; the left side elevation view being the mirror image thereof;
FIG. 3 is a top plan view thereof;
FIG. 4 is a bottom plan view thereof;
FIG. 5 is a front elevation view thereof; and,
FIG. 6 is a back elevation view thereof.
The broken lines are for the purpose of illustrating portions of the article that form no part of the claim.

1 Claim, 3 Drawing Sheets



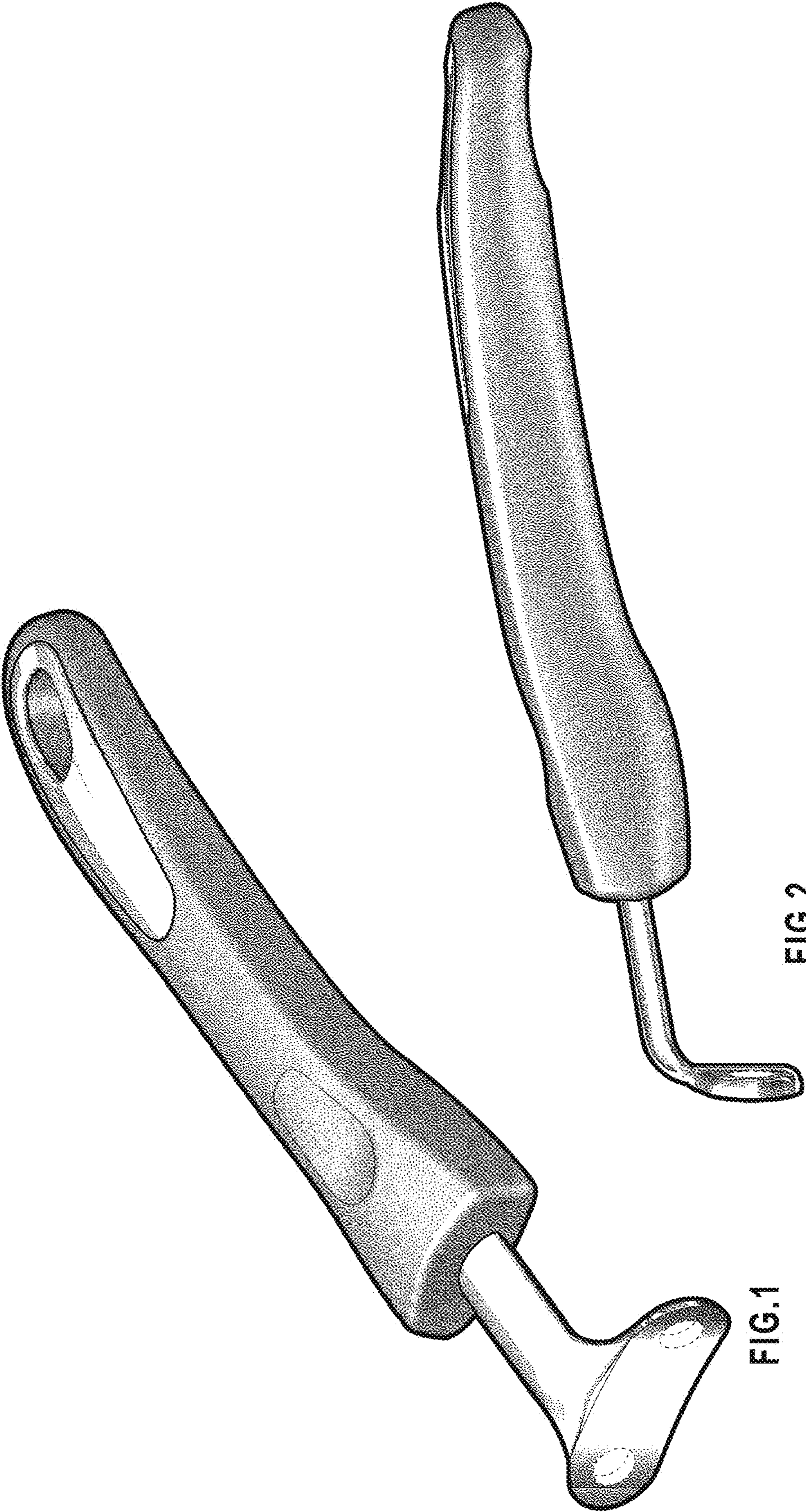


FIG.1

FIG.2

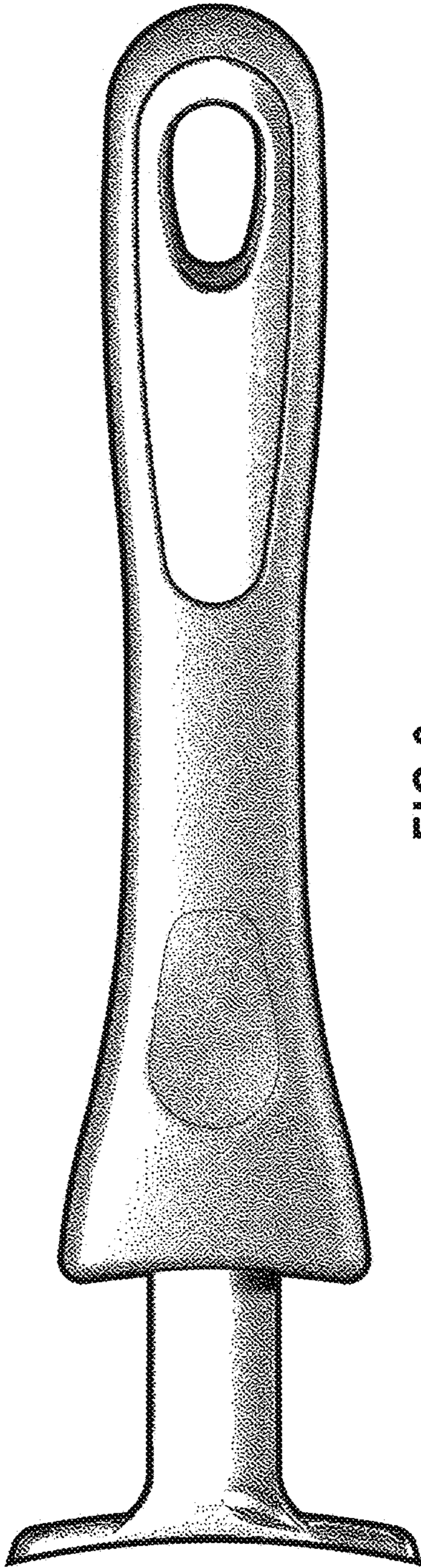


FIG. 3

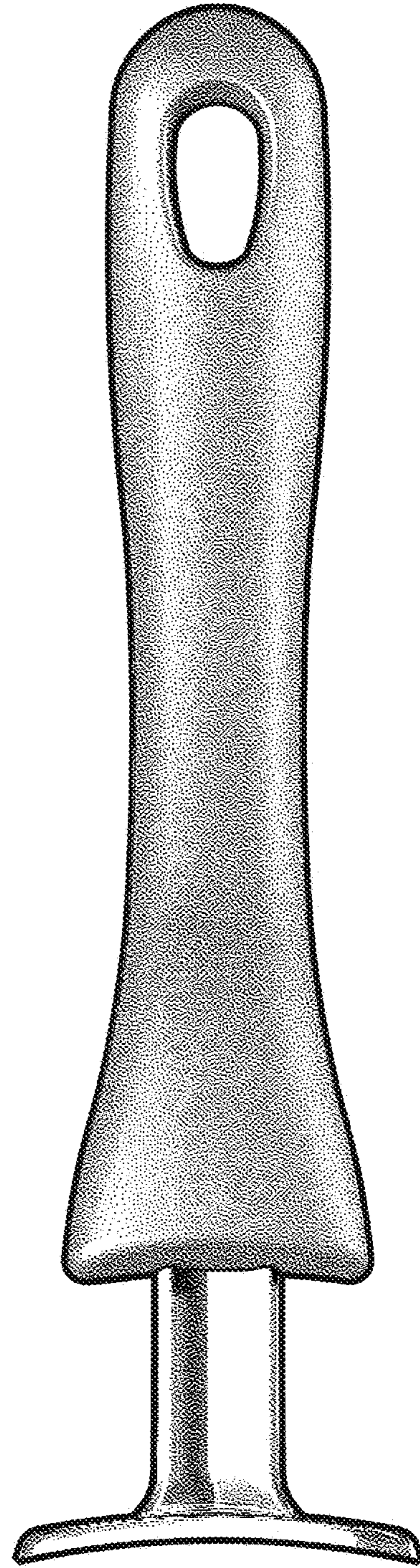


FIG. 4

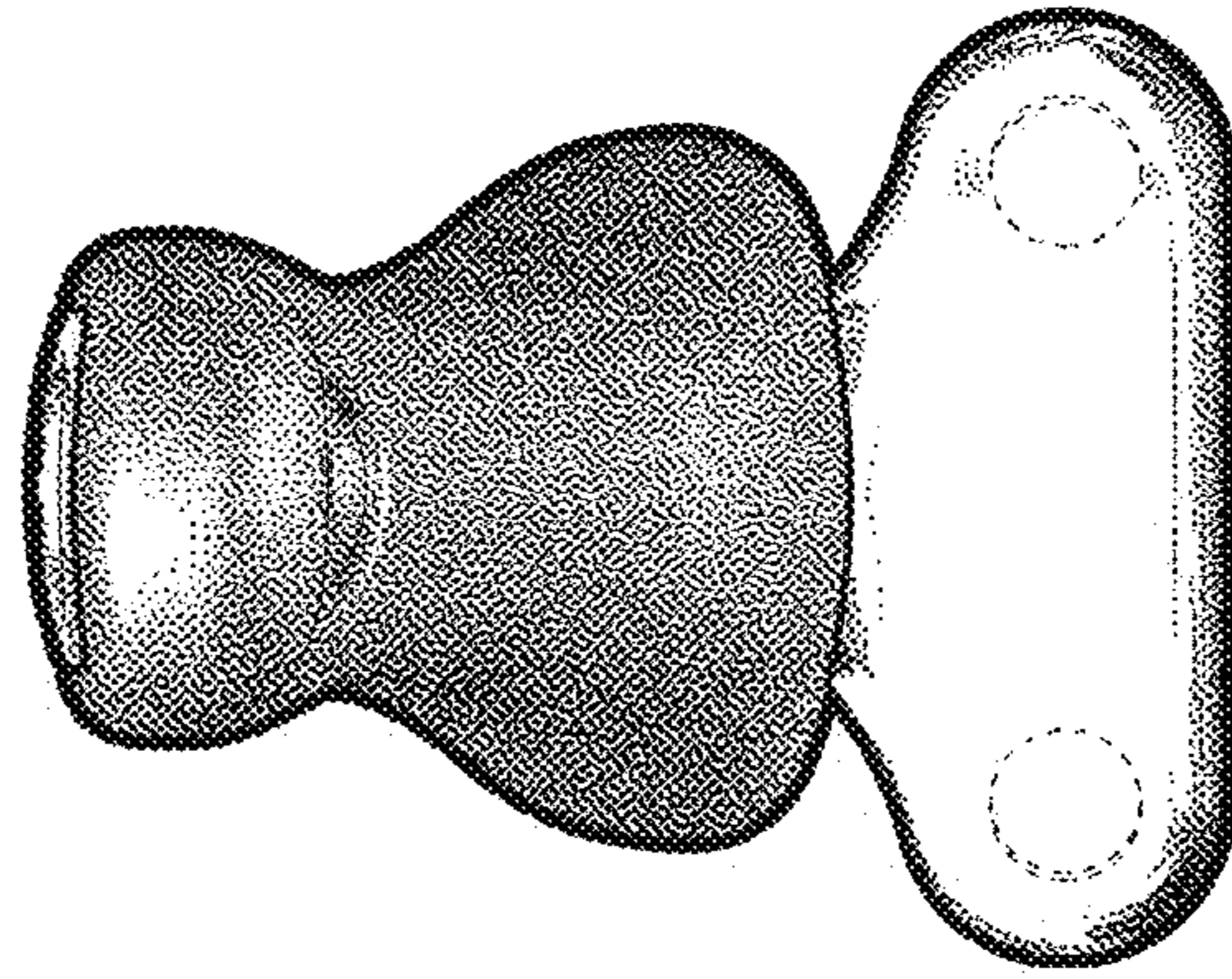


FIG. 5

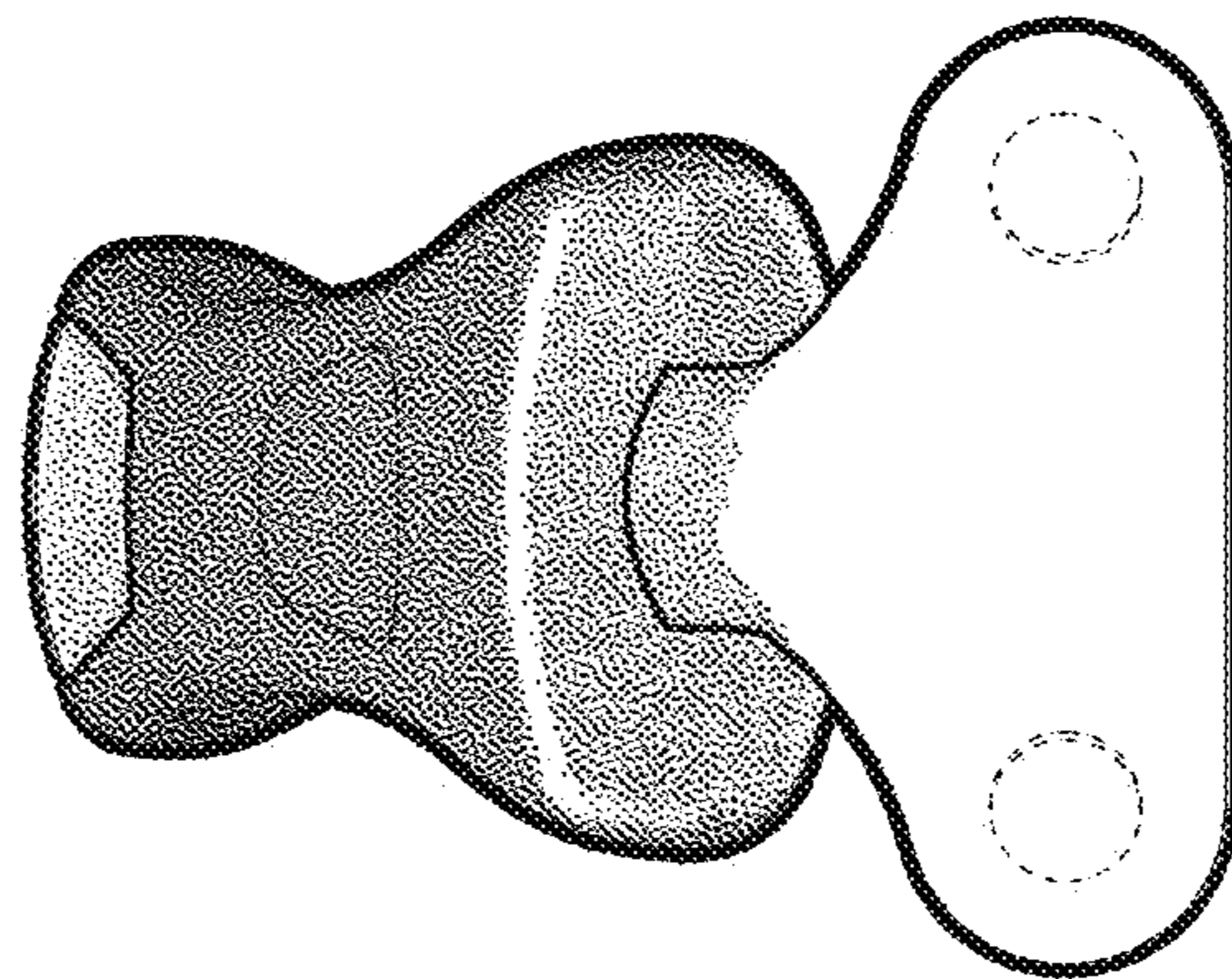


FIG. 6