



US00D848779S

(12) **United States Design Patent**
Szymanski et al.

(10) **Patent No.:** **US D848,779 S**
(45) **Date of Patent:** **** May 21, 2019**

- (54) **COOKING DEVICE**
- (71) Applicants: **Aaron Szymanski**, Thomaston, CT (US); **Lori Ann Lombardo**, East Hanover, NJ (US); **Lana Rascionato**, Totowa, NJ (US)
- (72) Inventors: **Aaron Szymanski**, Thomaston, CT (US); **Lori Ann Lombardo**, East Hanover, NJ (US); **Lana Rascionato**, Totowa, NJ (US)
- (73) Assignee: **IdeaVillage Products Corporation**, Wayne, NJ (US)
- (**) Term: **15 Years**
- (21) Appl. No.: **29/651,188**
- (22) Filed: **Feb. 5, 2018**
- (51) **LOC (11) Cl.** **07-02**
- (52) **U.S. Cl.**
USPC **D7/357; D7/354**
- (58) **Field of Classification Search**
USPC D7/323, 354-361, 500, 501, 503, 600, D7/611
CPC A01K 41/02; A01K 41/023; A01K 41/026; A01K 41/06; A21B 3/132; A21B 5/02; A21B 5/026; A21B 5/04; A21C 11/106; A23B 5/00; A23B 5/005; A23B 5/0052; A47G 19/00; A47G 23/025; A47J 27/00; A47J 27/004; A47J 29/00; A47J 29/02; A47J 29/04; A47J 29/06; A47J 36/025; A47J 36/06; A47J 36/12; A63B 71/0045
See application file for complete search history.

- 1,399,449 A * 12/1921 Trethewey A21C 11/106 30/301
- 1,500,544 A * 7/1924 Brockley A47G 19/00 211/14
- 1,705,236 A * 3/1929 Buckley A47G 23/025 131/238
- 1,736,122 A * 11/1929 La Duke A47J 29/06 126/390.1
- 2,029,535 A * 2/1936 Langel A47J 29/06 211/71.01
- 2,061,285 A * 11/1936 McCormick A47J 29/02 206/202
- D170,917 S * 11/1953 Gruen D7/501
- D208,648 S * 9/1967 Warner A47G 23/025 D7/611
- D216,145 S * 11/1969 Swett A21B 3/132 D7/600
- D246,085 S * 10/1977 Nicholas A63B 71/0045 D7/600
- D381,554 S * 7/1997 Tichenor A21C 11/106 D7/354

* cited by examiner

Primary Examiner — Ricky Pham

(74) *Attorney, Agent, or Firm* — Dan DeLaRosa

(57) **CLAIM**

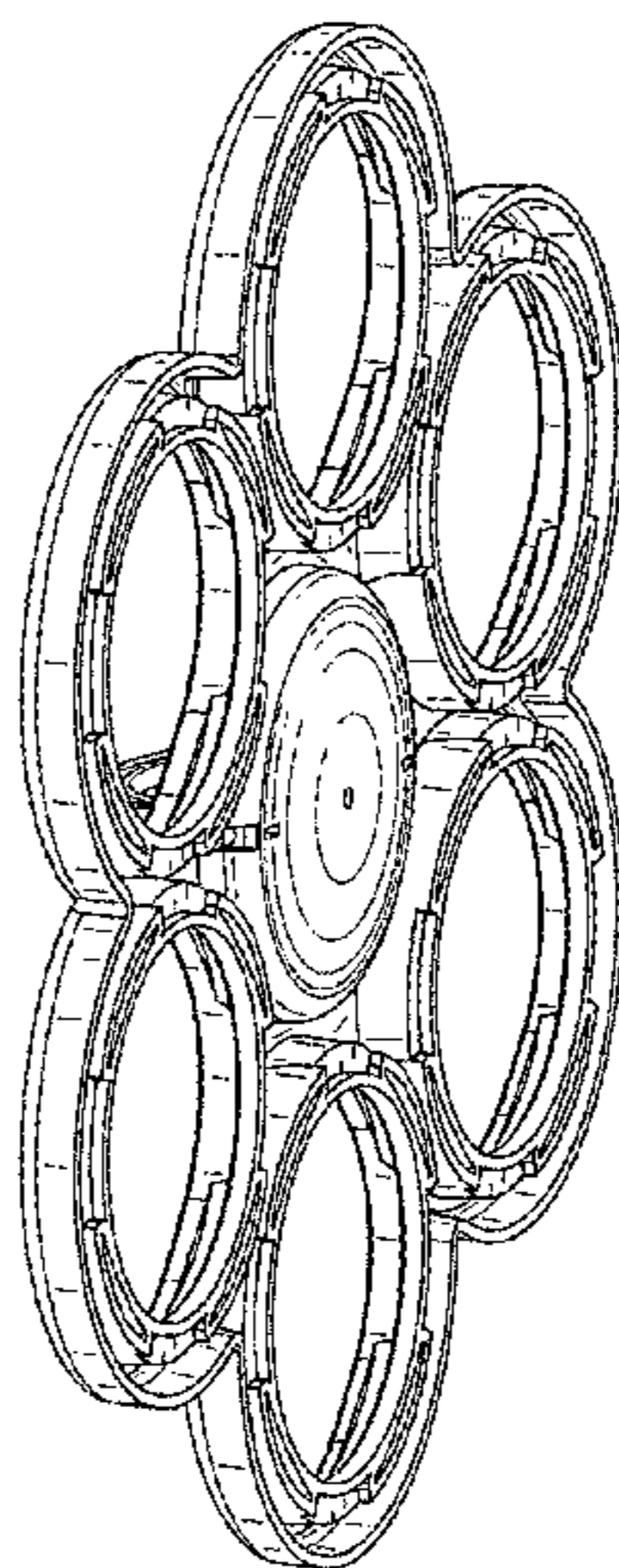
The ornamental design for a cooking device, as shown and described.

DESCRIPTION

FIG. 1 is a front perspective view of a cooking device of the present invention showing our new design; FIG. 2 is a front side elevation view thereof; FIG. 3 is back side elevation view thereof; FIG. 4 is a side elevation view thereof; FIG. 5 is another side elevation view thereof; FIG. 6 is a top plan view thereof; and, FIG. 7 is a bottom plan view thereof.

1 Claim, 5 Drawing Sheets

- (56) **References Cited**
U.S. PATENT DOCUMENTS
1,250,888 A * 12/1917 Johnson A63B 71/0045 211/14
1,308,482 A * 7/1919 Cohn et al. A21B 3/132 220/23.2



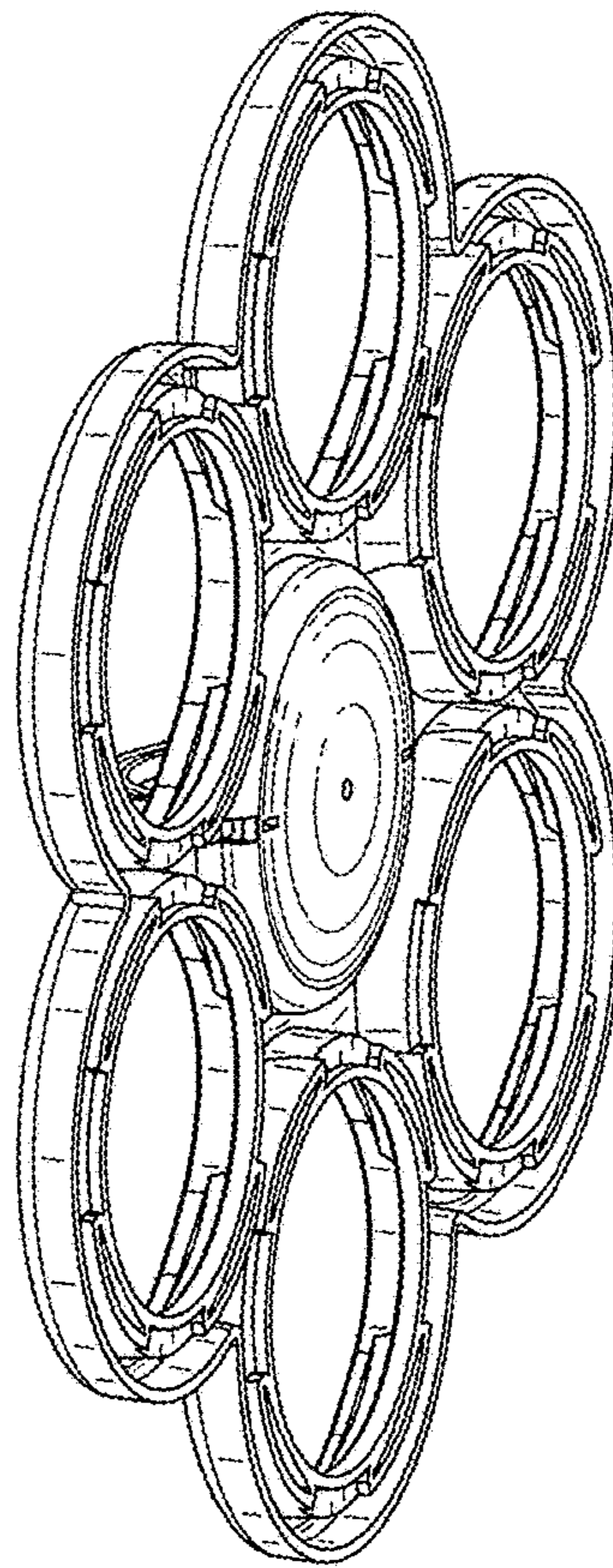


FIG. 1

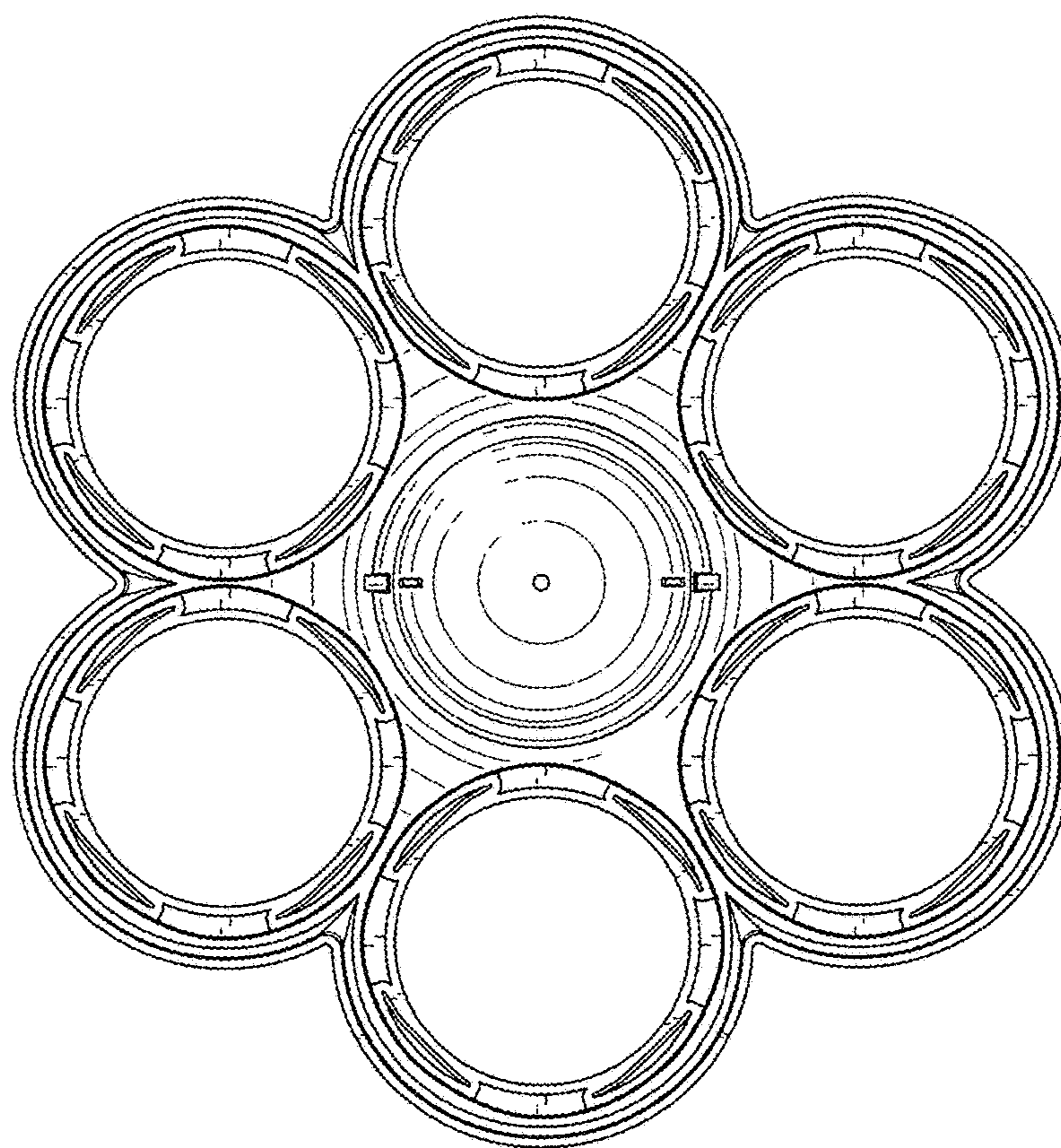


FIG. 2




FIG. 3

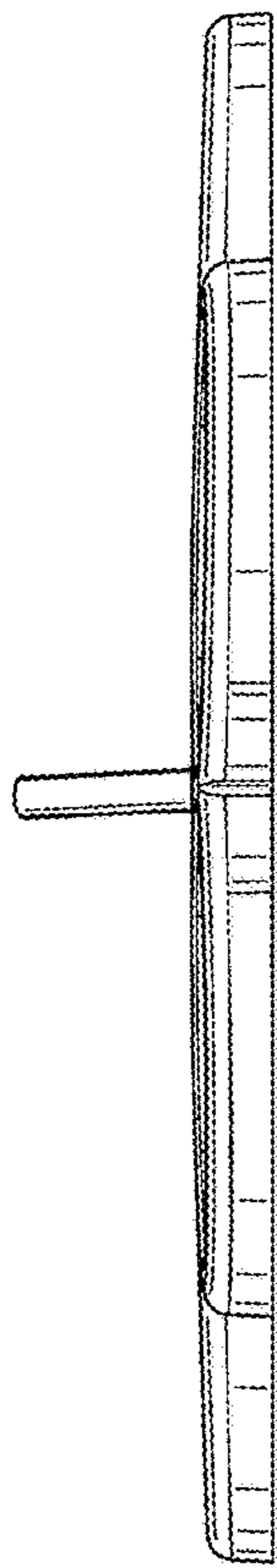


FIG. 4

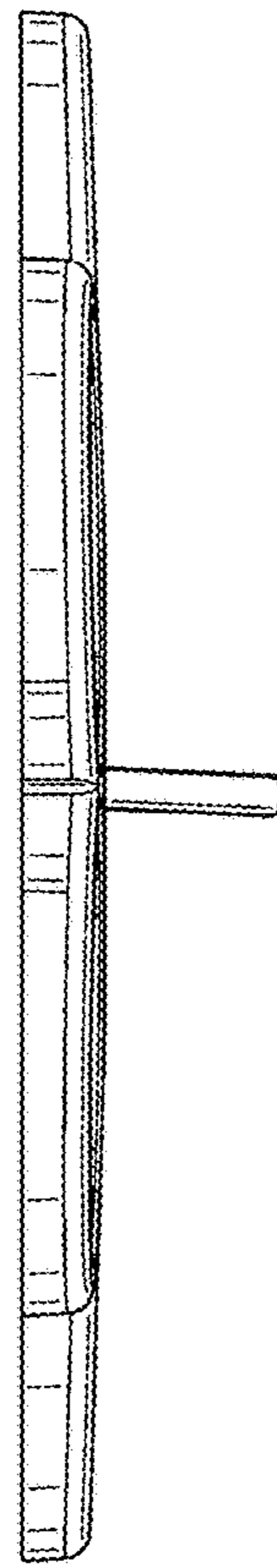


FIG. 5

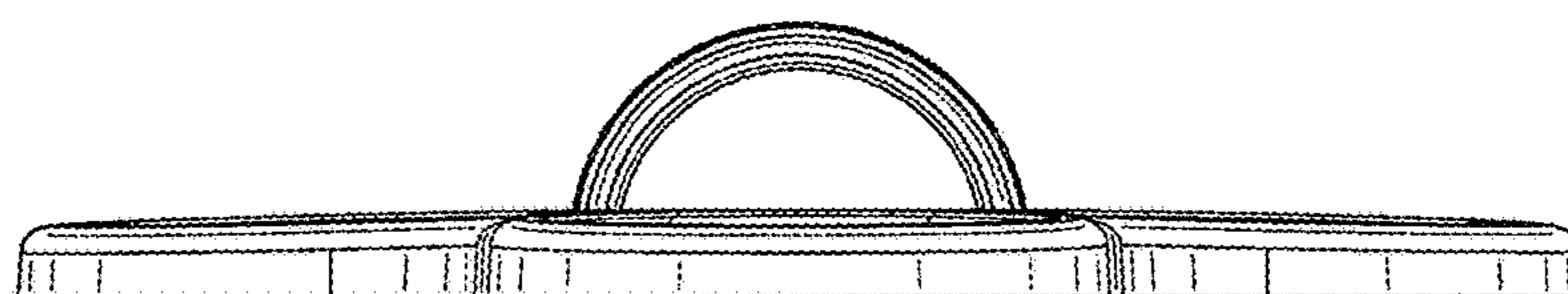


FIG. 6

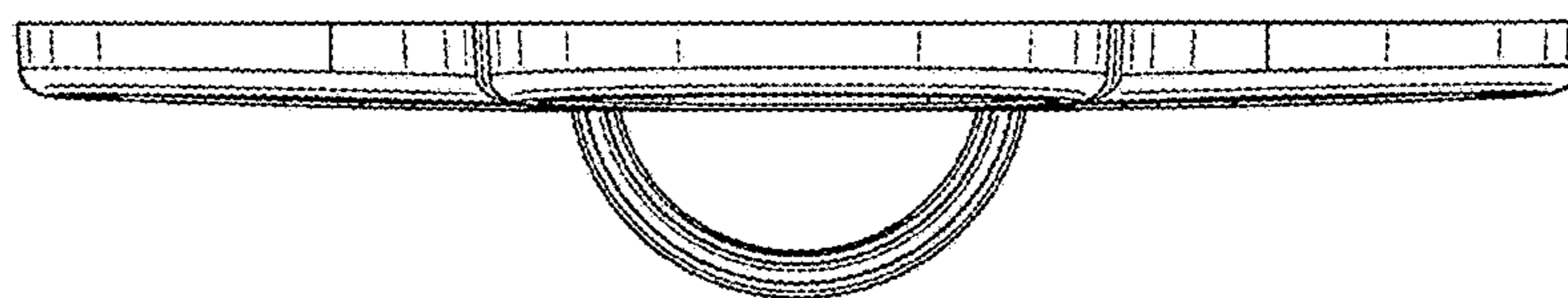


FIG. 7