



US00D848774S

(12) **United States Design Patent**
Owen

(10) **Patent No.:** **US D848,774 S**

(45) **Date of Patent:** **** May 21, 2019**

- (54) **PULL STRAP FOR RECLINING SEAT**
- (71) Applicant: **SHANGHAI INDUSTRIES GROUP, LTD.**, Shanghai (CN)
- (72) Inventor: **Benny Mack Owen**, New Albany, NY (US)
- (73) Assignee: **SHANGHAI INDUSTRIES GROUP, LTD.**, Shanghai (CN)
- (**) Term: **15 Years**
- (21) Appl. No.: **29/677,778**
- (22) Filed: **Jan. 23, 2019**

- 3,712,271 A * 1/1973 Greathouse A61N 5/06
119/770
- 4,700,981 A * 10/1987 Seyler B21D 39/20
156/295
- 5,056,862 A 10/1991 May et al.
- 5,107,720 A 4/1992 Hatfield
- D331,652 S 12/1992 Wu
- D339,090 S 9/1993 Gardenhour, Jr. et al.
- 5,277,080 A 1/1994 Roelle
- 5,292,170 A 3/1994 LaPointe et al.

(Continued)

Primary Examiner — Kevin K Rudzinski

Assistant Examiner — Paul D Bohannon

(74) *Attorney, Agent, or Firm* — Marshall, Gerstein & Borun LLP

Related U.S. Application Data

- (63) Continuation of application No. 29/613,013, filed on Aug. 7, 2017.
- (51) **LOC (11) Cl.** **06-06**
- (52) **U.S. Cl.**
USPC **D6/716.6**
- (58) **Field of Classification Search**
USPC D6/702, 709.18, 709.2, 709.21, 710, 716,
D6/716.6, 716.7; D8/8, 10; D12/114;
D15/24, 25; D21/532
CPC . B25G 1/01; B25G 1/06; B25G 1/102; B25G
3/10; B25G 3/20; A01B 1/026; A63B
21/00043; E01H 5/12; B62B 3/007; B62B
2202/52
See application file for complete search history.

References Cited

U.S. PATENT DOCUMENTS

- 1,519,892 A 12/1924 Webster
- 2,000,659 A 5/1935 Carbonara
- D115,159 S 6/1939 Nelson
- 2,759,390 A 8/1956 Edwards
- 3,042,449 A 7/1962 Hutchinson et al.
- 3,408,699 A 11/1968 Reynolds

(57) **CLAIM**

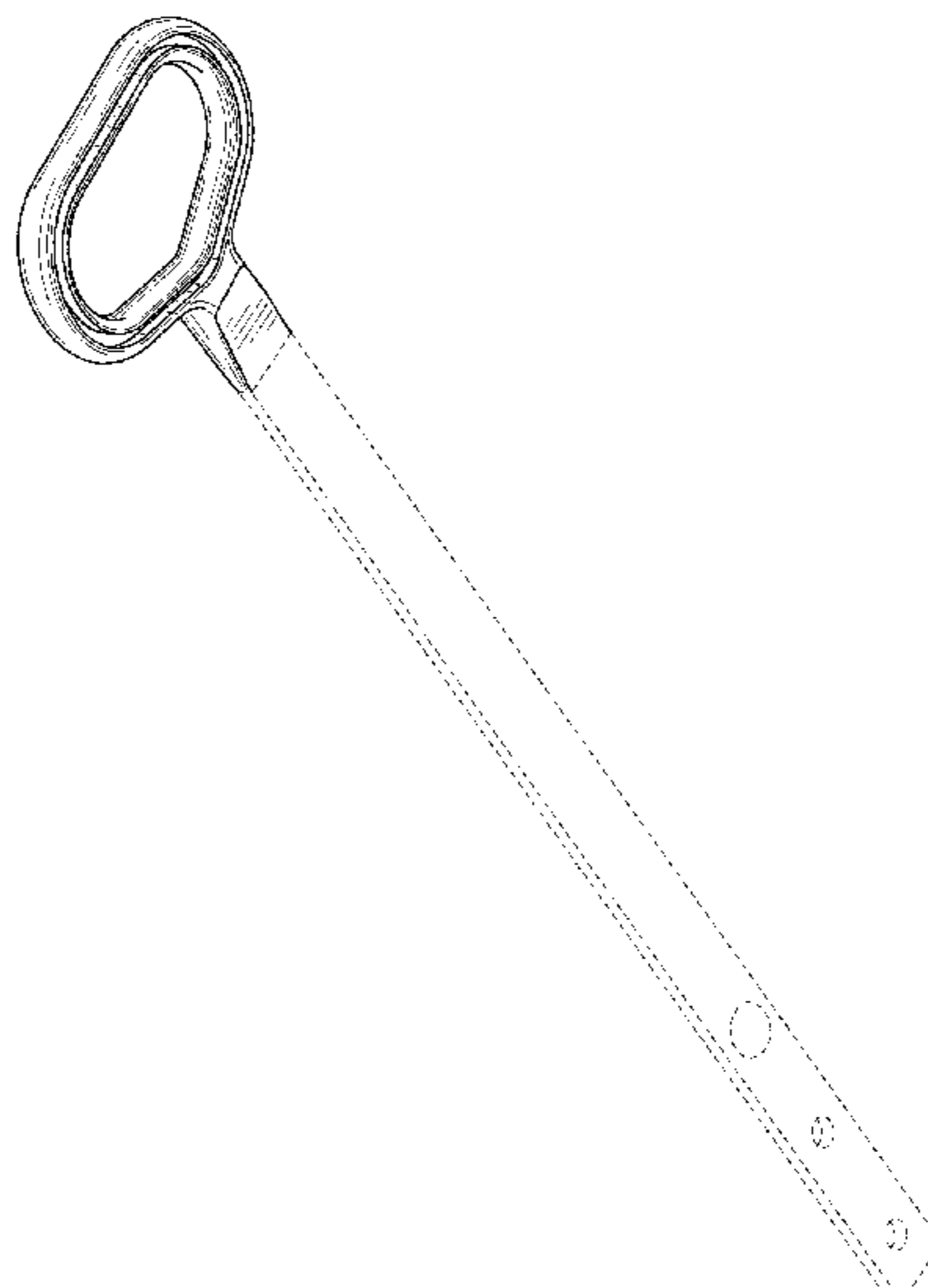
The ornamental design for a pull strap for a reclining seat, as shown and described.

DESCRIPTION

FIG. 1 is a front perspective view of a pull strap for a reclining seat of the present invention;
 FIG. 2 is a front elevation view of the invention illustrated in FIG. 1;
 FIG. 3 is a rear elevation view of the invention illustrated in FIG. 1;
 FIG. 4 is a left side view of the invention illustrated in FIG. 1;
 FIG. 5 is a right side view of the invention illustrated in FIG. 1;
 FIG. 6 is a top view of the invention illustrated in FIG. 1;
 and,
 FIG. 7 is a bottom view of the invention illustrated in FIG. 1.

The broken lines in the drawings illustrate environment, namely hardware for use in combination with the pull strap for a reclining seat, or disclaimed portions of the article, and form no part of the claimed design.

1 Claim, 3 Drawing Sheets



(56)

References Cited

U.S. PATENT DOCUMENTS

5,351,365 A	10/1994	Hauck			
D363,653 S	10/1995	Tisbo et al.			
D367,949 S	3/1996	Vallance			
D380,423 S	7/1997	Martellacci et al.			
D381,375 S	7/1997	Spear et al.			
D390,431 S *	2/1998	Whitehead	D8/10		
D398,818 S	9/1998	Tisbo et al.			
5,823,614 A	10/1998	Johnson et al.			
5,826,930 A *	10/1998	Whitehead	E01H 5/02 294/54.5		
D401,833 S	12/1998	Whitehead et al.			
5,971,475 A	10/1999	Lawson et al.			
D479,162 S	9/2003	Skibo			
6,866,617 B2	3/2005	Chen			
7,708,346 B2	5/2010	White et al.			
8,152,232 B2	4/2012	Colboch			
8,672,380 B2	3/2014	Carter et al.			
8,845,014 B2	9/2014	Wong			
8,944,443 B2	2/2015	Lin			
9,044,095 B2	6/2015	Colboch			
D738,662 S	9/2015	Owens et al.			
9,145,154 B1	9/2015	Horowitz			
D776,327 S *	1/2017	Ng	D26/106		
D777,990 S	1/2017	Mathews, Jr.			
D780,542 S	3/2017	Rojas			
D783,614 S *	4/2017	Hao	D12/114		
D783,811 S *	4/2017	Plumley	D24/125		
9,610,470 B1	4/2017	Eshet			
9,943,953 B2	4/2018	Fritz			
9,969,074 B2	5/2018	Flaherty			
10,077,062 B2	9/2018	Bowman et al.			
10,081,380 B2	9/2018	Fitzwater et al.			
10,131,049 B1	11/2018	Oas			
10,131,499 B1	11/2018	Porche, Jr.			
2007/0015643 A1 *	1/2007	Kung	A63B 21/0004 482/126		
2007/0019312 A1	1/2007	Hu			
2009/0284032 A1 *	11/2009	Nicol	A62C 33/00 294/26		
2012/0053027 A1 *	3/2012	Hetrick	A63B 21/00185 482/124		
2012/0256468 A1	10/2012	Owens et al.			
2017/0036570 A1	2/2017	Espinosa et al.			

* cited by examiner

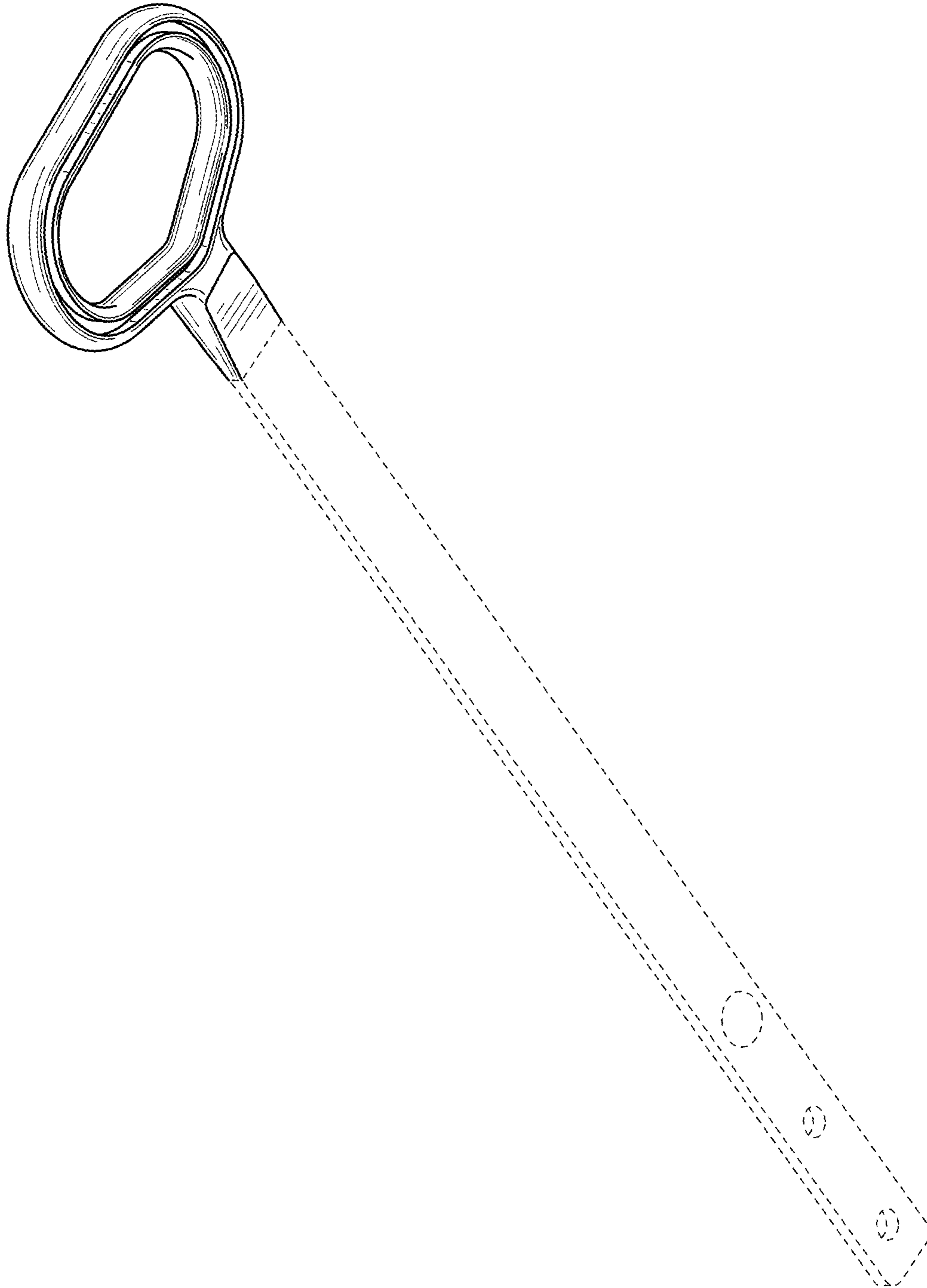


FIG. 1

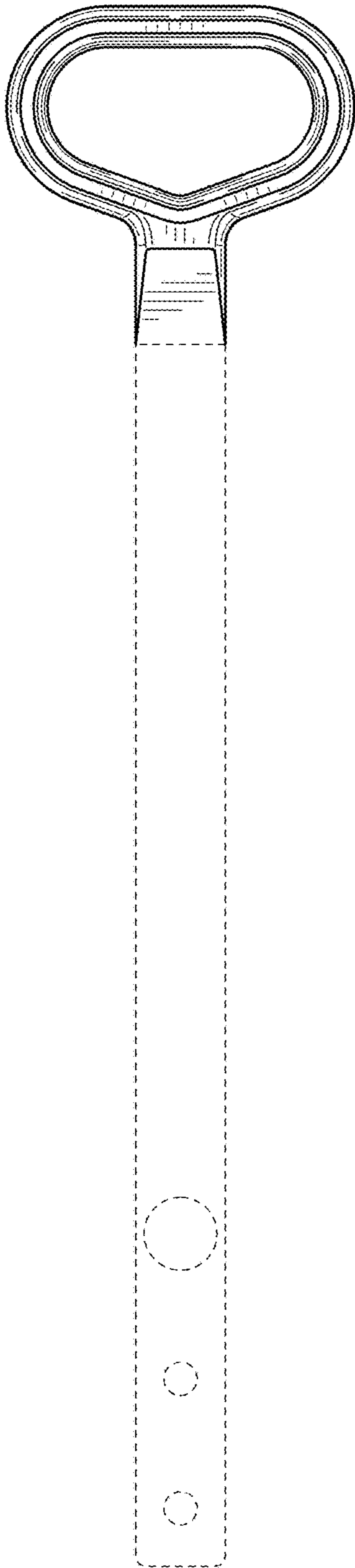


FIG. 2

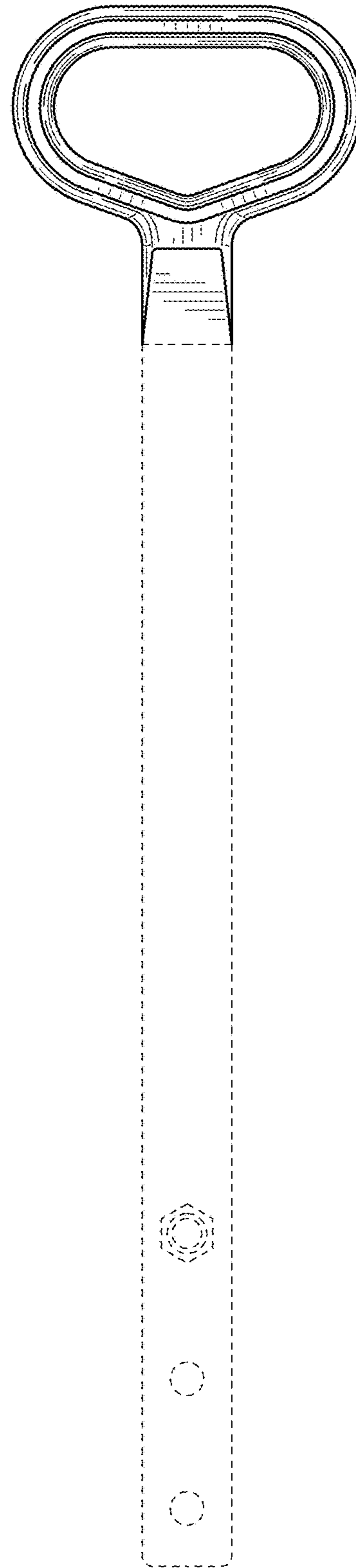


FIG. 3




FIG. 4

FIG. 5



FIG. 6




FIG. 7