



US00D848752S

(12) **United States Design Patent**
Uchida

(10) **Patent No.:** **US D848,752 S**

(45) **Date of Patent:** **** May 21, 2019**

(54) **CHAIR**

(71) Applicant: **Adrian.Uchida Company Ltd.**, Hong Kong (HK)

(72) Inventor: **Shigeru Uchida**, Tokyo (JP)

(73) Assignee: **Adrian.Uchida Co. Ltd.**, Tokyo (JP)

(**) Term: **15 Years**

(21) Appl. No.: **29/613,543**

(22) Filed: **Aug. 10, 2017**

(30) **Foreign Application Priority Data**

Feb. 10, 2017 (HK) 1700225.6M001-005

(51) **LOC (11) Cl.** **06-01**

(52) **U.S. Cl.**
USPC **D6/334; D6/369**

(58) **Field of Classification Search**
USPC D6/334, 335, 336, 341, 360, 361, 364,
D6/365, 366, 367, 368, 369, 371, 372,
D6/373, 374, 375, 376, 377, 378, 381,
D6/332

CPC A47C 1/00; A47C 13/00; A47C 13/005;
A47C 15/002

See application file for complete search history.

(56) **References Cited**

U.S. PATENT DOCUMENTS

D209,821 S * 1/1968 Melchior D6/371
D245,560 S * 8/1977 Enners D6/332
D458,041 S * 6/2002 Couture D6/332

D578,786 S * 10/2008 Cantarutti D6/358
D591,966 S * 5/2009 Bouroullec D6/358
D659,265 S * 5/2012 Kurtz D25/138
D665,187 S * 8/2012 Li D6/369
D675,458 S * 2/2013 Martin D6/381
D710,518 S * 8/2014 Reese D25/104
D717,060 S * 11/2014 Adjaye D6/375
D720,148 S * 12/2014 Urquiola D6/369
D724,875 S * 3/2015 de la Torre D6/703
D726,424 S * 4/2015 Nguyen D6/332
D734,050 S * 7/2015 Ye D6/375
D766,608 S * 9/2016 Dorigo D6/373
D787,206 S * 5/2017 Webb D6/335
D787,208 S * 5/2017 Webb D6/336
D789,104 S * 6/2017 Webb D6/336
D798,618 S * 10/2017 Goodrum D6/336
D805,310 S * 12/2017 Grcic D6/335
D807,655 S * 1/2018 Webb D6/335
D832,622 S * 11/2018 Goodrum D6/643

* cited by examiner

Primary Examiner — Deanna L Pratt

(74) *Attorney, Agent, or Firm* — Sheppard, Mullin, Richter & Hampton LLP

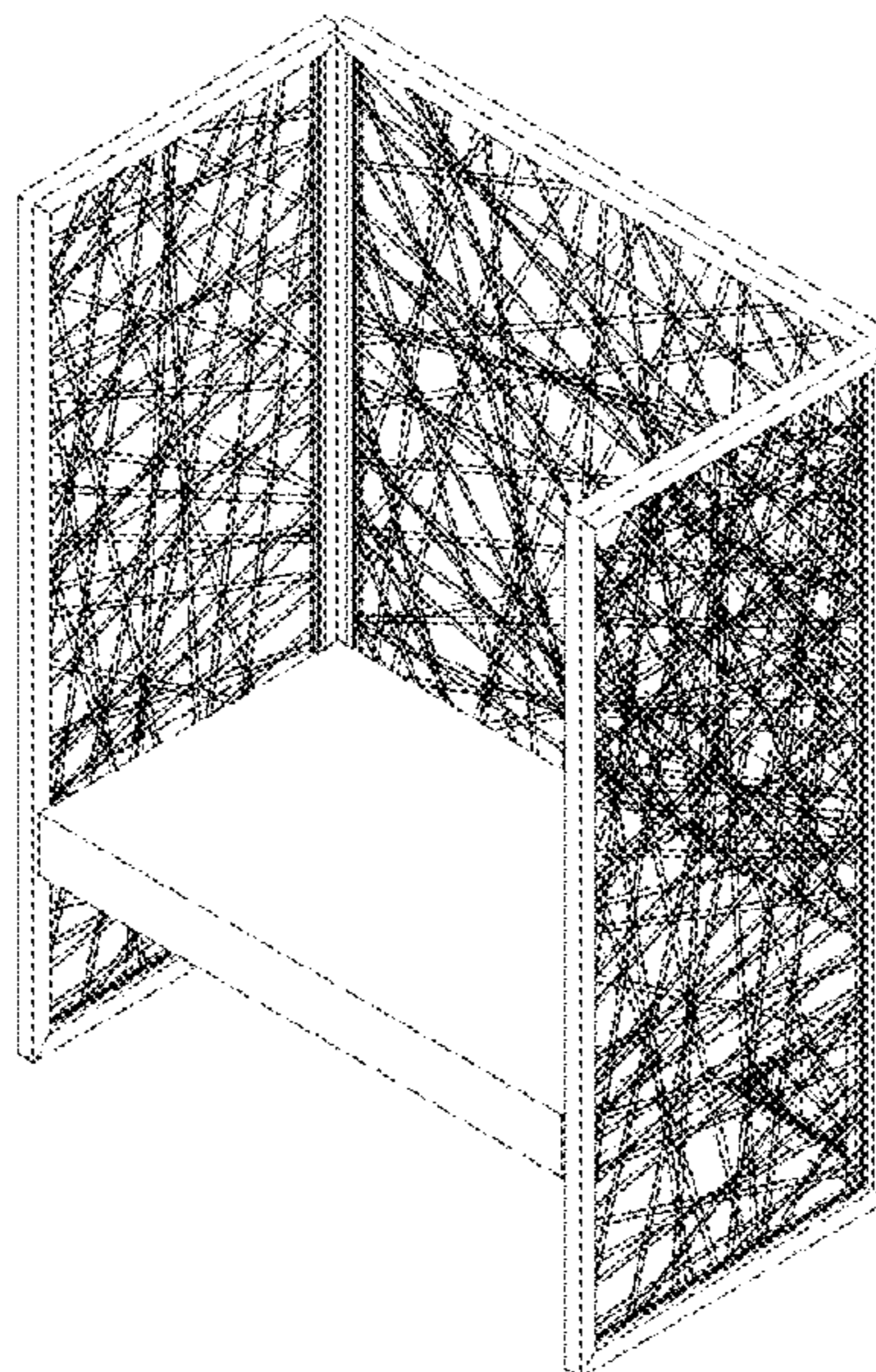
(57) **CLAIM**

The ornamental design for a chair, as shown and described.

DESCRIPTION

FIG. 1 is a perspective, front view of a chair;
FIG. 2 is a top plan view of the chair of FIG. 1.
FIG. 3 is a bottom plan view of the chair of FIG. 1.
FIG. 4 is a left side view of the chair of FIG. 1.
FIG. 5 is front view of the chair of FIG. 1.
FIG. 6 is a rear view of the chair of FIG. 1; and,
FIG. 7 is a right side view of the chair of FIG. 1.

1 Claim, 2 Drawing Sheets



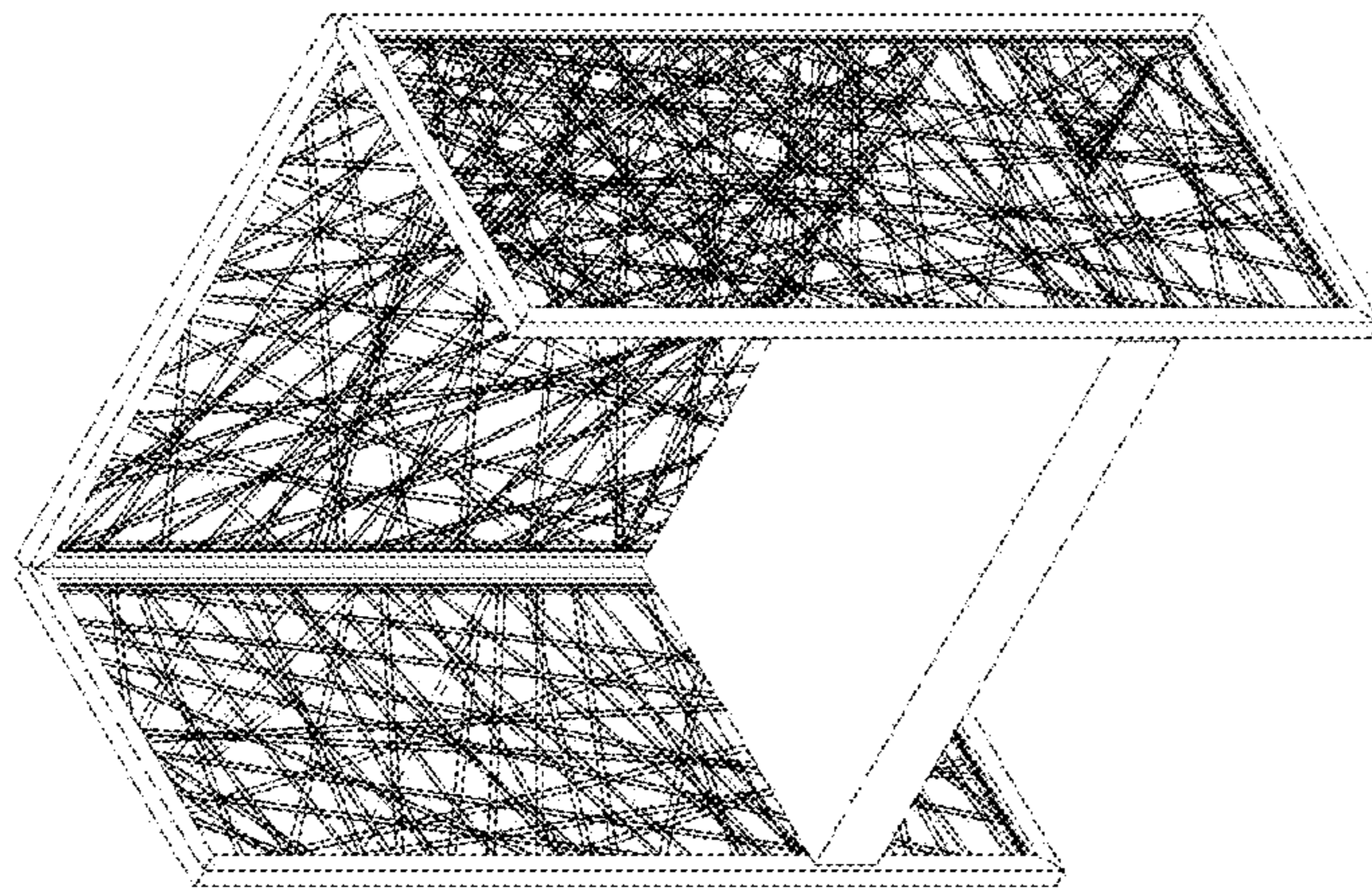


FIG. 1




FIG. 2




FIG. 3

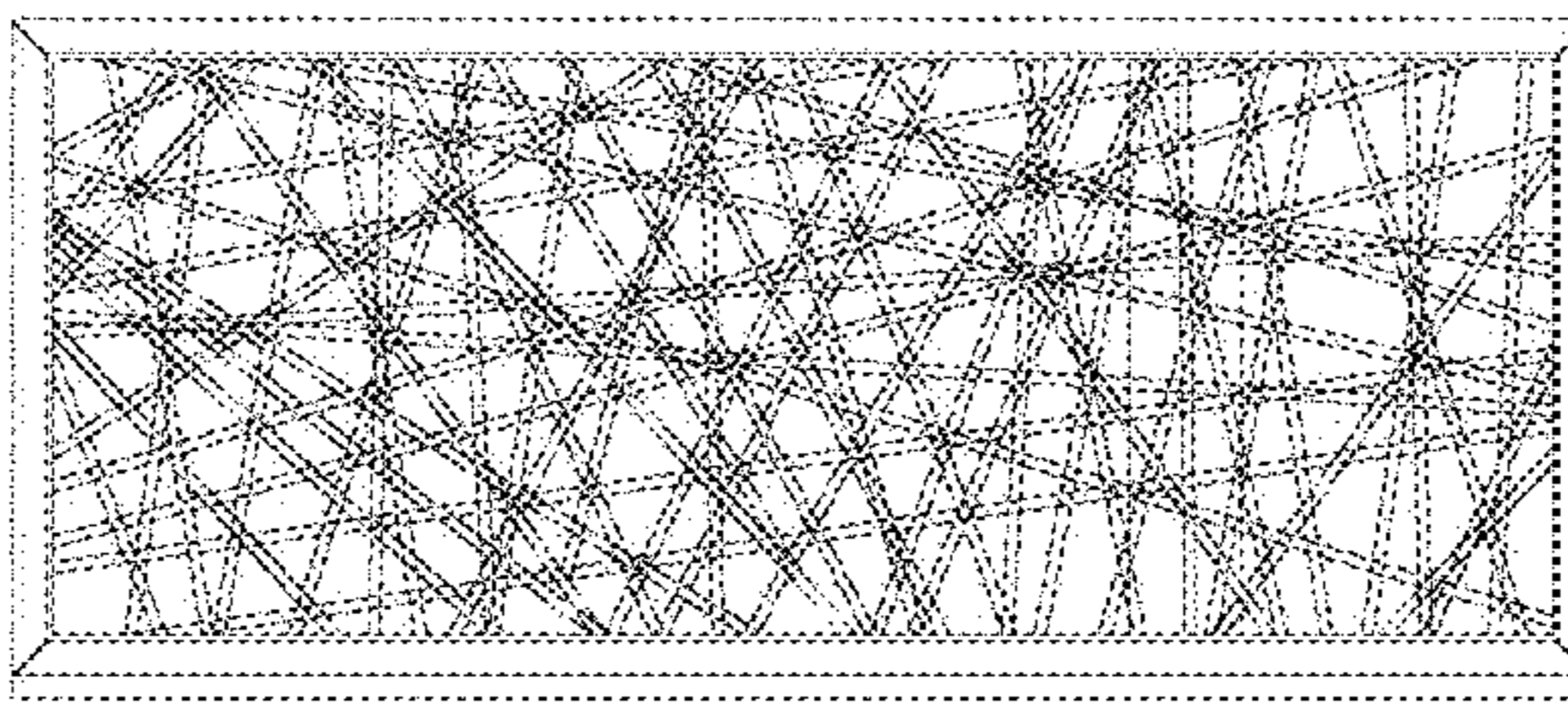


FIG. 4

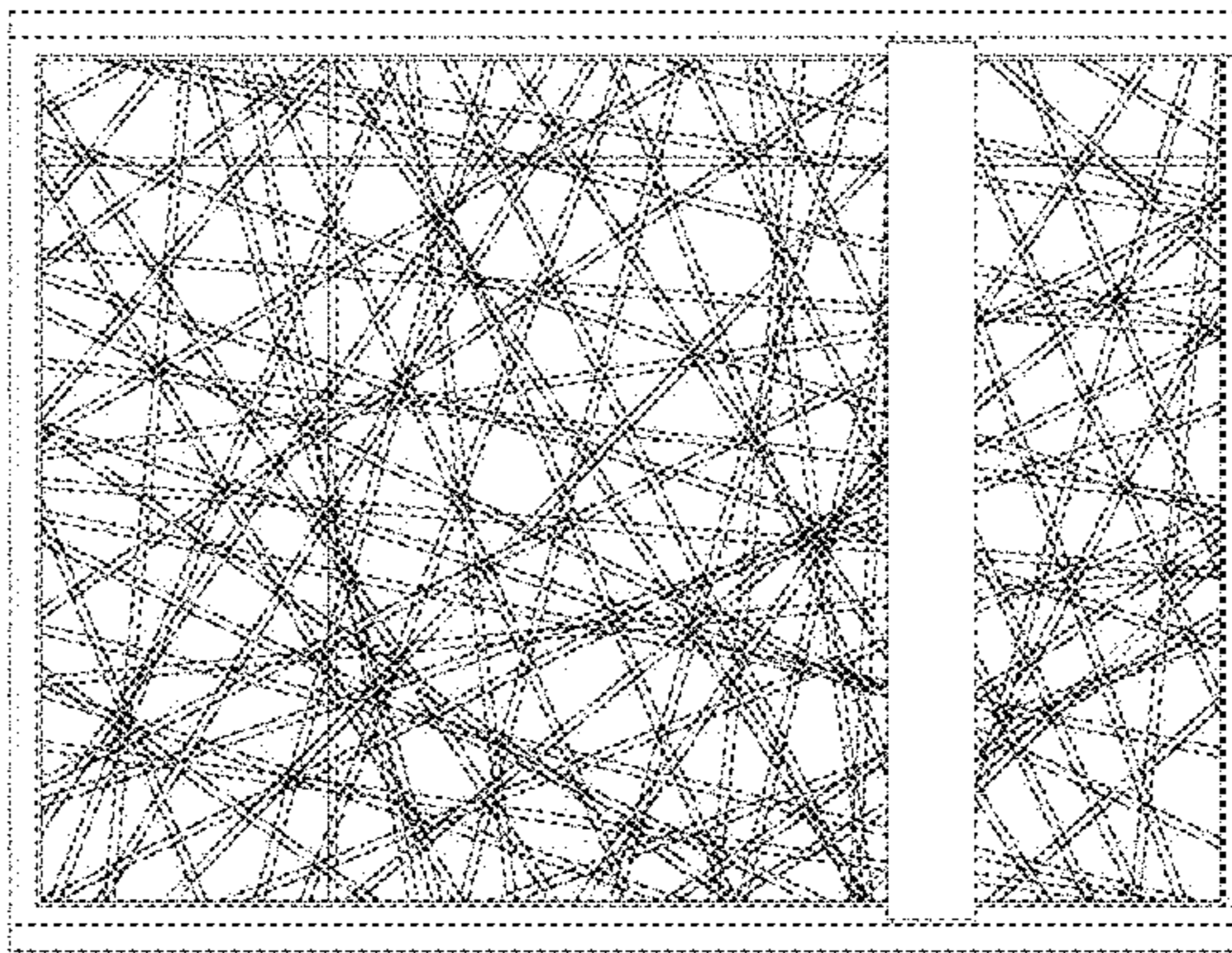


FIG. 5

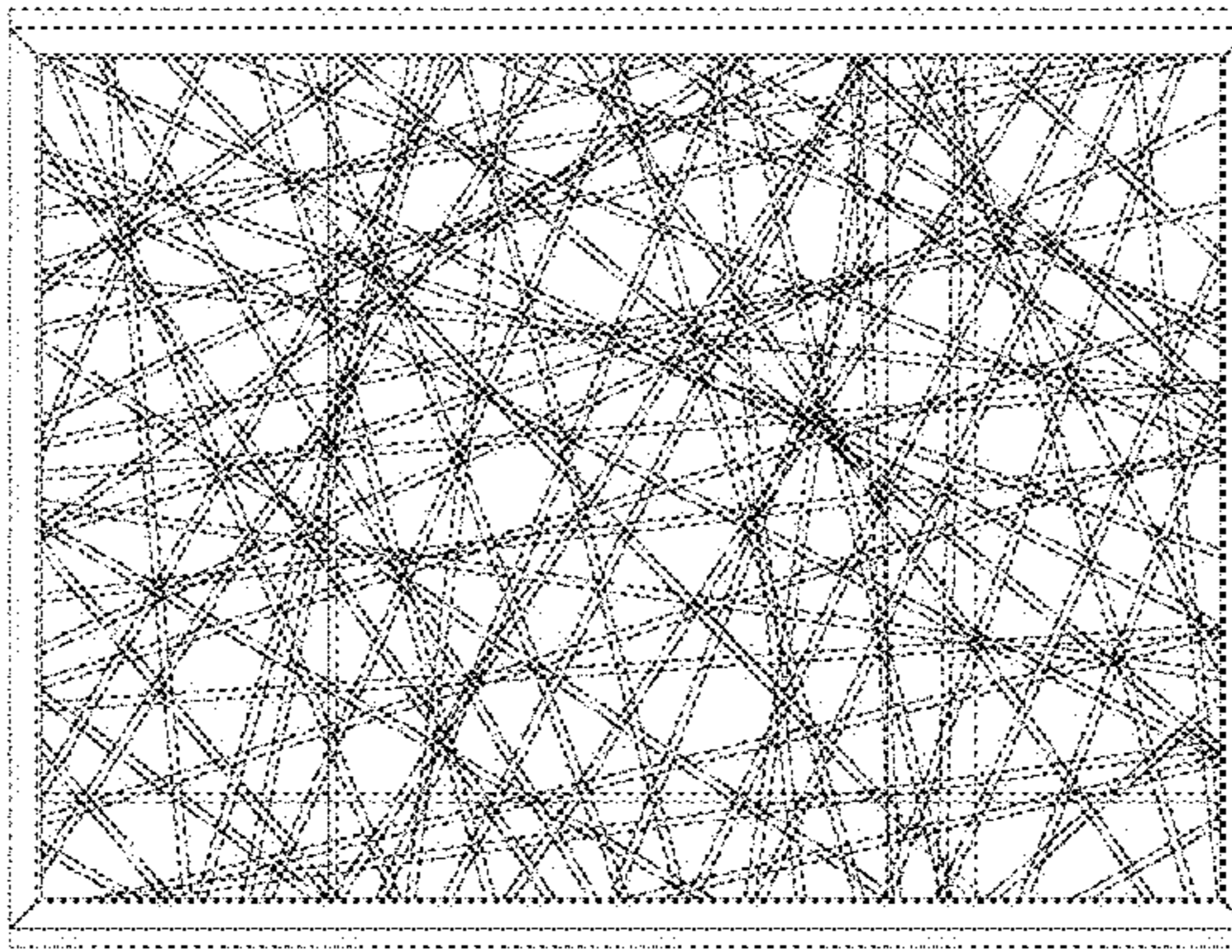


FIG. 6

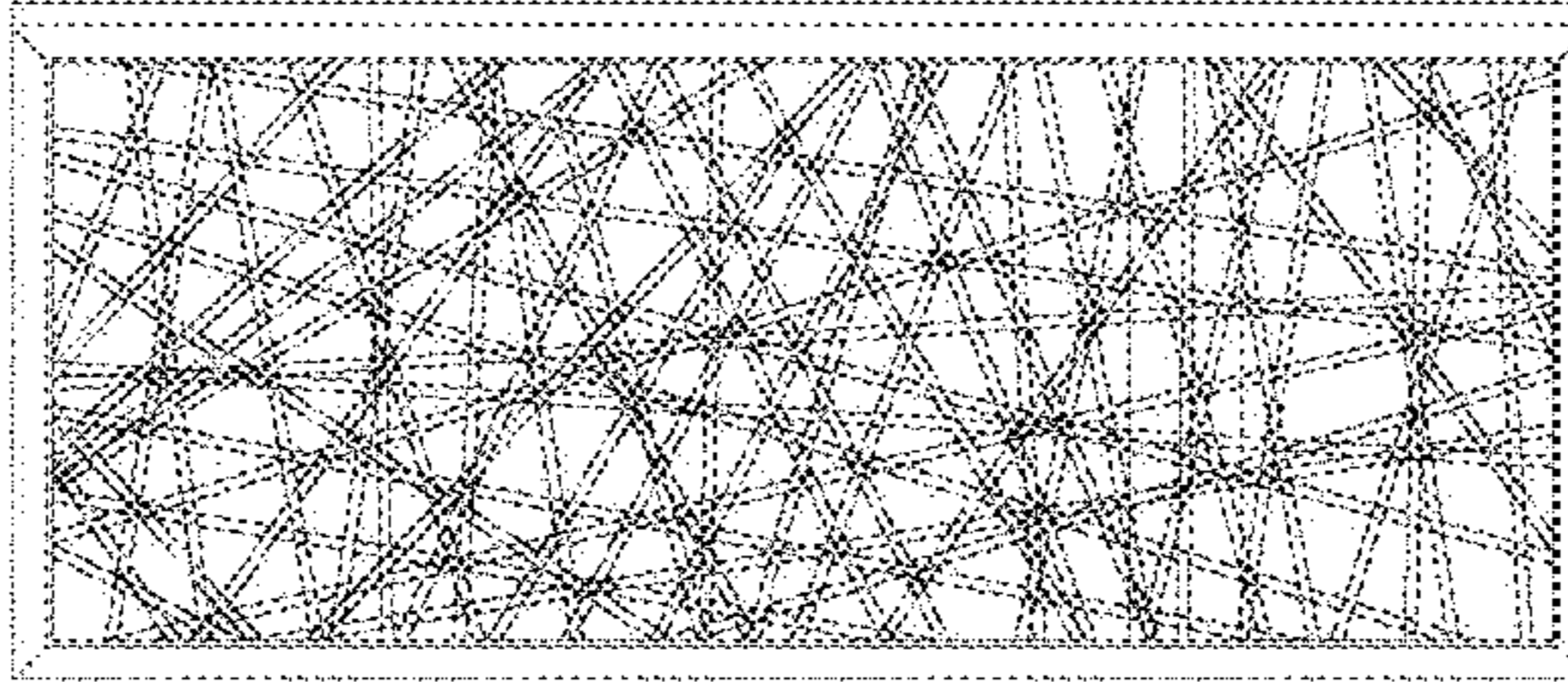


FIG. 7