



US00D848751S

(12) **United States Design Patent**
Figueira

(10) **Patent No.:** **US D848,751 S**

(45) **Date of Patent:** **** May 21, 2019**

(54) **PARTITION PANEL FRAME**
(71) Applicant: **Williams-Sonoma, Inc.**, San Francisco, CA (US)
(72) Inventor: **Maria Eugenia Figueira**, Brooklyn, NY (US)
(73) Assignee: **Williams-Sonoma, Inc.**, San Francisco, CA (US)
(**) Term: **15 Years**

D291,164 S * 8/1987 Luyk D6/681.2
D293,981 S * 2/1988 Ball D6/332
D305,704 S * 1/1990 Jones D6/332
5,062,246 A * 11/1991 Sykes E04B 2/7424
52/126.4
5,134,826 A * 8/1992 La Roche E04B 2/7437
52/239
5,277,005 A * 1/1994 Hellwig E04B 2/7422
174/495
5,277,007 A * 1/1994 Hellwig E04B 2/7416
174/498
5,797,225 A * 8/1998 Ishikawa E04D 3/08
52/200

(Continued)

(21) Appl. No.: **29/607,267**
(22) Filed: **Jun. 12, 2017**
(51) **LOC (11) Cl.** **06-06**
(52) **U.S. Cl.**
USPC **D6/332**
(58) **Field of Classification Search**
USPC 52/64, 235, 238.1, 239, 243.1, 415, 434,
52/792.1, 792.11, 793.1, 794.1, 146,
52/220.7, 236.7; D25/58, 59, 60, 61;
D6/332
CPC E04C 2/292; E04C 2/296; E04C 2/365;
E04C 2/38; E04C 2/284; E04C 2/30;
E04B 2/7407
See application file for complete search history.

Primary Examiner — Kevin K Rudzinski
Assistant Examiner — Kimberly Barnes
(74) *Attorney, Agent, or Firm* — Cook Alex Ltd.; R.
Blake Johnston

(57) **CLAIM**

The ornamental design for a partition panel frame, as shown and described.

DESCRIPTION


FIG. 1 is a perspective view of a partition panel frame, showing my new design;
FIG. 2 is a front elevation view of the partition panel frame;
FIG. 3 is a rear elevation view of the partition panel frame;
FIG. 4 is a left side elevation view of the partition panel frame;
FIG. 5 is a right side elevation view of the partition panel frame;
FIG. 6 is a top plan view of the partition panel frame; and,
FIG. 7 is a bottom plan view of the partition panel frame.
The broken lines shown in the drawings depict portions of the partition panel frame that form no part of the claimed design.

(56) **References Cited**

U.S. PATENT DOCUMENTS

D211,838 S * 7/1968 Gelles D6/332
3,462,892 A * 8/1969 Meyer E04B 2/76
174/480
4,391,073 A * 7/1983 Mollenkopf E04B 2/7427
52/126.4
4,535,577 A * 8/1985 Tenser E04B 2/7429
174/495
4,619,092 A * 10/1986 Kaminaga E04B 2/90
49/DIG. 1

1 Claim, 4 Drawing Sheets



(56)

References Cited

U.S. PATENT DOCUMENTS

5,875,594 A * 3/1999 Hellwig E04B 2/7422
52/220.7
D411,628 S * 6/1999 Dyer D25/138
6,023,893 A * 2/2000 Tanaka E04B 2/7422
52/220.7
D504,184 S * 4/2005 Mock D25/138
6,920,727 B2 * 7/2005 Yu E04B 2/7433
403/363
7,707,795 B2 * 5/2010 Yu E04B 2/7422
403/402
7,937,895 B2 * 5/2011 Janka F24F 13/20
52/270
D642,814 S * 8/2011 Pensi D25/138
8,024,901 B2 * 9/2011 Gosling E04B 2/7424
52/238.1
8,549,804 B2 * 10/2013 Metcalf E04B 2/7448
439/215
8,677,704 B2 * 3/2014 Trindade de Sousa Monteiro
A47B 87/00
160/135
9,212,481 B2 * 12/2015 Stramandinoli E04B 2/90

* cited by examiner

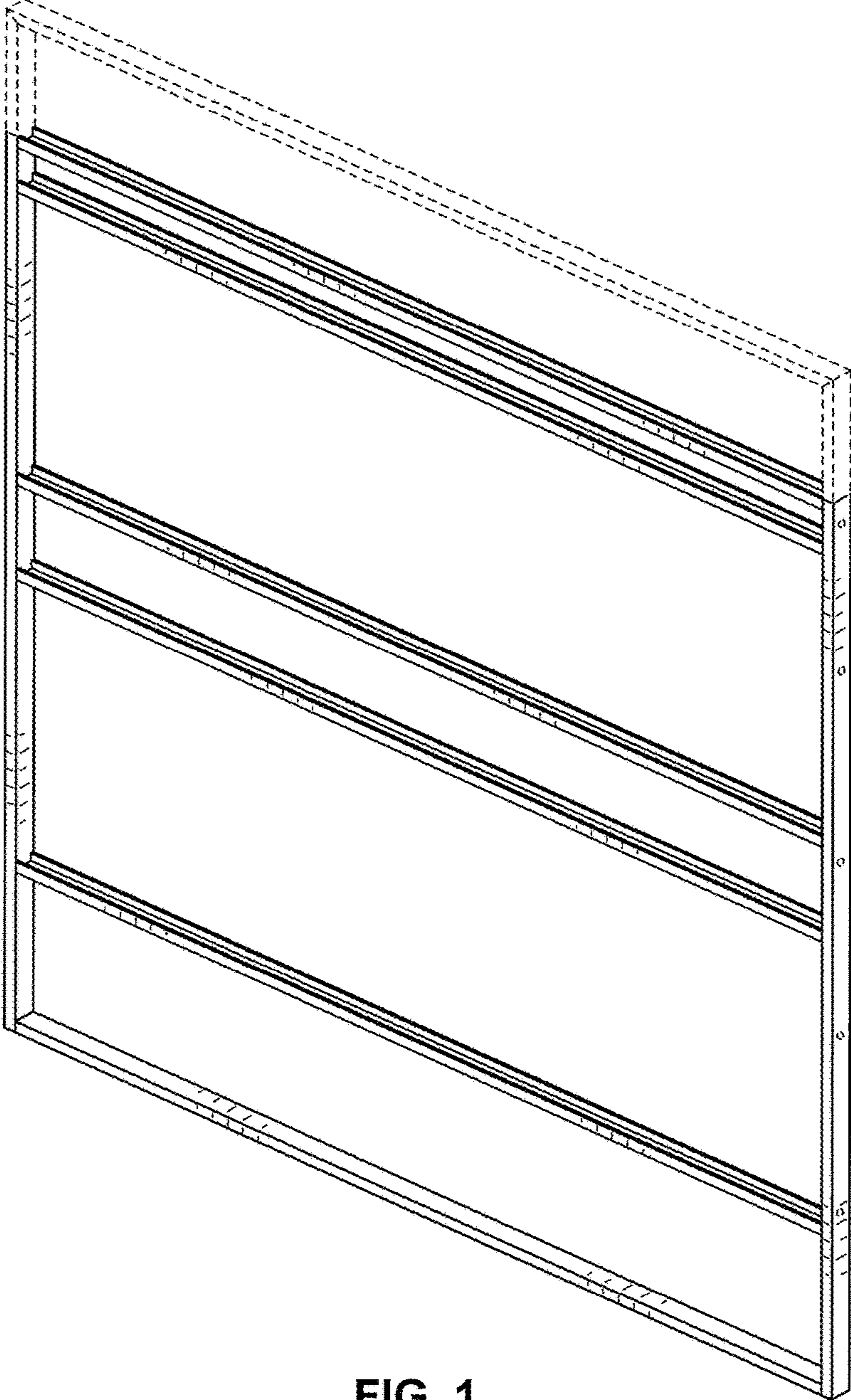


FIG. 1




FIG. 2




FIG. 3



FIG. 4



FIG. 5




FIG. 6



FIG. 7