



US00D848726S

(12) **United States Design Patent**  
**Mahoney**

(10) **Patent No.:** **US D848,726 S**

(45) **Date of Patent:** **\*\* May 21, 2019**

(54) **FOOTWEAR UPPER**

D785,919 S \* 5/2017 Parrett ..... D2/972  
D795,558 S \* 8/2017 Rowe ..... D2/972  
D801,668 S \* 11/2017 Kuerbis ..... D2/972

(71) Applicant: **Saucony, Inc.**, Waltham, MA (US)

(72) Inventor: **Christopher J. Mahoney**, Concord, MA (US)

(73) Assignee: **Saucony, Inc.**, Waltham, MA (US)

(\*\*) Term: **15 Years**

(21) Appl. No.: **29/604,411**

(22) Filed: **May 17, 2017**

(51) **LOC (11) Cl.** ..... **02-99**

(52) **U.S. Cl.**  
USPC ..... **D2/973**

(58) **Field of Classification Search**  
USPC ..... D2/896, 902, 906-908, 946, 969,  
D2/972-974, 978; D5/47, 49, 50, 53, 54,  
D5/56, 60  
CPC ... A43B 13/181; A43B 13/141; A43B 13/186;  
A43B 13/188; A43B 23/00; A43B 23/02;  
A43B 5/00; A43B 23/26; A43B 1/04;  
A43B 11/14; A43B 7/00; A43B 3/12;  
A43C 3/00; A43C 5/00; A43C 7/00;  
A43C 11/004

See application file for complete search history.

(56) **References Cited**

**U.S. PATENT DOCUMENTS**

D444,624 S \* 7/2001 Wilson ..... D2/902  
D511,883 S \* 11/2005 Matis ..... D2/969  
D534,339 S \* 1/2007 Matis ..... D2/969  
D563,653 S \* 3/2008 Schoenborn ..... D2/969  
D578,288 S 10/2008 Banik  
D586,094 S \* 2/2009 Banik ..... D2/969  
D672,129 S \* 12/2012 Bell ..... D2/969  
D687,218 S \* 8/2013 Teng-Lee ..... D2/969

**OTHER PUBLICATIONS**

Under Armour UA SpeedForm Slingride downloaded from <https://www.underarmour.com/en-us/mens-ua-speedform-slingride-running-shoes/pid1281998> on May 15, 2017.

Saucony Triumph ISO, First Look—Running Warehouse Blog (Oct. 2, 2014) downloaded from <http://blog.runningwarehouse.com/gear/rs/saucony-triumph-iso-first-look/> on May 15, 2017.

K-Swiss Prior Art.

Nike Prior Art.

\* cited by examiner

*Primary Examiner* — Dominic V Simone

(74) *Attorney, Agent, or Firm* — Warner Norcross + Judd LLP

(57) **CLAIM**

The ornamental design for footwear upper, as shown and described.

**DESCRIPTION**

FIG. 1 is a perspective view of the footwear upper embodying the new design;

FIG. 2 is a top view thereof;

FIG. 3 is a right side view thereof;

FIG. 4 is a left side view thereof;

FIG. 5 is a front view thereof; and,

FIG. 6 is a rear view thereof.

In FIGS. 1-6, broken line portions are shown for environmental purposes and form no part of the claimed design. Broken lines bounding shaded regions form the boundary of the claimed design, and are not part of the claimed design. The claimed design extends only through the shaded portions of the drawings.

**1 Claim, 5 Drawing Sheets**



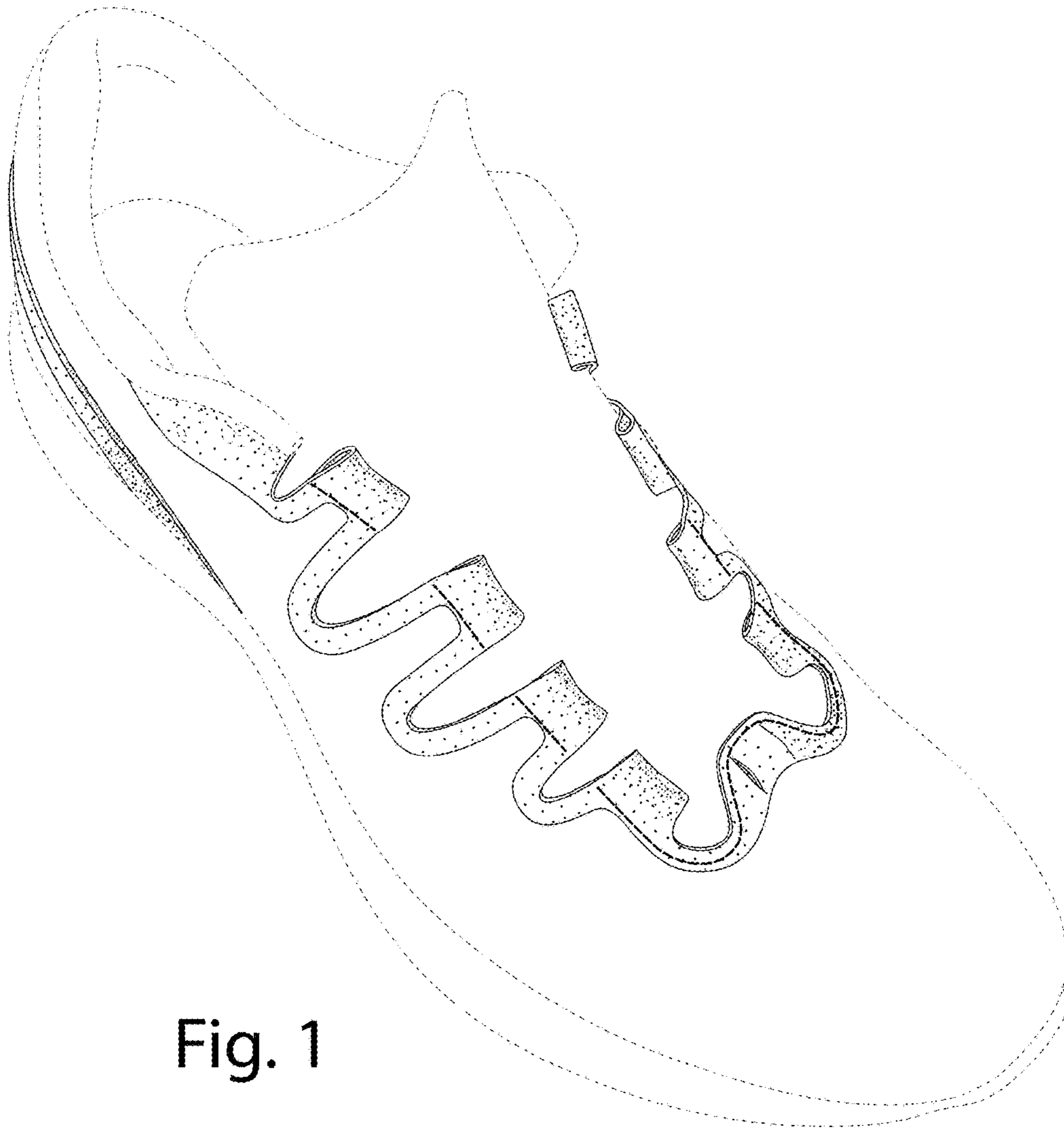


Fig. 1

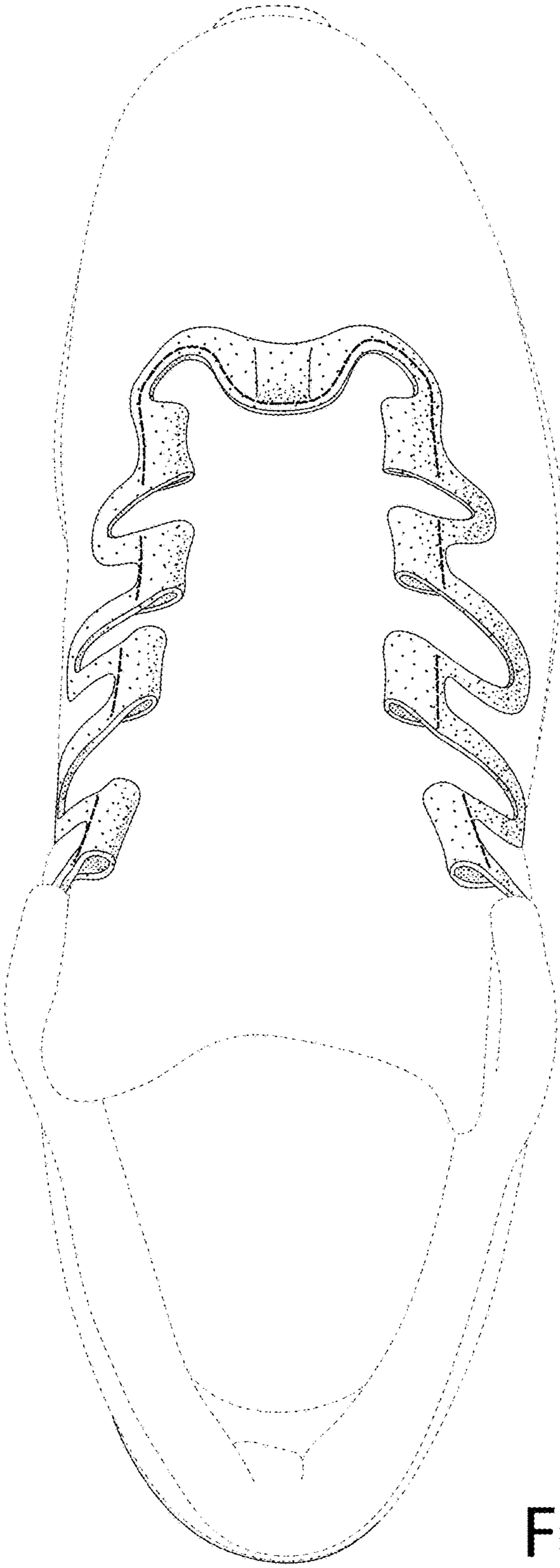


Fig. 2

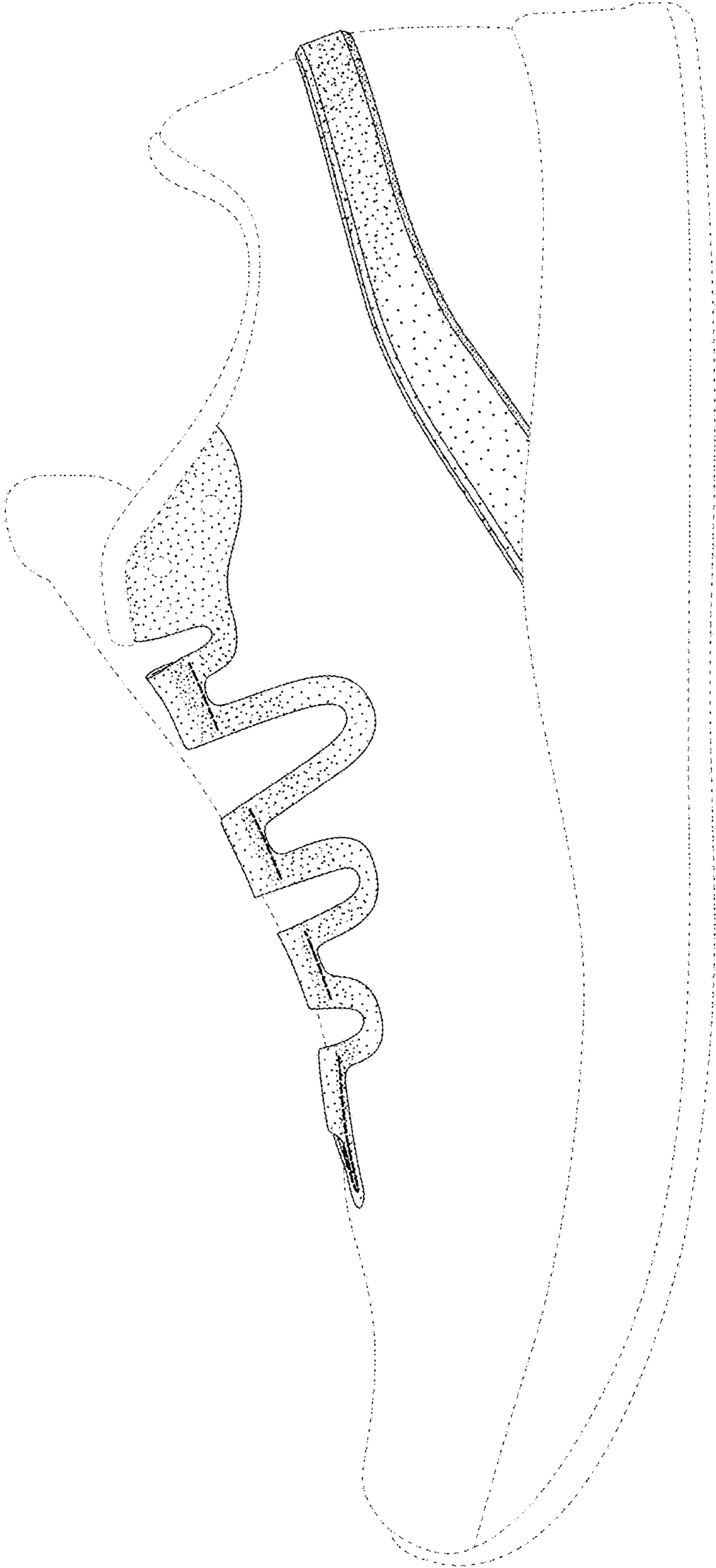


Fig. 3

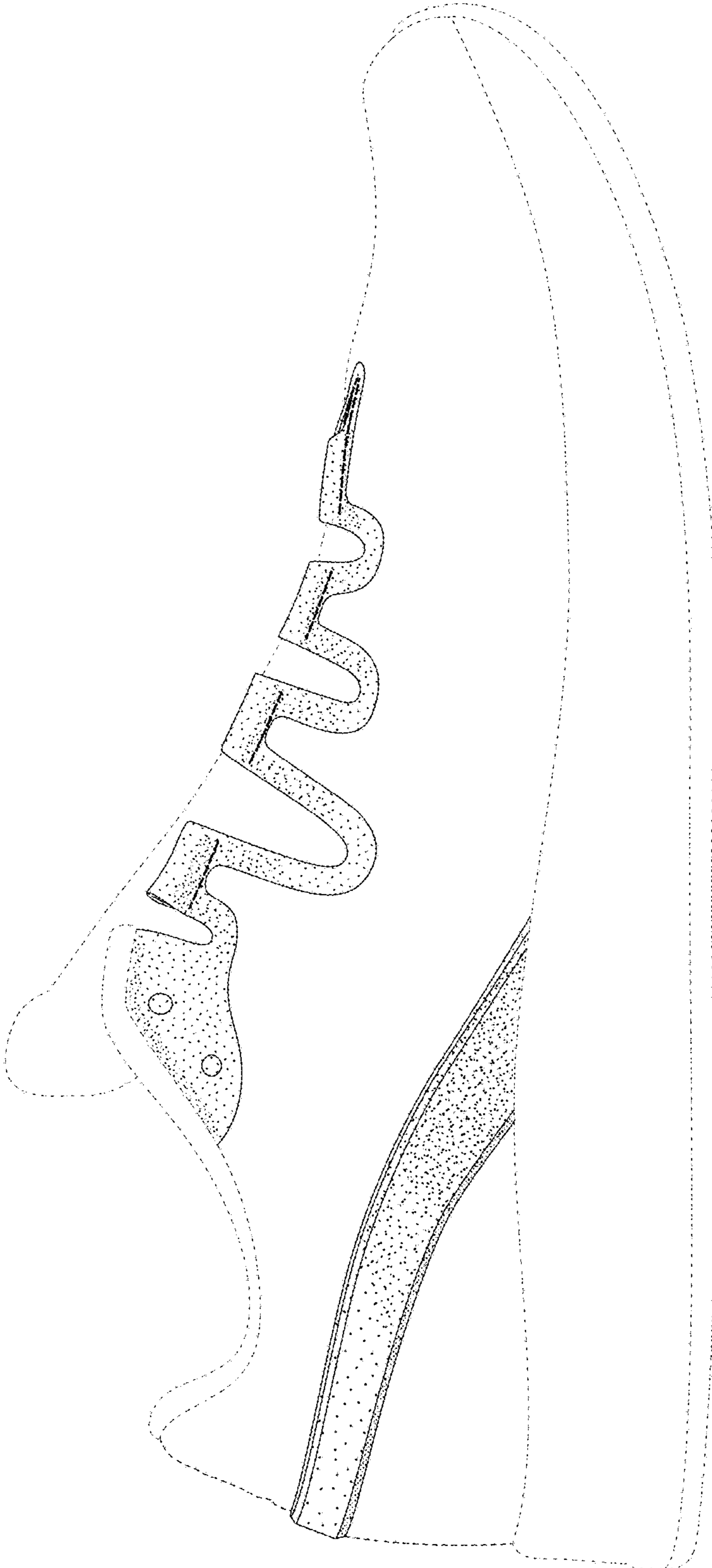


Fig. 4

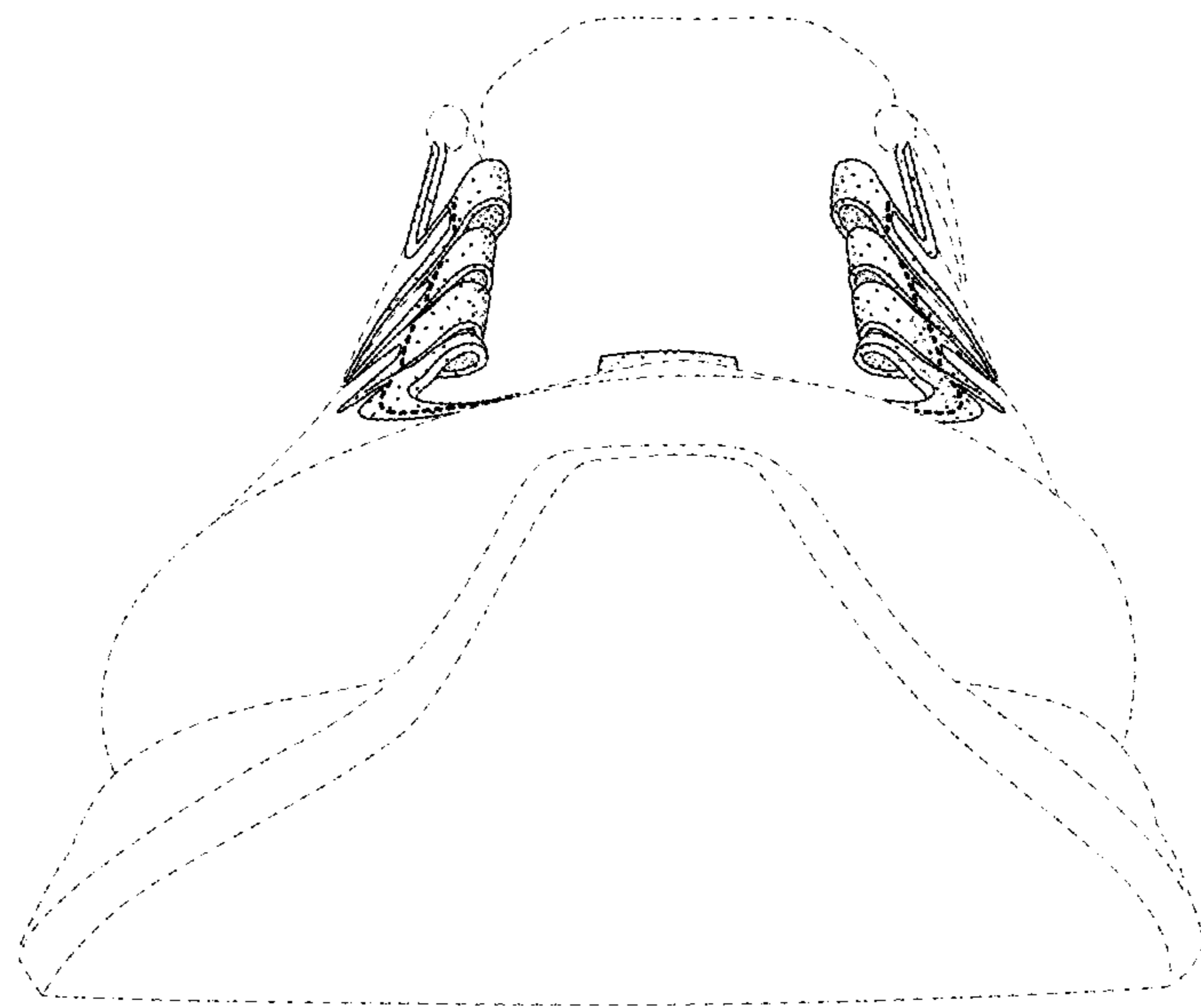


Fig. 5

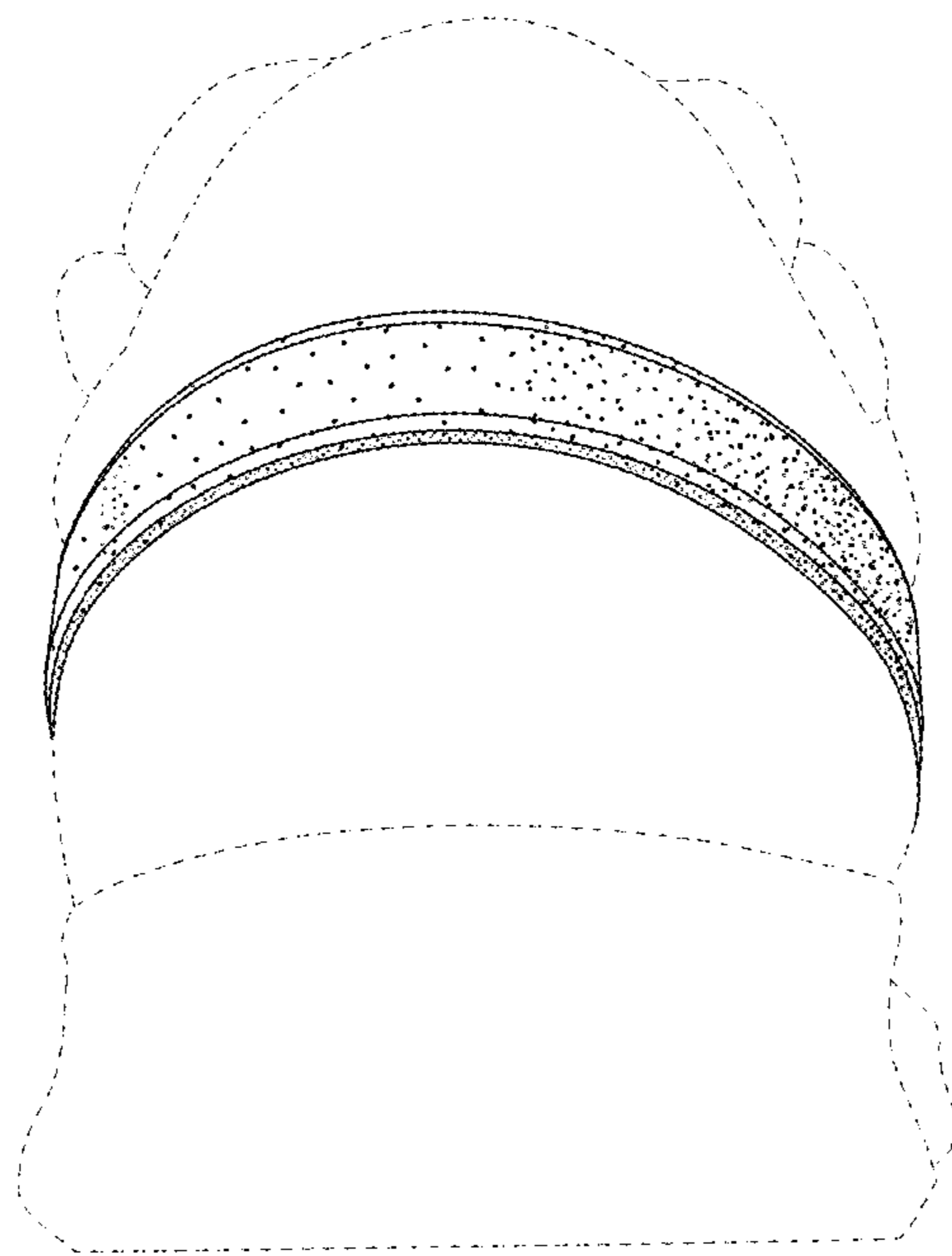


Fig. 6