



US00D848691S

(12) **United States Design Patent**
Antler

(10) **Patent No.:** **US D848,691 S**

(45) **Date of Patent:** **** May 14, 2019**

(54) **BRISTLES OF A BRUSH**

(71) Applicant: **Steven M Antler**, Darien, CT (US)

(72) Inventor: **Steven M Antler**, Darien, CT (US)

(**) Term: **15 Years**

(21) Appl. No.: **29/626,101**

(22) Filed: **Nov. 15, 2017**

(51) **LOC (11) Cl.** **32-05**

(52) **U.S. Cl.**
USPC **D32/25**

(58) **Field of Classification Search**
USPC D4/100, 102, 114, 115, 116, 117, 121,
D4/122, 123, 127, 128, 129, 130, 131,
D4/132, 133, 135, 136, 137, 138, 199;
D32/15, 16, 31, 32, 33, 4, 25, 35, 40;
15/366, 383
CPC A46B 1/0253; A46B 9/028; A46B 13/001;
A46B 3/22; A46B 3/001; A46B 2200/30;
A46B 13/006; A46B 3/005; A46D
1/0284; A46D 1/0238
See application file for complete search history.

(56) **References Cited**

U.S. PATENT DOCUMENTS

2,153,207 A * 4/1939 Petty A46B 13/008
15/180

3,737,694 A * 6/1973 Rabenhorst F16F 15/30
15/179

5,187,904 A * 2/1993 Tyler A46B 3/18
451/463

D378,003 S * 2/1997 Eichinger D32/25

D378,004 S * 2/1997 Wilson D32/25

5,903,951 A * 5/1999 Ionta A46B 3/005
15/180

5,983,434 A * 11/1999 Eichinger B24D 13/145
15/180

D424,258 S 5/2000 Phil et al.

D424,765 S 5/2000 Lund et al.

D425,269 S * 5/2000 Pihl D32/25

D427,395 S * 6/2000 Pihl D32/25

6,253,535 B1 * 7/2001 Paulson, Jr. A01B 29/041
172/55

6,422,932 B1 * 7/2002 Lageson B24D 13/10
15/180

6,730,140 B2 * 5/2004 Lageson B24D 13/10
264/328.1

(Continued)

Primary Examiner — Karen E Eldridge Powers
(74) *Attorney, Agent, or Firm* — Shlesinger, Arkwright & Garvey LLP

(57) **CLAIM**

The ornamental design for bristles of a brush, as shown and described.

DESCRIPTION

FIG. 1 is a front side perspective view of bristles of a brush showing my new design;

FIG. 2 is a left side elevation view of the design as shown in FIG. 1;

FIG. 3 is a right side elevation view of the design as shown in FIG. 1;

FIG. 4 is a top plan view of the design as shown in FIG. 1; and

FIG. 5 is a bottom plan view of the design as shown in FIG. 1.

FIG. 6 is a bottom edge view of FIG. 1;

FIG. 7 is a front side perspective view of another embodiment of bristles of a brush showing my new design;

FIG. 8 is a rear side perspective view of FIG. 7;

FIG. 9 is a front side elevational view of FIG. 7;


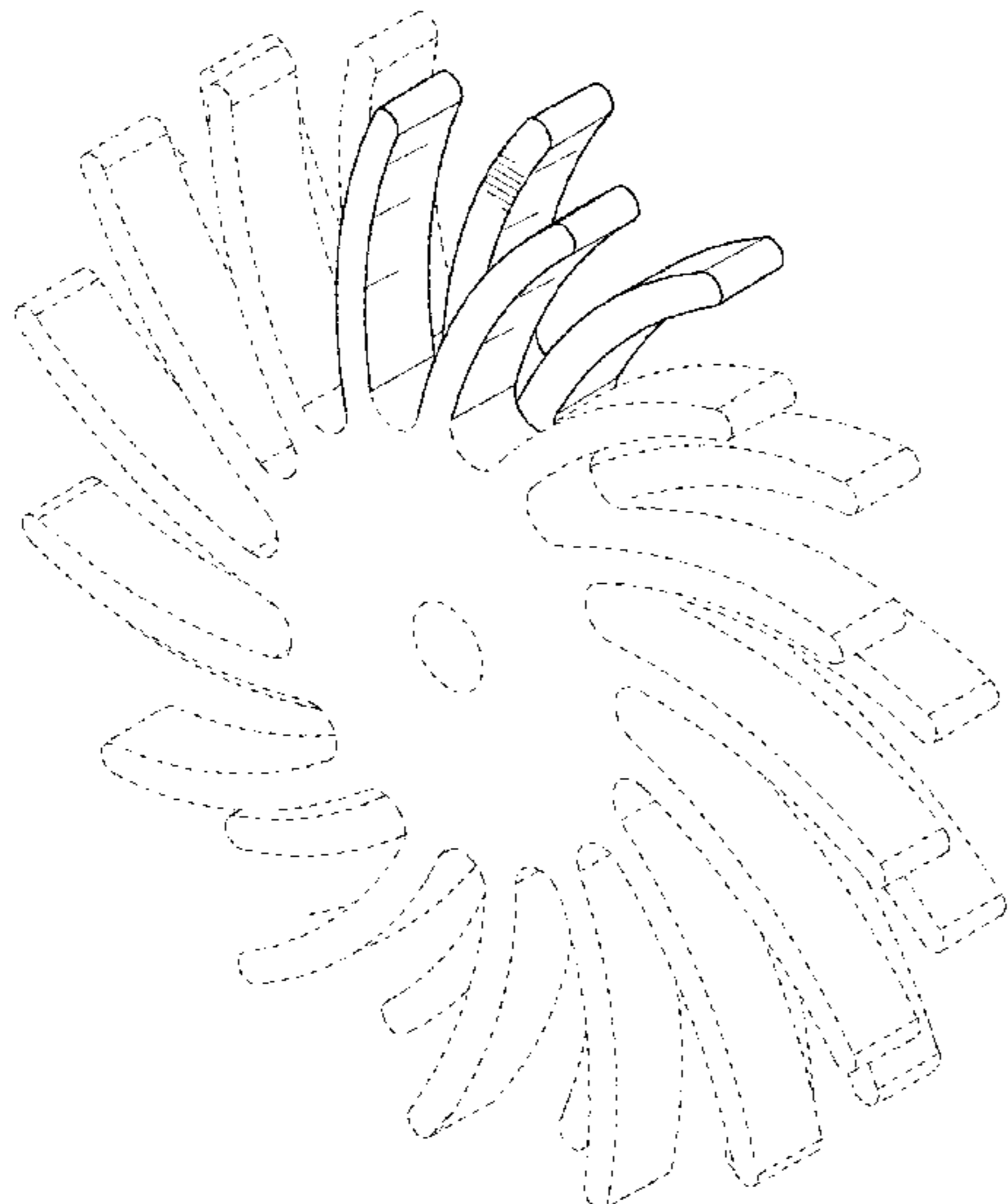
FIG. 10 is a rear side elevational view of FIG. 7;

FIG. 11 is a top edge view of FIG. 7; and,

FIG. 12 is a bottom edge view of FIG. 7.

The broken lines in the drawings illustrate environmental structure and form no part of the claimed design.

1 Claim, 10 Drawing Sheets



(56)

References Cited

U.S. PATENT DOCUMENTS

7,121,937 B2 * 10/2006 Turch A46B 3/04
451/526
7,743,683 B2 * 6/2010 Dayton B25F 3/00
173/216
7,769,490 B2 * 8/2010 Abramson F04D 29/281
180/167
7,979,952 B2 * 7/2011 Beskow A47L 9/04
15/322
8,726,454 B2 * 5/2014 Gilbert, Jr. A47L 11/34
15/319
9,215,959 B2 * 12/2015 Heidenga A47L 9/04
2002/0065031 A1 * 5/2002 Chou A46B 13/001
451/466
2013/0302751 A1 * 11/2013 Maxa A46B 13/008
433/166
2014/0215735 A1 * 8/2014 Gilbert, Jr. A47L 11/34
15/98

* cited by examiner

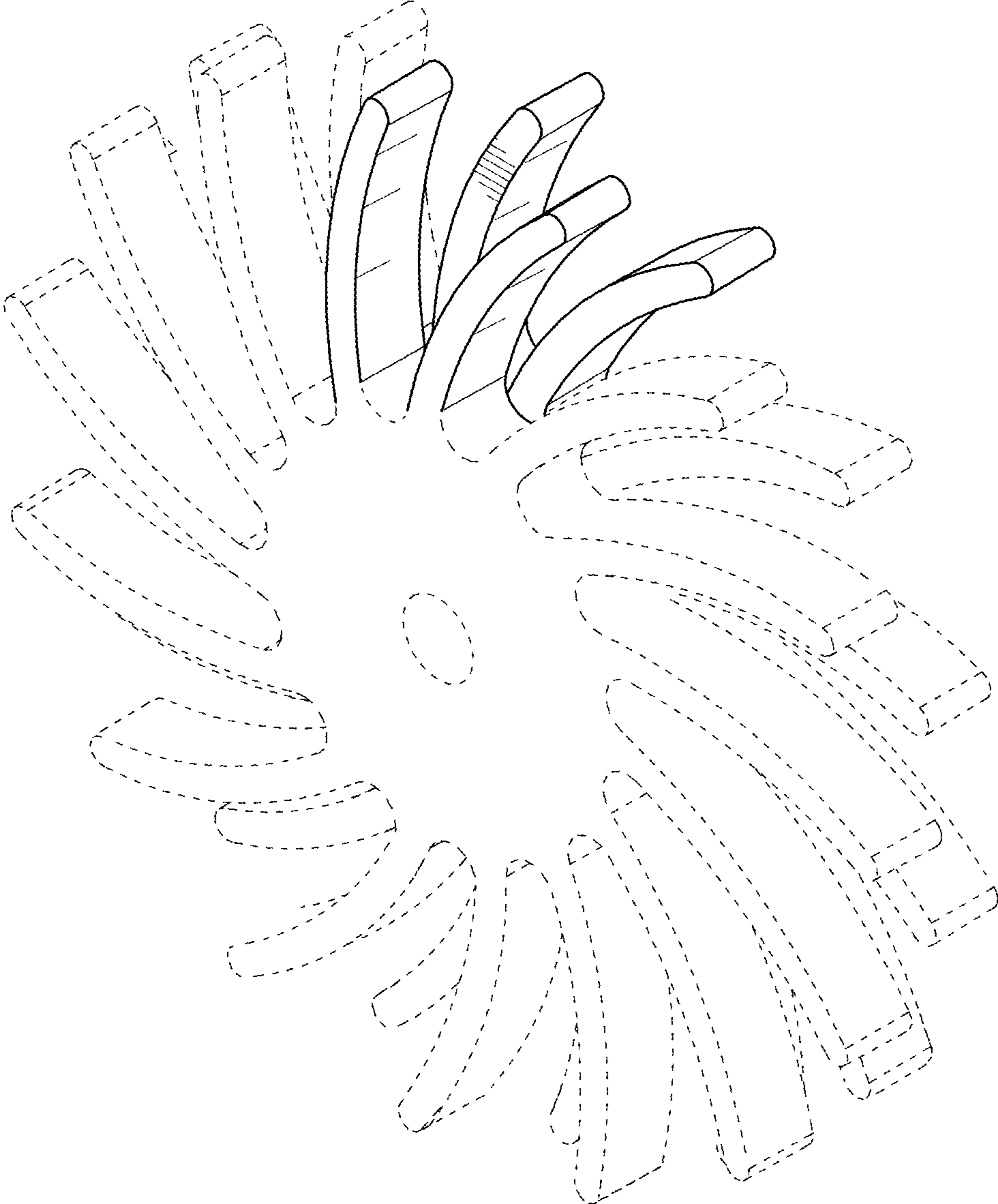


FIG. 1

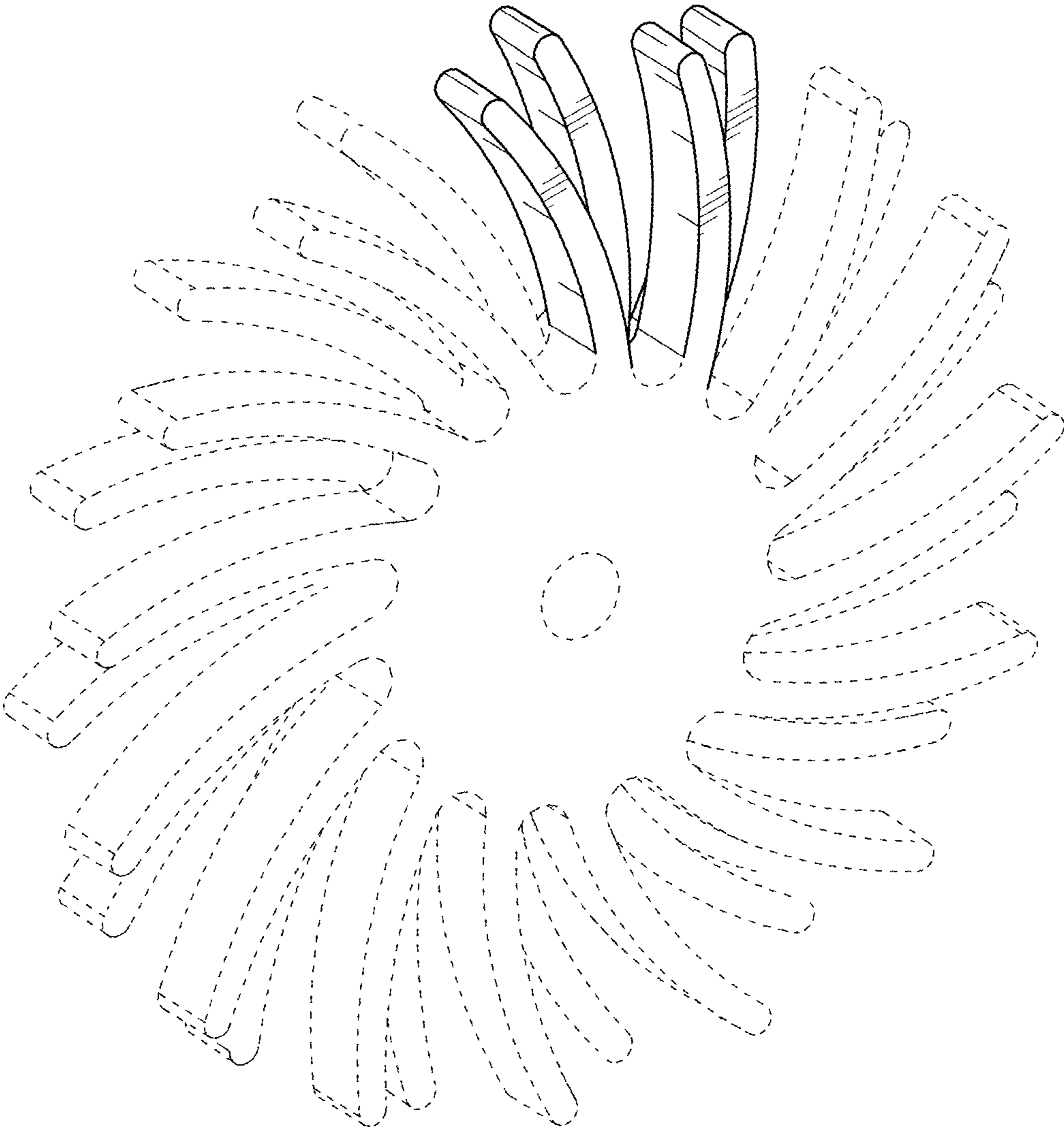


FIG. 2




FIG. 3




FIG. 4

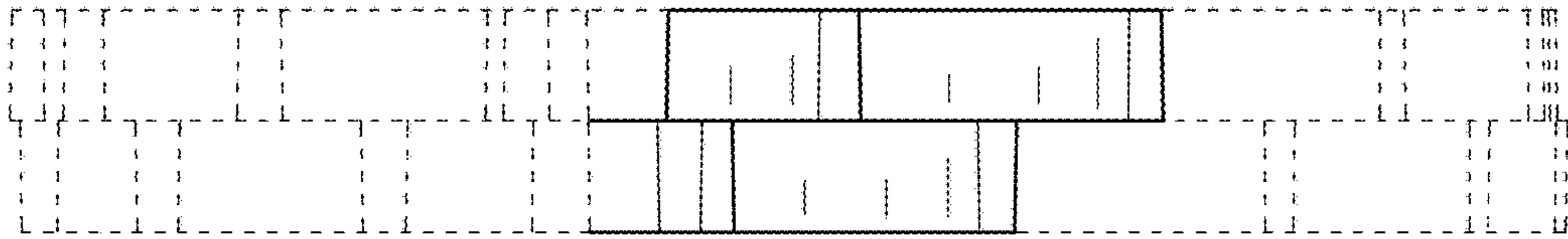


FIG. 5

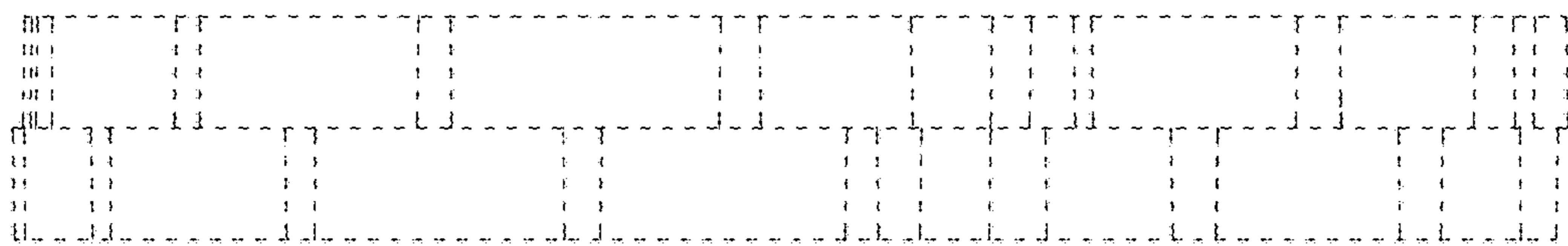


FIG. 6




FIG. 7




FIG. 8

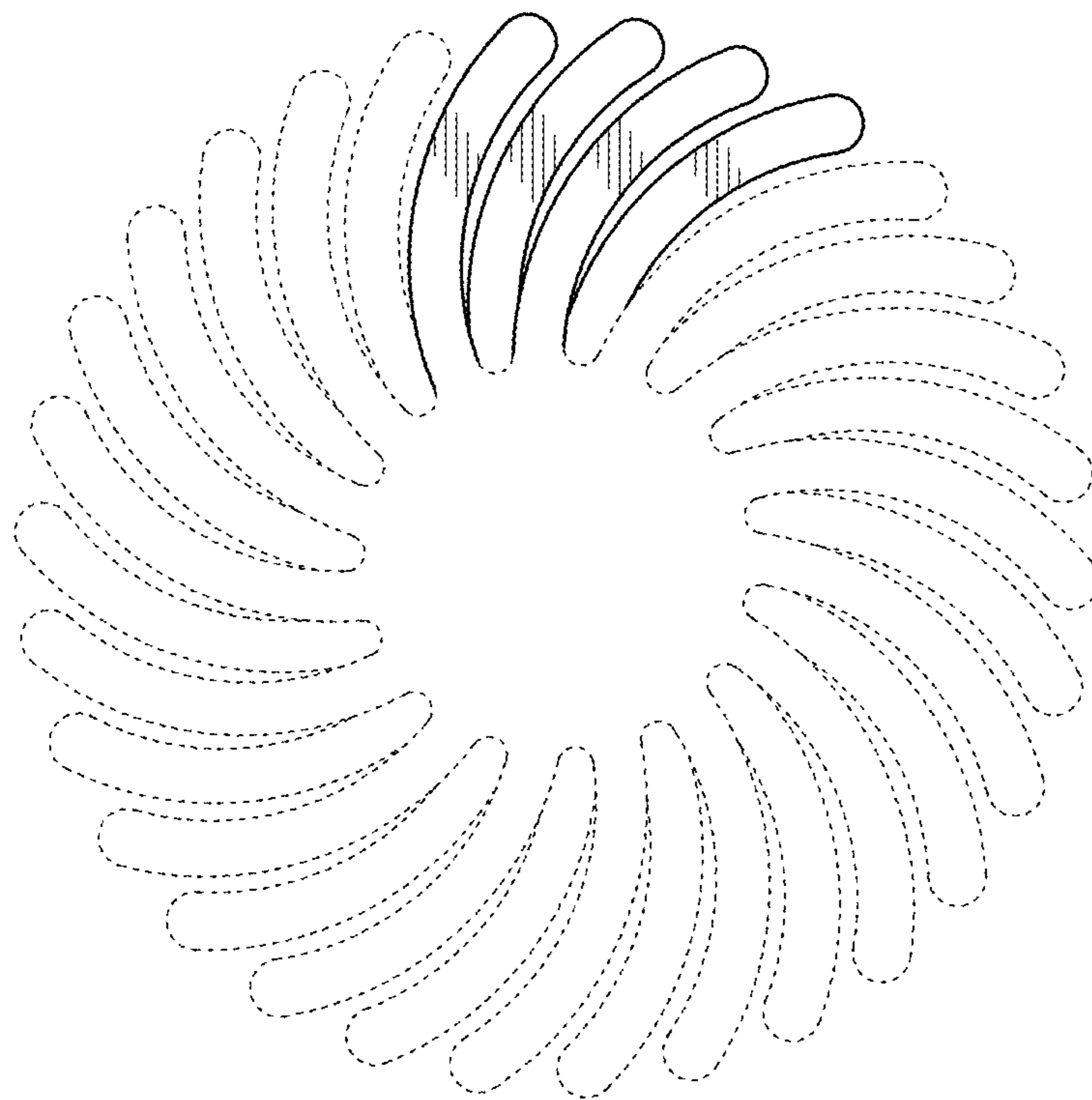


FIG. 9




FIG. 10

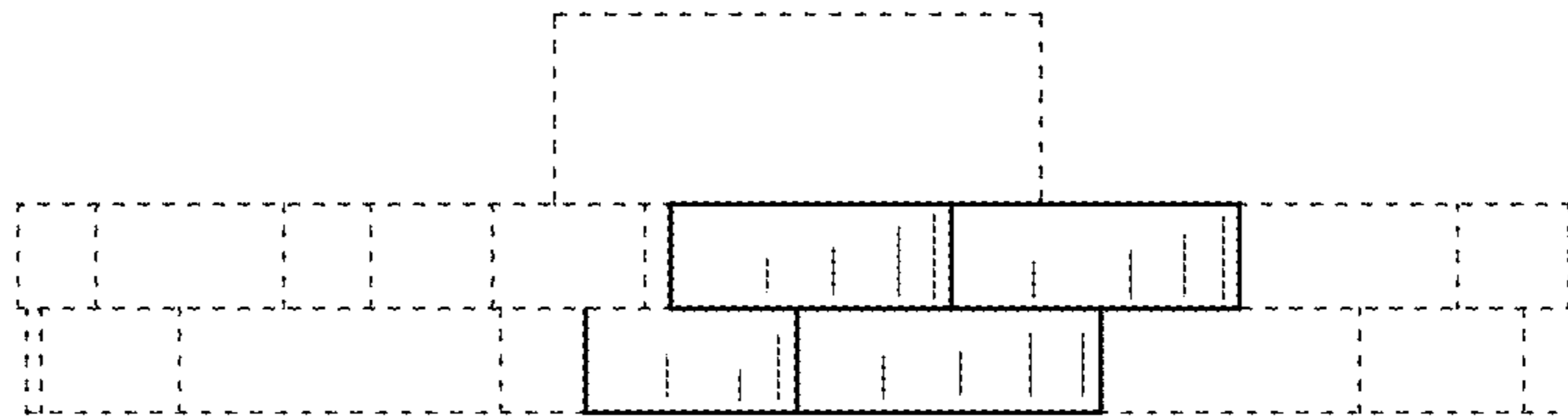


FIG. 11

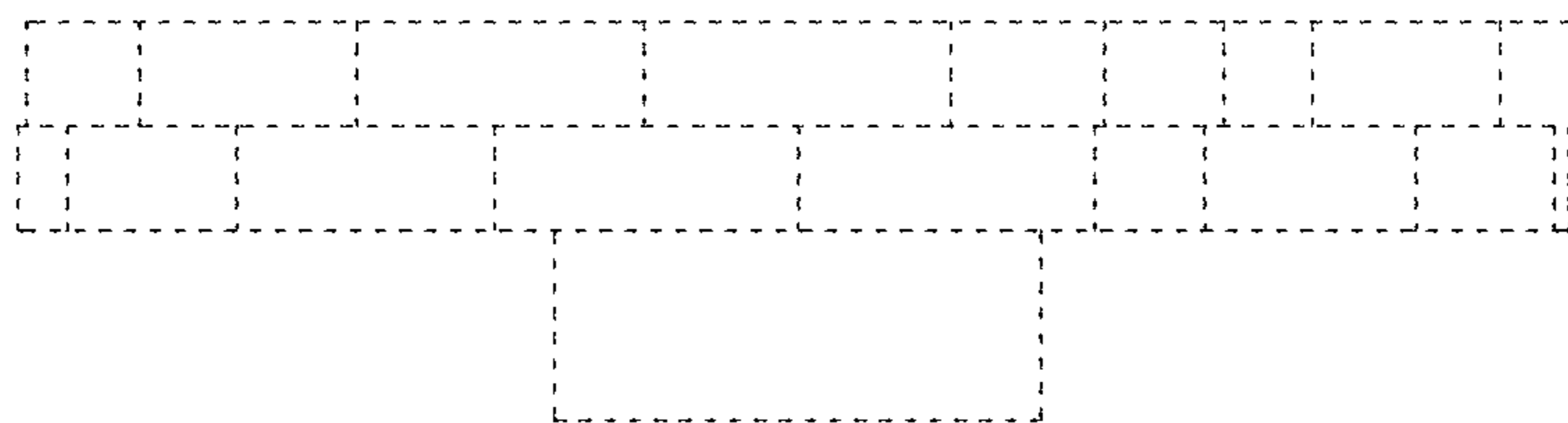


FIG. 12