



US00D848687S

(12) **United States Design Patent**
Kim et al.

(10) **Patent No.:** **US D848,687 S**

(45) **Date of Patent:** **** May 14, 2019**

(54) **DRYER**

(71) Applicant: **Samsung Electronics Co., Ltd.**,
Suwon-si (KR)

(72) Inventors: **Jinnam Kim**, Seoul (KR); **Jungah Choi**, Seoul (KR)

(73) Assignee: **Samsung Electronics Co., Ltd.**,
Suwon-si (KR)

(**) Term: **15 Years**

(21) Appl. No.: **29/639,222**

(22) Filed: **Mar. 5, 2018**

(30) **Foreign Application Priority Data**

Jan. 3, 2018 (KR) 30-2018-0000360

(51) **LOC (11) Cl.** **15-05**

(52) **U.S. Cl.**
USPC **D32/8**

(58) **Field of Classification Search**
USPC D32/6, 8, 25
CPC D06F 39/045; D06F 39/022; D06F 33/02;
D06F 35/006; D06F 29/00; D06F 29/005;
D06F 25/00; D06F 2204/065
See application file for complete search history.

(56) **References Cited**

U.S. PATENT DOCUMENTS

D496,709 S *	9/2004	Suh	D32/6
D517,255 S *	3/2006	Kim	D32/5
D517,257 S *	3/2006	Kim	D32/6
D520,686 S *	5/2006	Jeon	D32/6
D527,499 S *	8/2006	Jung	D32/6
D544,658 S *	6/2007	Kim	D32/6
D549,896 S *	8/2007	Suh	D32/6
D549,897 S *	8/2007	Suh	D32/6
D549,898 S *	8/2007	Suh	D32/6
D549,899 S *	8/2007	Suh	D32/6

D549,902 S *	8/2007	Suh	D32/8
D550,907 S *	9/2007	Jeon	D32/6
D559,479 S *	1/2008	Kwon	D32/6
D559,480 S *	1/2008	Kwon	D32/6
D565,809 S *	4/2008	Eicher	D32/6

(Continued)

FOREIGN PATENT DOCUMENTS

EM	000350145-0007	7/2005
EM	001031298-0001	11/2008

(Continued)

Primary Examiner — Michelle E. Wilson

(74) *Attorney, Agent, or Firm* — NSIP Law

(57) **CLAIM**

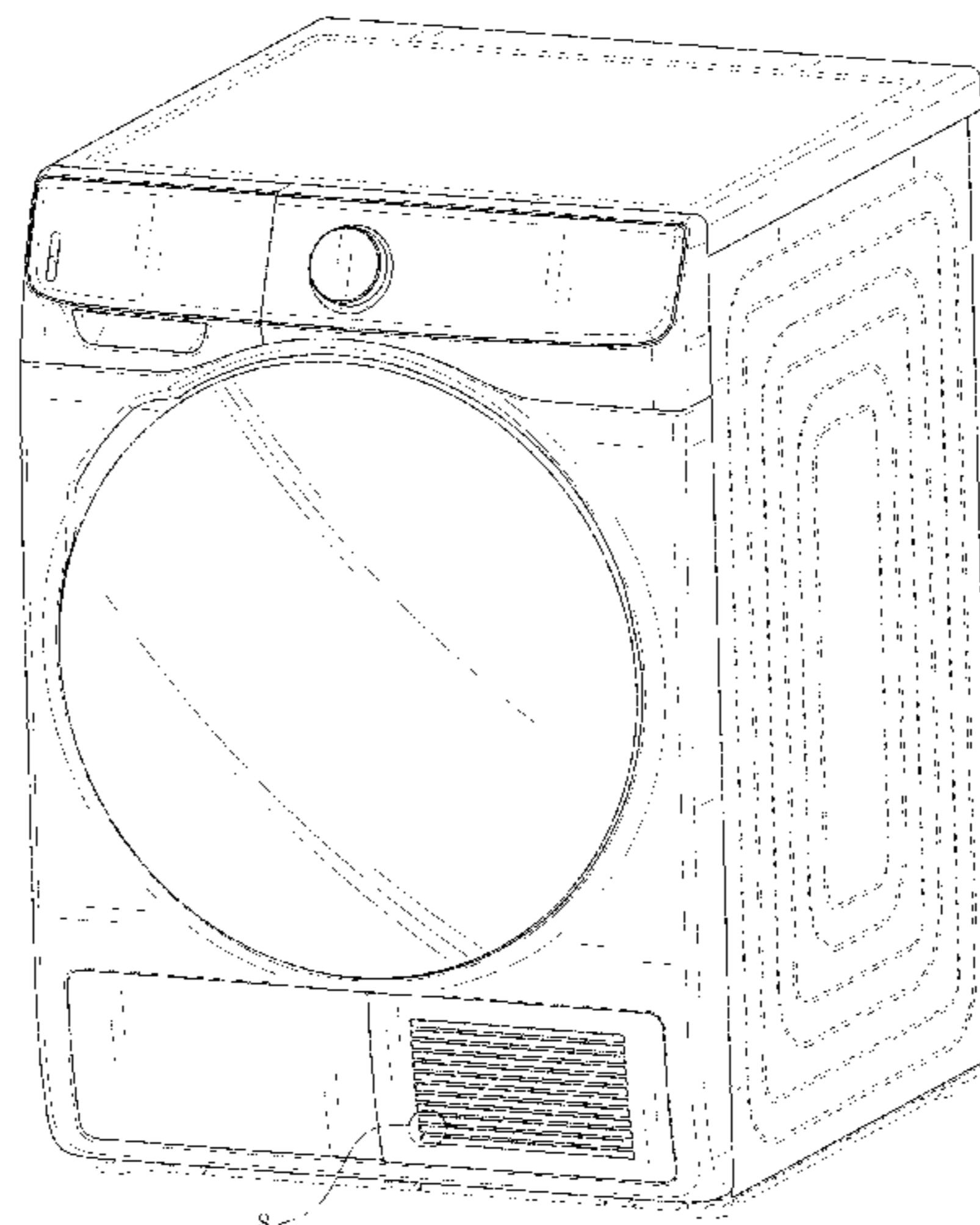
We claim the ornamental design for a dryer, as shown and described.

DESCRIPTION

FIG. 1 is a front perspective view of a dryer showing our new design;
 FIG. 2 is a front view thereof;
 FIG. 3 is a rear view thereof;
 FIG. 4 is a left-side view thereof;
 FIG. 5 is a right-side view thereof;
 FIG. 6 is a top view thereof;
 FIG. 7 is a bottom view thereof;
 FIG. 8 is an enlarged view of the encircled portion in FIG. 1
 FIG. 9 is an enlarged view of the encircled portion in FIG. 2; and,
 FIG. 10 is an enlarged view of the encircled portion in FIG. 7.

The broken lines in the figures show portions of the dryer which form no part of the claimed design.
 The dot-dash broken lines encircling portions of the claimed design that are illustrated in enlargements form no part of the claimed design.

1 Claim, 10 Drawing Sheets



(56)

References Cited

U.S. PATENT DOCUMENTS

D577,870 S * 9/2008 Kim D32/6
D579,610 S * 10/2008 Jeon D32/6
D653,006 S 1/2012 Takahashi
D697,678 S * 1/2014 Jeon D32/6

FOREIGN PATENT DOCUMENTS

WO DM/092 194 1/2016
WO DM/090 538 4/2016

* cited by examiner

FIG. 1




FIG. 2

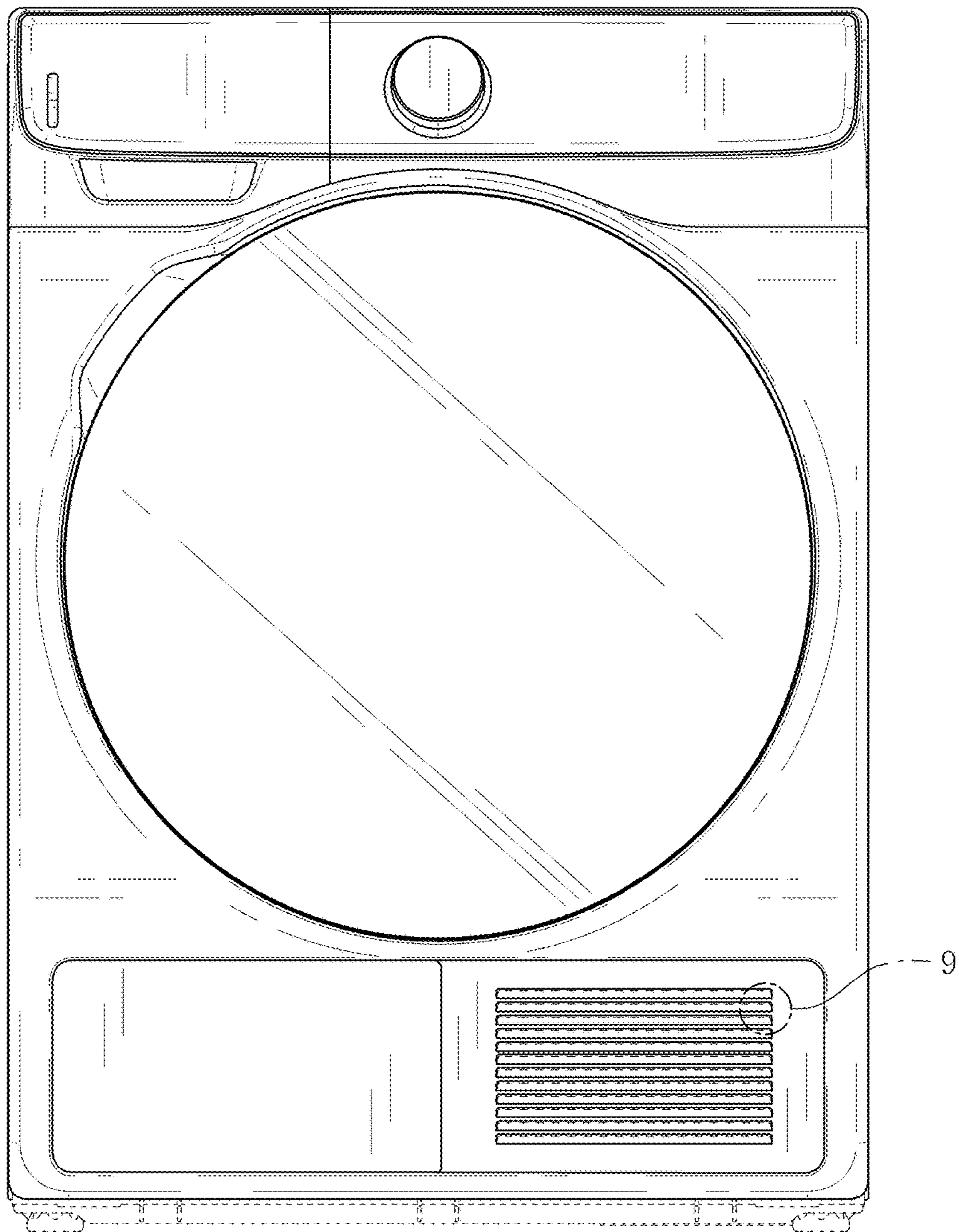


FIG. 3

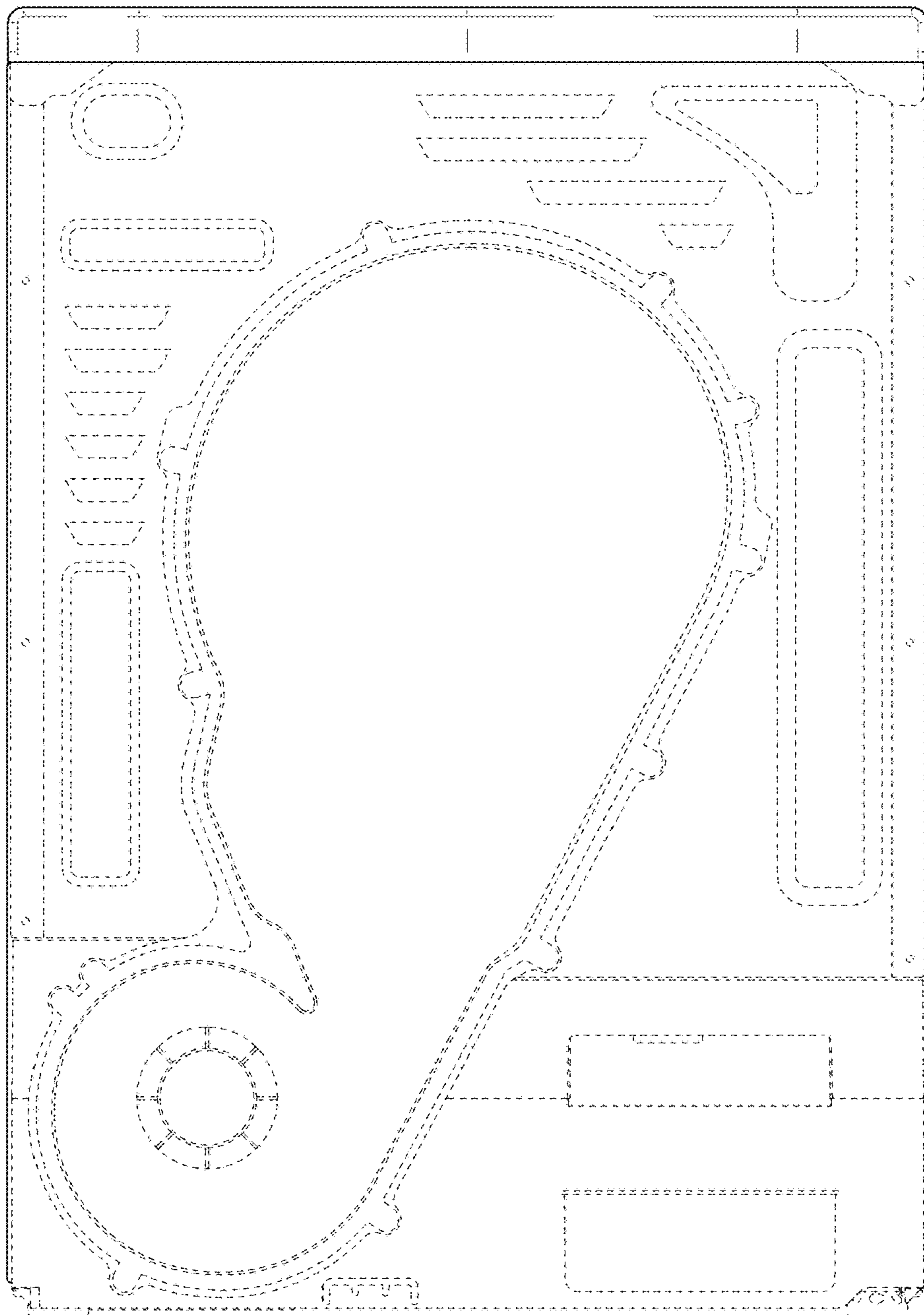


FIG. 4

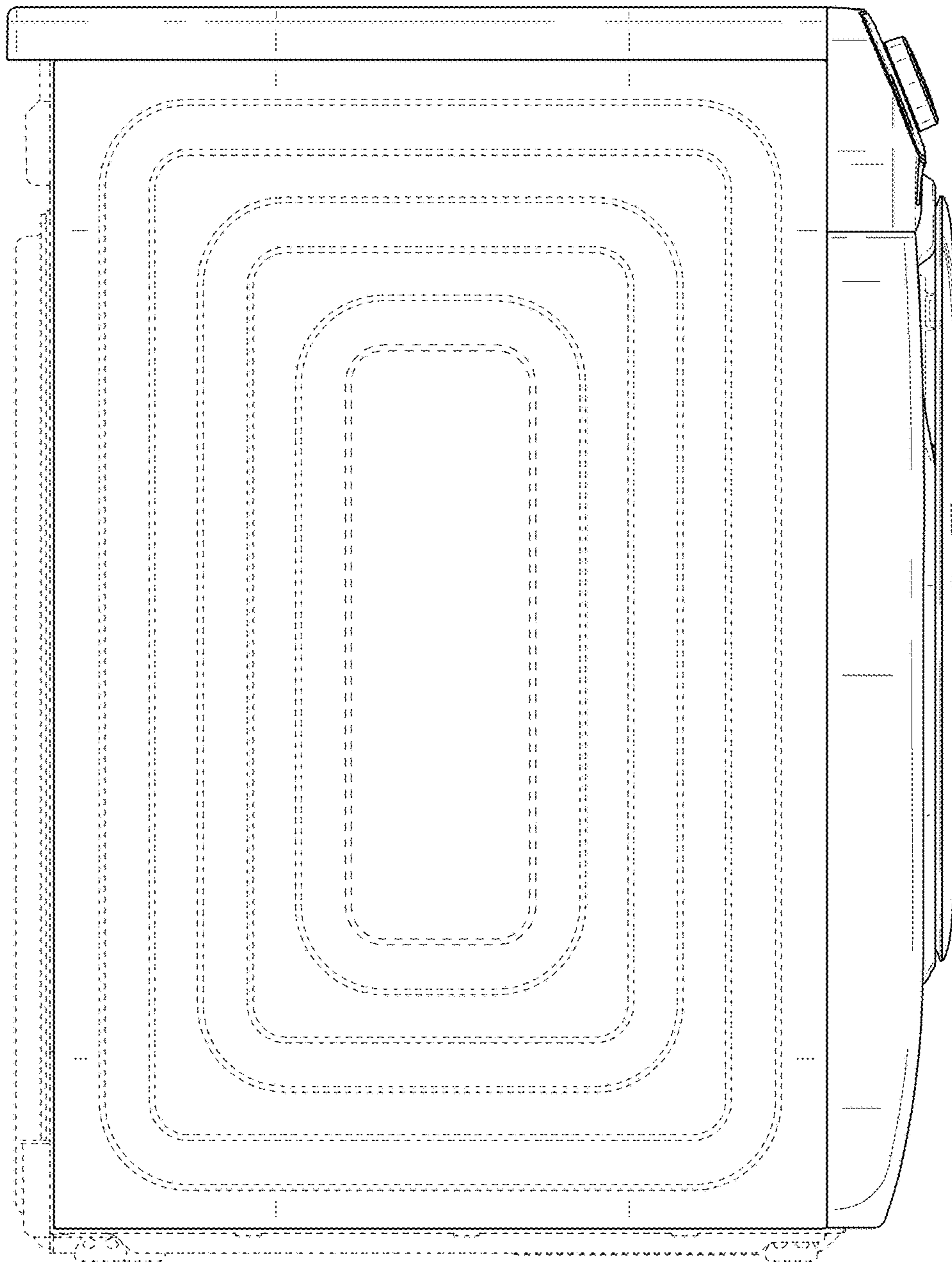


FIG. 5

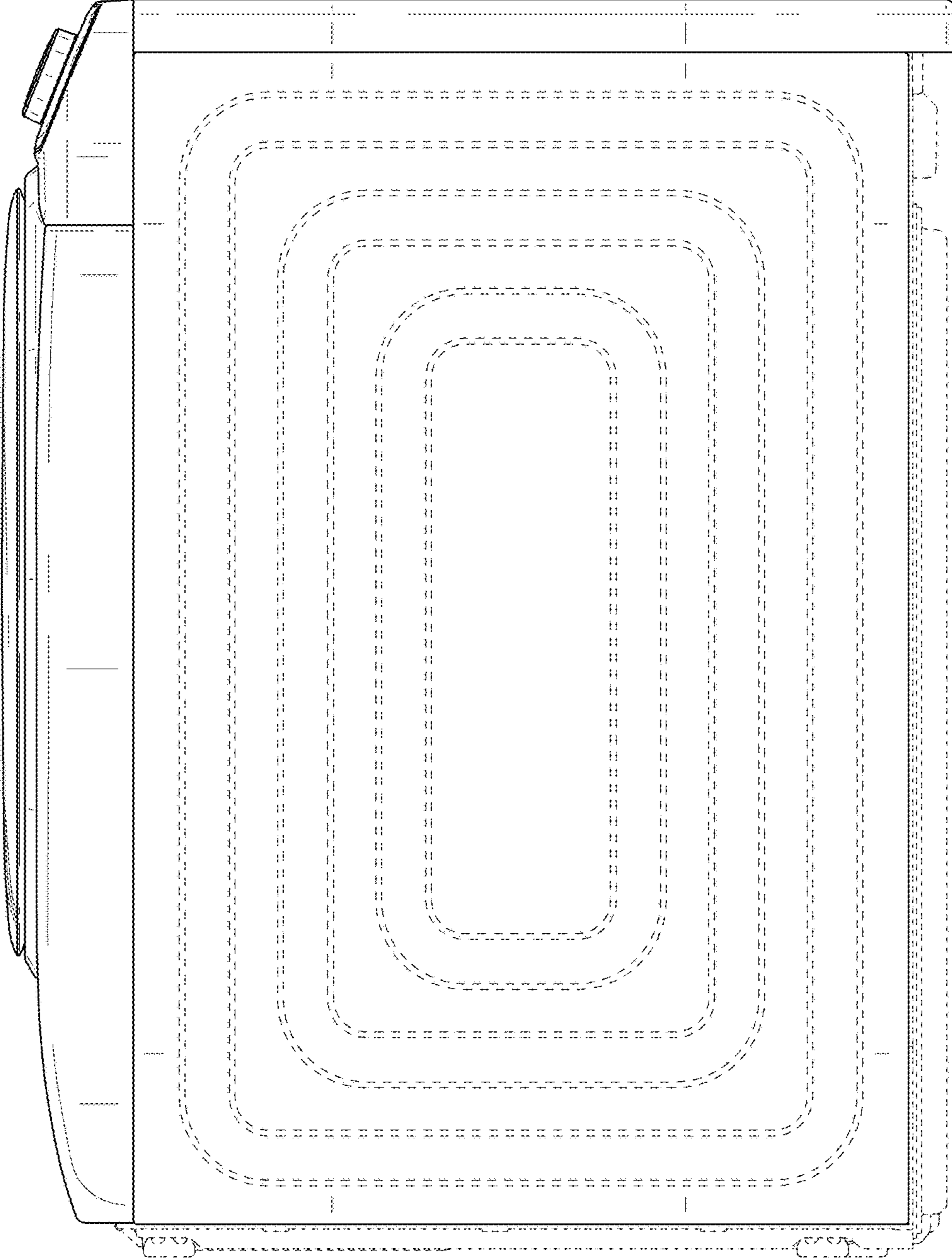


FIG. 6




FIG. 7

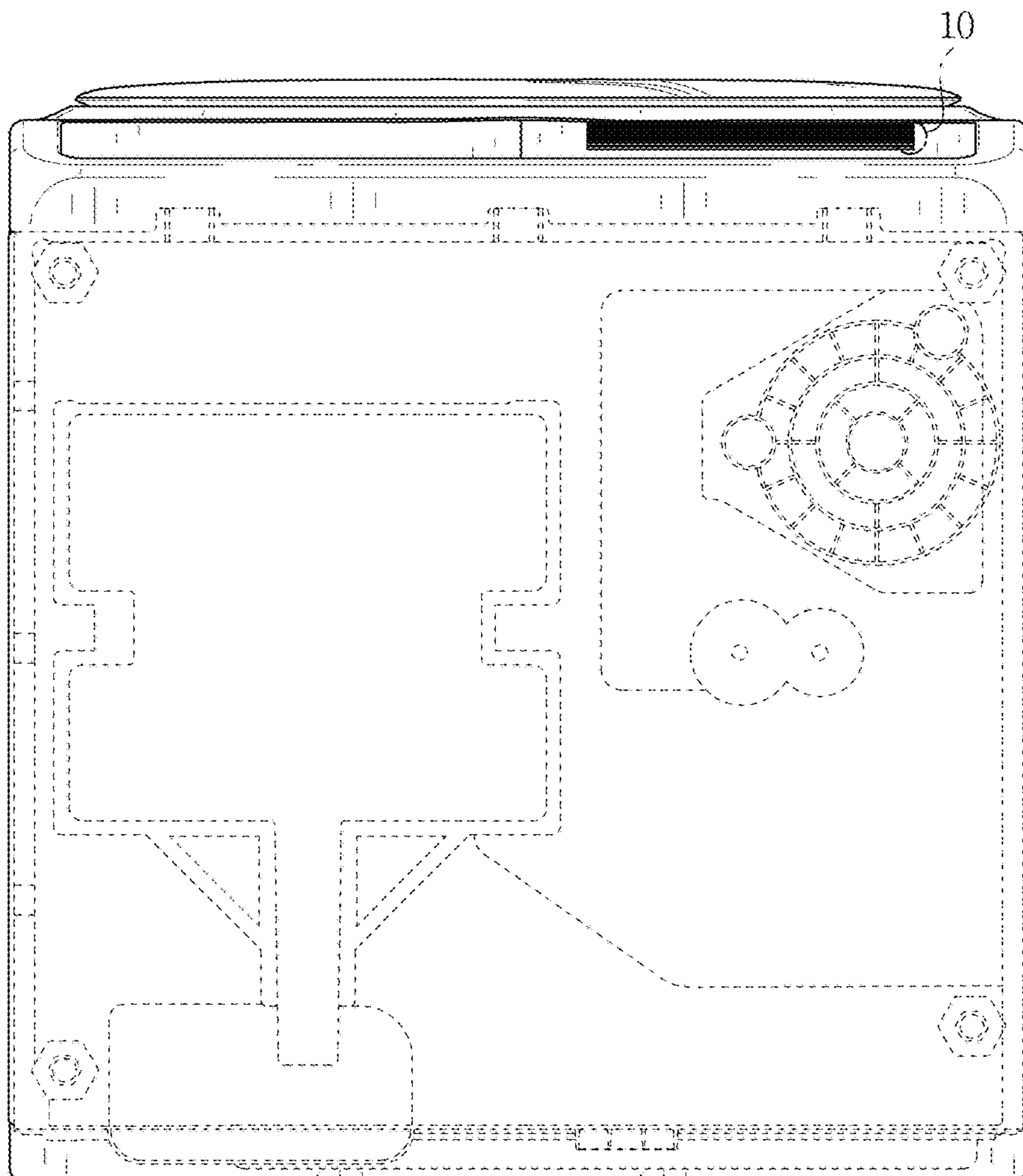


FIG. 8

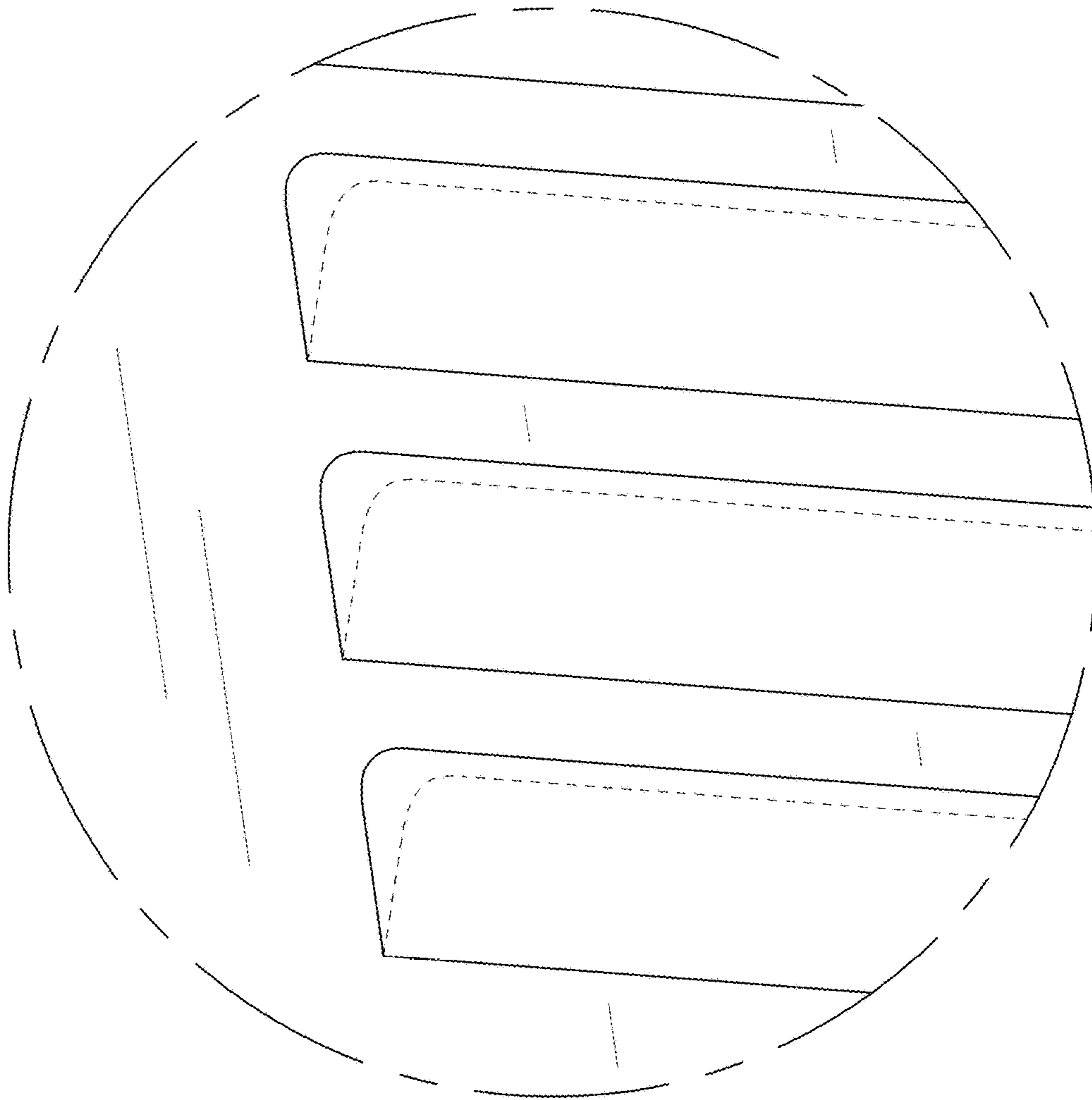


FIG. 9

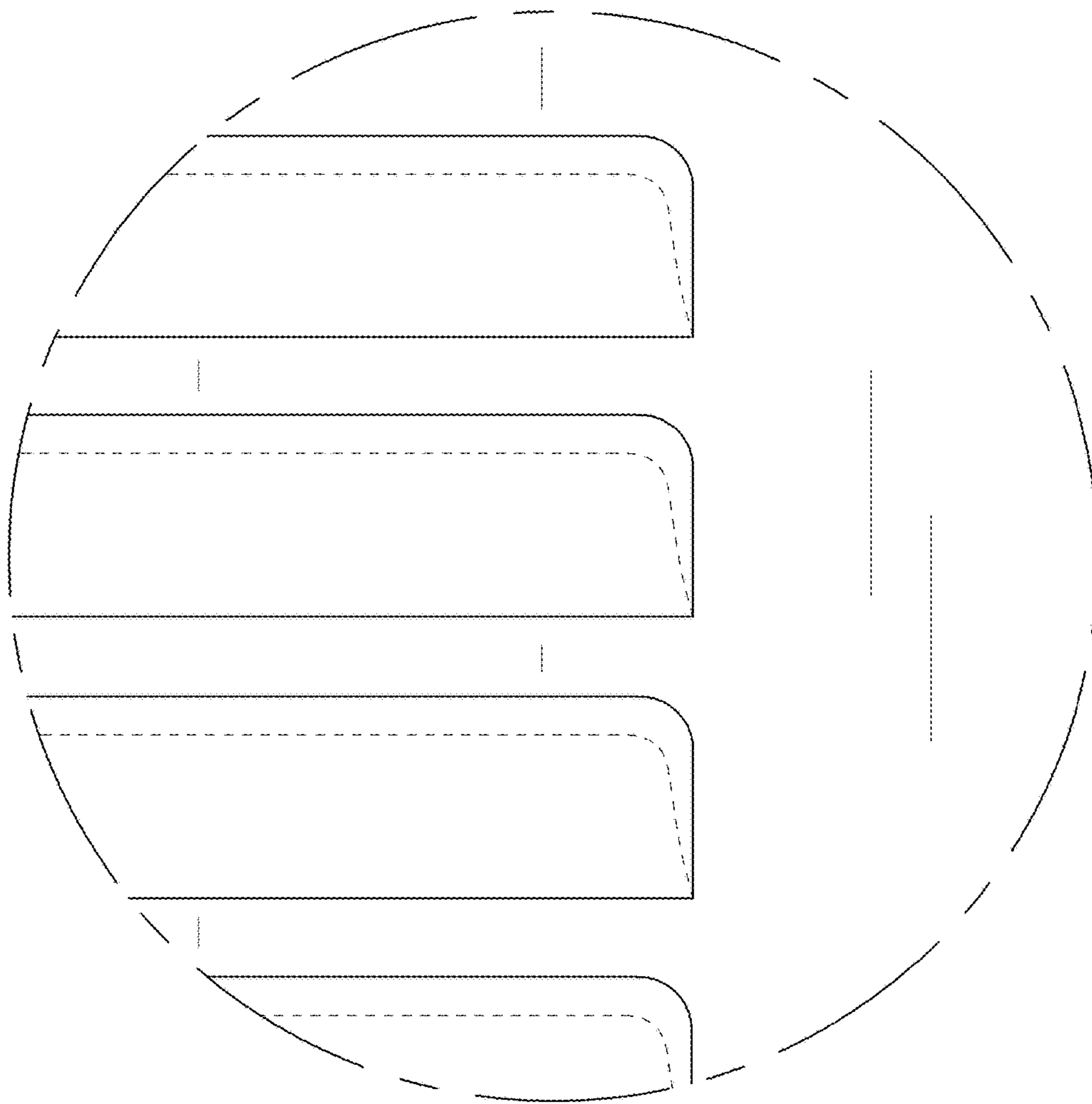


FIG. 10

