



US00D848658S

(12) **United States Design Patent**
Tan

(10) **Patent No.:** **US D848,658 S**

(45) **Date of Patent:** **** May 14, 2019**

(54) **SOLAR WALL LAMP WITH FOUR LIGHTED SIDES**

(71) Applicant: **Juanjuan Tan**, Dongan (CN)

(72) Inventor: **Juanjuan Tan**, Dongan (CN)

(**) Term: **15 Years**

(21) Appl. No.: **29/623,385**

(22) Filed: **Oct. 25, 2017**

(51) **LOC (11) Cl.** **26-03**

(52) **U.S. Cl.**
USPC **D26/85**

(58) **Field of Classification Search**
USPC D26/72, 85, 89, 120; D10/106.6, 106.8
CPC F21S 8/03; F21S 8/033; F21S 8/036; F21S
8/037; F21S 9/022; F21S 9/024; F21S
9/03; F21S 9/035; F21S 9/037; F21W
2131/107; G08B 13/193

See application file for complete search history.

(56) **References Cited**

U.S. PATENT DOCUMENTS

D236,647	S	*	9/1975	Stewart	D20/42
4,015,163	A	*	3/1977	Iacobelli	F21S 8/033
						312/204
D612,975	S	*	3/2010	Guercio	D26/85
D791,994	S	*	7/2017	Liu	D10/106.8
D796,975	S	*	9/2017	Jou	D10/106.6
9,752,739	B2	*	9/2017	Holscher	F21S 9/022
D808,569	S	*	1/2018	Ban	D26/85

D811,644	S	*	2/2018	Hou	D26/85
D816,259	S	*	4/2018	Liu	D26/85
D822,874	S	*	7/2018	Hu	D26/85
D829,359	S	*	9/2018	Zhang	D26/85
2017/0321877	A1	*	11/2017	Polidoro	F21S 8/033

OTHER PUBLICATIONS

Solar PIR Motion Sensor Wall Lamp. SKU: 6400007-DW at lightingever.com as early as Jul. 25, 2017 (Year: 2017).*

* cited by examiner

Primary Examiner — Clare E Heflin

(74) *Attorney, Agent, or Firm* — Wayne & Ken, LLC;
Tony Hom

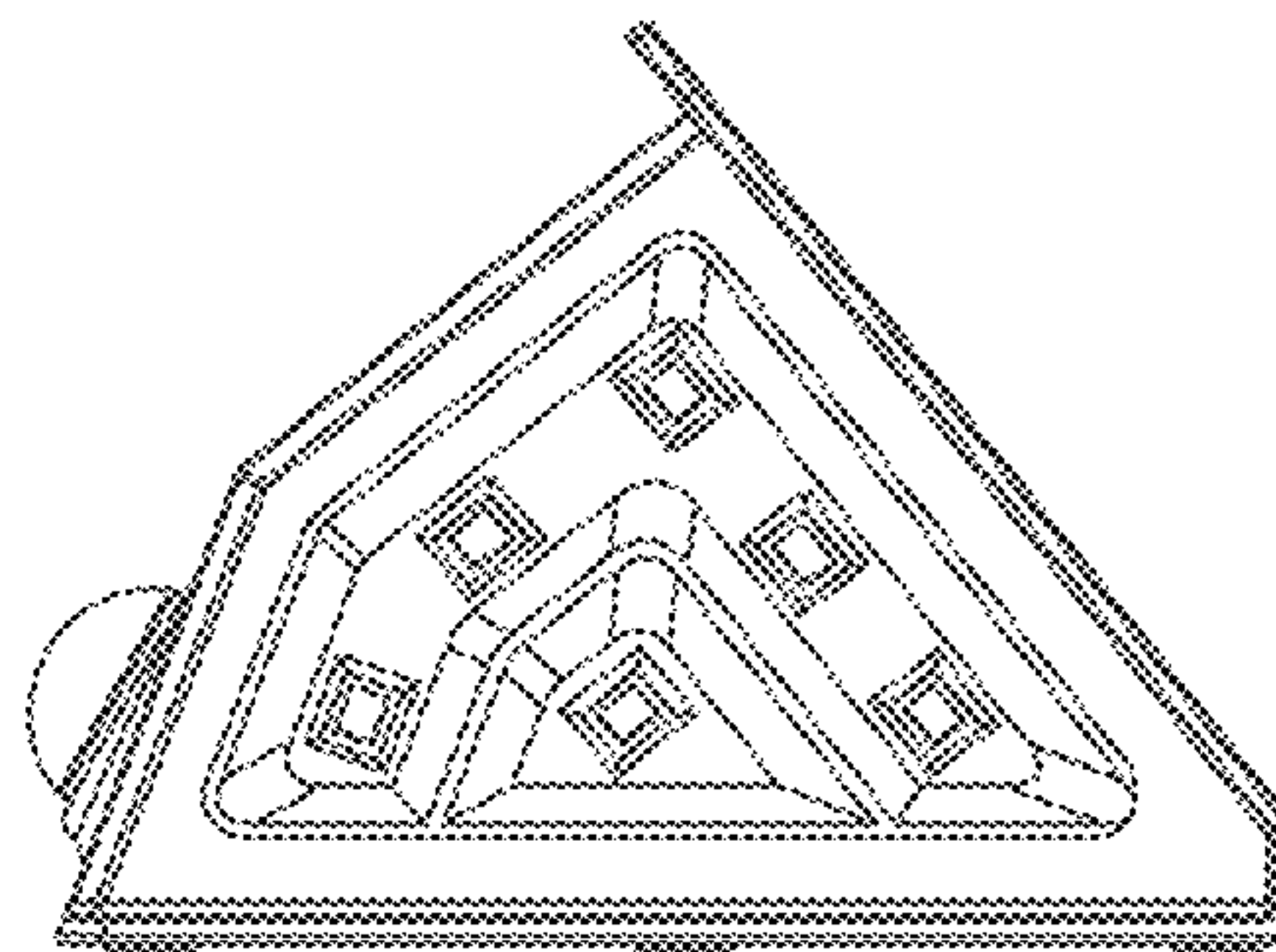

(57) **CLAIM**

The ornamental design for solar wall lamp with four lighted sides, as shown and described.

DESCRIPTION

FIG. 1 is a perspective view showing my design;
FIG. 2 is another perspective view showing my design;
FIG. 3 is a front view showing my design;
FIG. 4 is a back view showing my design;
FIG. 5 is a left side view showing my design;
FIG. 6 is a right side view showing my design;
FIG. 7 is a top plan view showing my design; and,
FIG. 8 is a bottom plan view showing my design.

1 Claim, 8 Drawing Sheets






FIG. 1

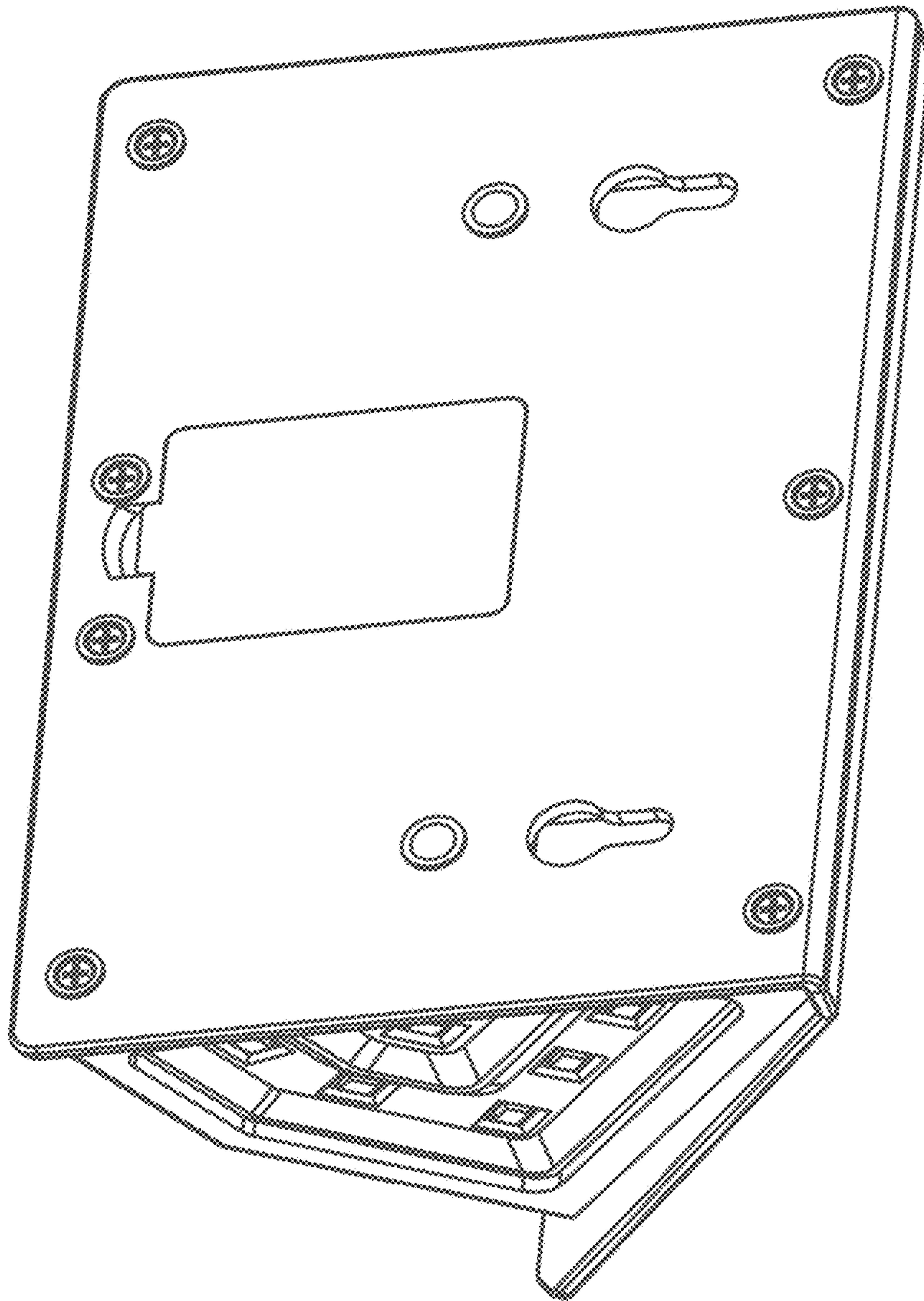


FIG. 2

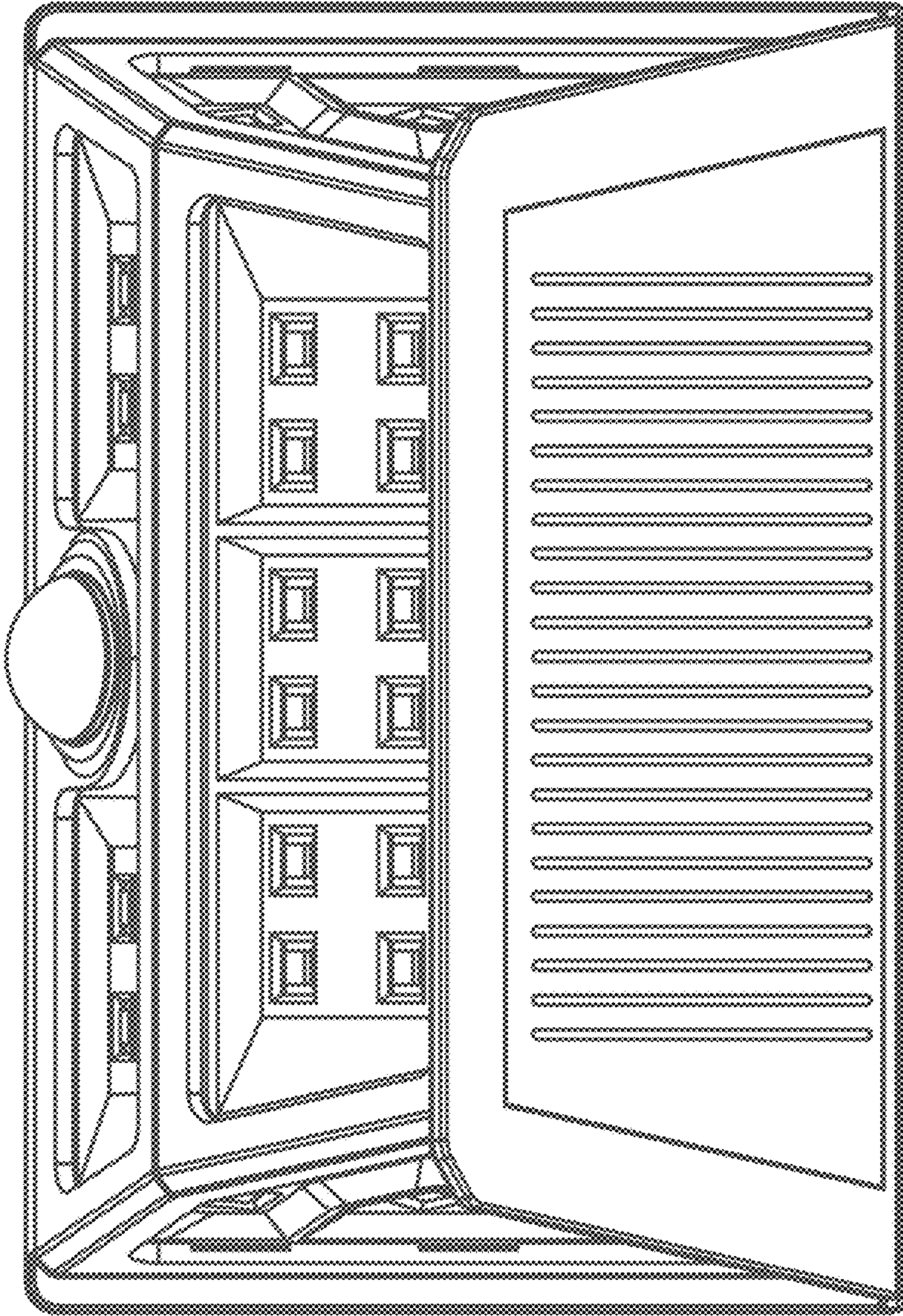


FIG. 3

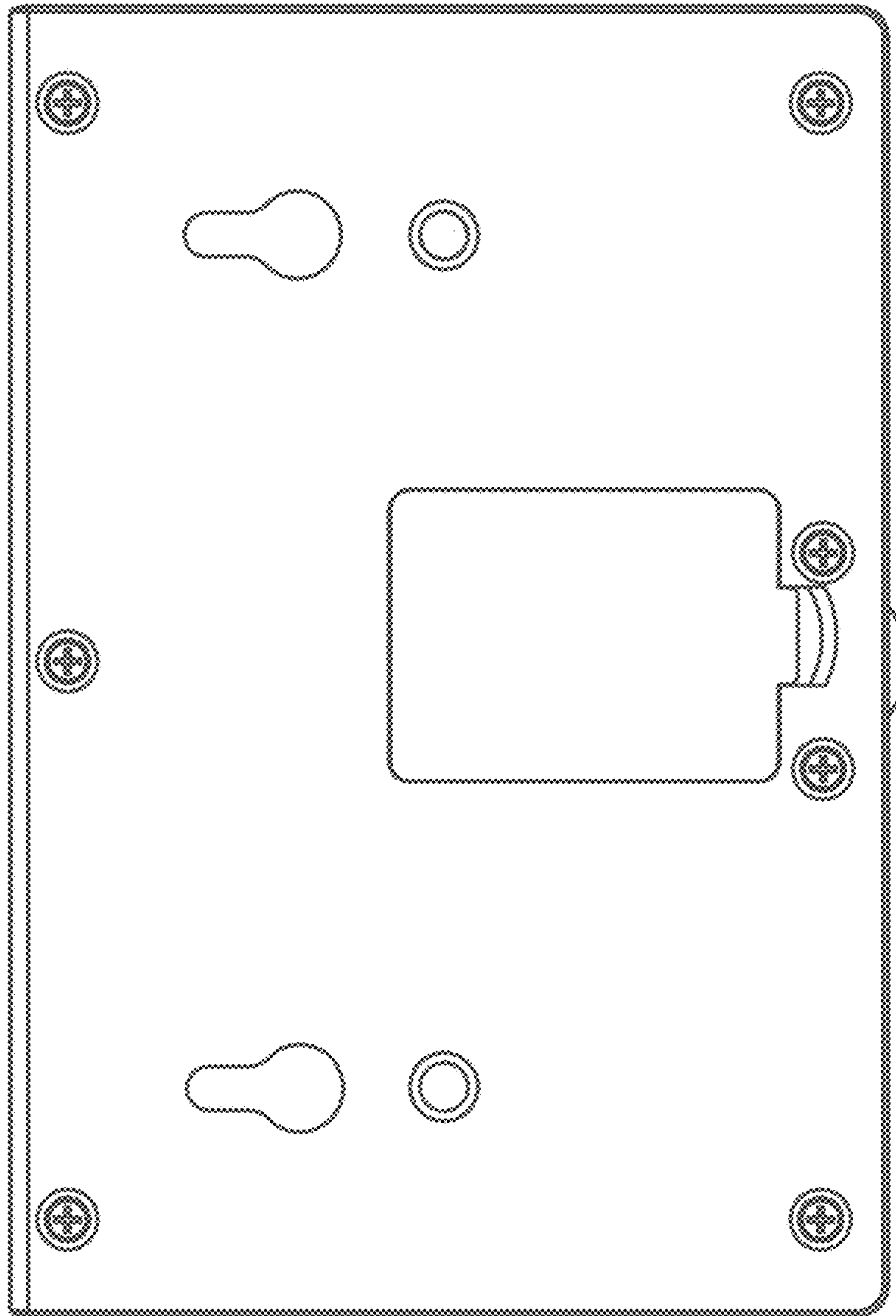


FIG. 4




FIG. 5




FIG. 6

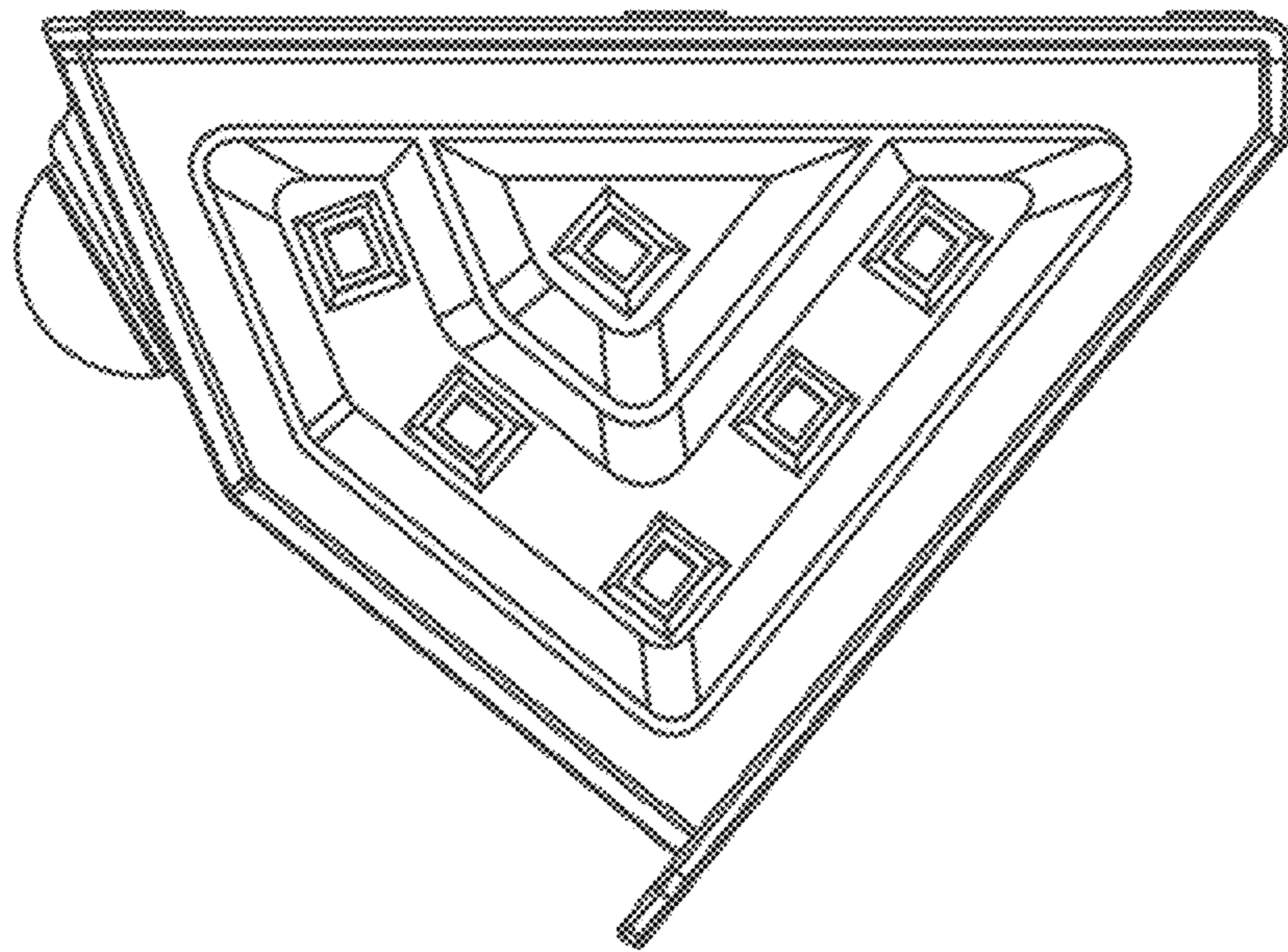


FIG. 7

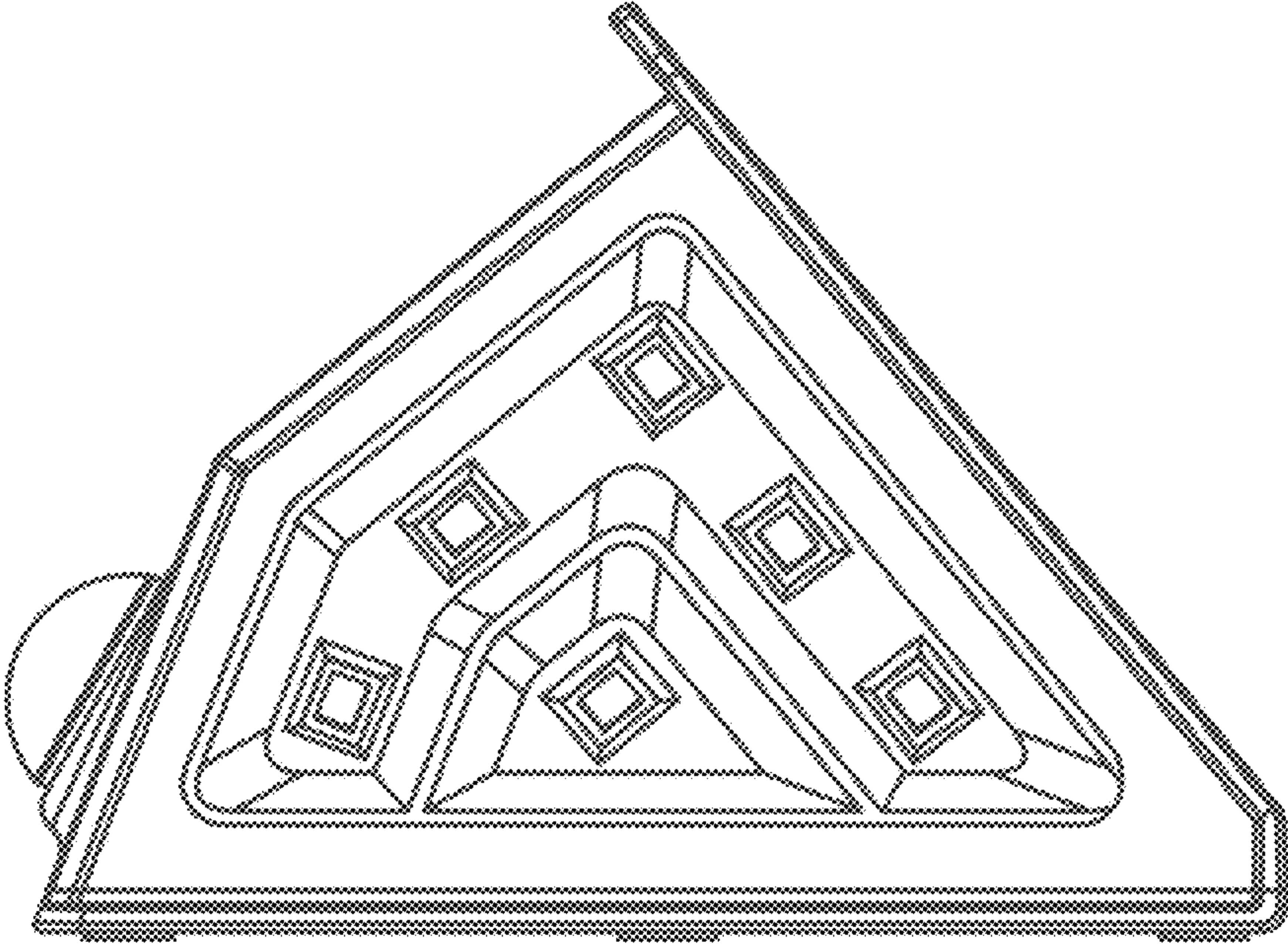


FIG. 8