



US00D848654S

(12) **United States Design Patent**
Zhu

(10) **Patent No.:** **US D848,654 S**

(45) **Date of Patent:** **** May 14, 2019**

(54) **FLOOR LIGHT**

(71) Applicant: **OPPLE LIGHTING CO., LTD.**,
Shanghai (CN)

(72) Inventor: **An Zhu**, Shanghai (CN)

(73) Assignee: **OPPLE LIGHTING CO., LTD.**,
Shanghai (CN)

(**) Term: **15 Years**

(21) Appl. No.: **29/614,529**

(22) Filed: **Aug. 21, 2017**

(51) **LOC (11) Cl.** **26-03**

(52) **U.S. Cl.**
USPC **D26/63**

(58) **Field of Classification Search**
USPC D26/1, 4, 24, 27, 51, 61, 63, 64, 65, 93,
D26/94, 104, 106
CPC .. A63H 13/00; F21S 6/00; F21S 6/002; F21S
10/00; F21V 3/00; F21V 3/0418; F21V
15/00; F21V 21/02; F21V 31/00; F21W
2121/00; F21W 2131/30
See application file for complete search history.

(56) **References Cited**

U.S. PATENT DOCUMENTS

D624,682 S * 9/2010 Ying D26/63
D625,870 S * 10/2010 Feigenbaum D26/63
D693,508 S * 11/2013 Fletcher D26/63
D695,435 S * 12/2013 Pedersen D26/63

D711,030 S * 8/2014 Zhan D26/65
D736,982 S * 8/2015 Yasuji Fletcher D26/63
D761,473 S * 7/2016 Zhang D26/63
D762,902 S * 8/2016 Ke D26/63
D797,339 S * 9/2017 Wang D26/63
D799,094 S * 10/2017 Li D26/63
D799,729 S * 10/2017 Zhong D26/63
D803,449 S * 11/2017 Xu D26/63

* cited by examiner

Primary Examiner — Brian N. Vinson

(74) *Attorney, Agent, or Firm* — Arch & Lake LLP

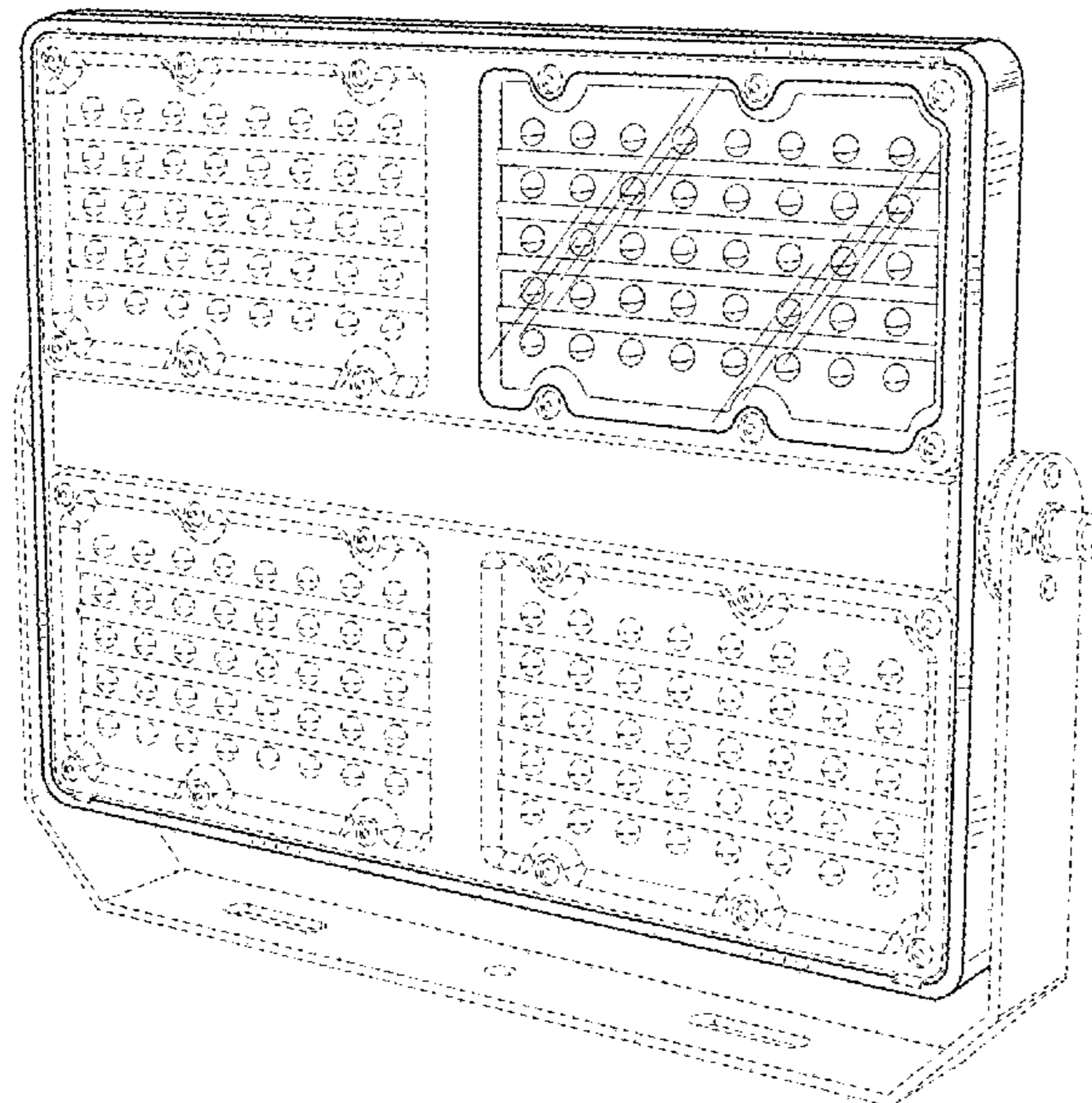
(57) **CLAIM**

The ornamental design for a floor light, as shown and described.

DESCRIPTION

FIG. 1 is a front perspective view of an ornamental design for a floor light;
FIG. 2 is front elevational view of the floor light of FIG. 1;
FIG. 3 is a rear elevational view of the floor light of FIG. 1;
FIG. 4 is a left side elevational view of the floor light of FIG. 1;
FIG. 5 is a right side elevational view of the floor light of FIG. 1;
FIG. 6 is a top plan view of the floor light of FIG. 1; and,
FIG. 7 is a bottom plan view of the floor light of FIG. 1.
The dash-dash-dash broken lines are included for the purpose of illustrating portions that form no part of the claimed design.

1 Claim, 4 Drawing Sheets



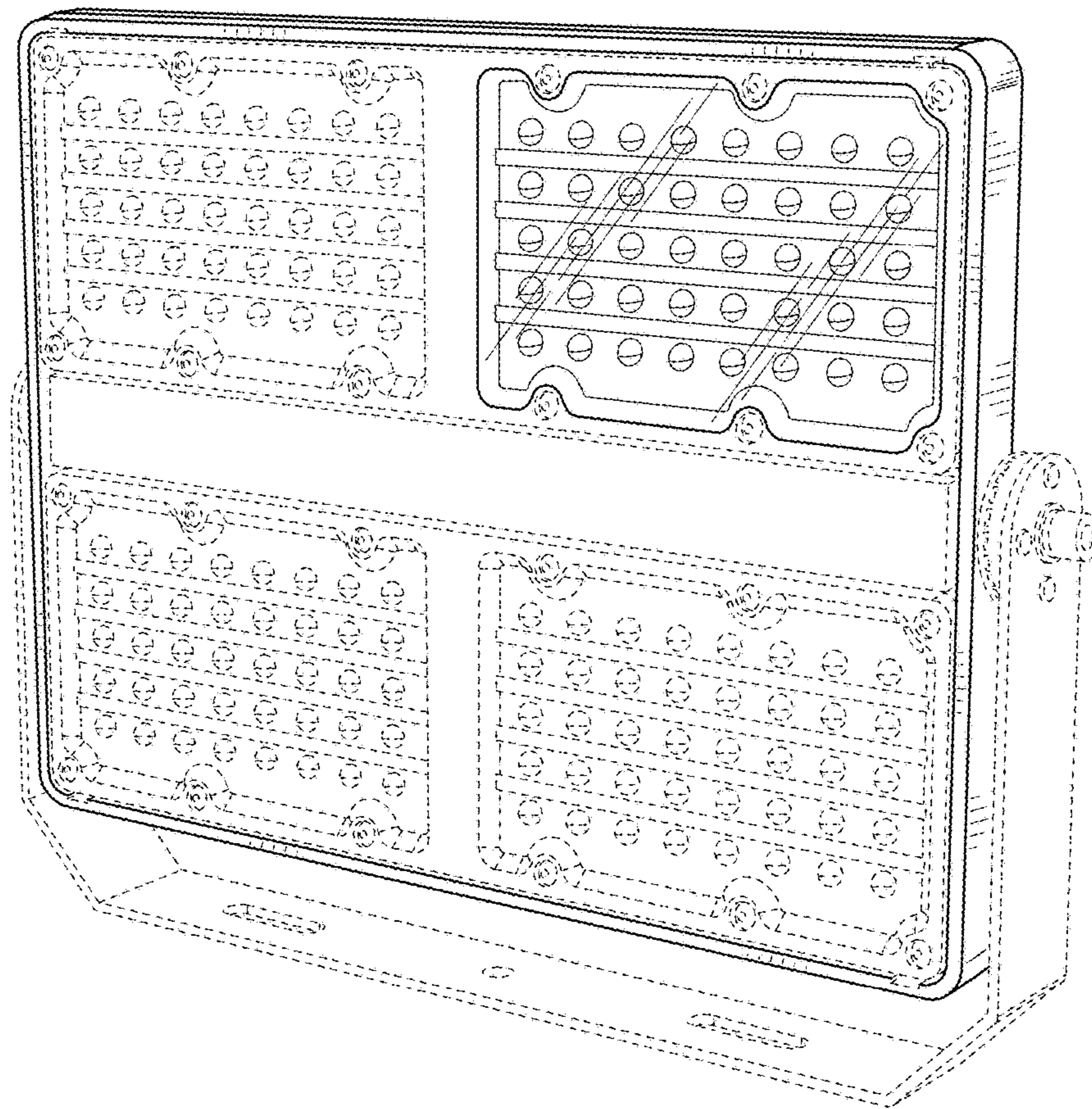


FIG. 1




FIG. 2

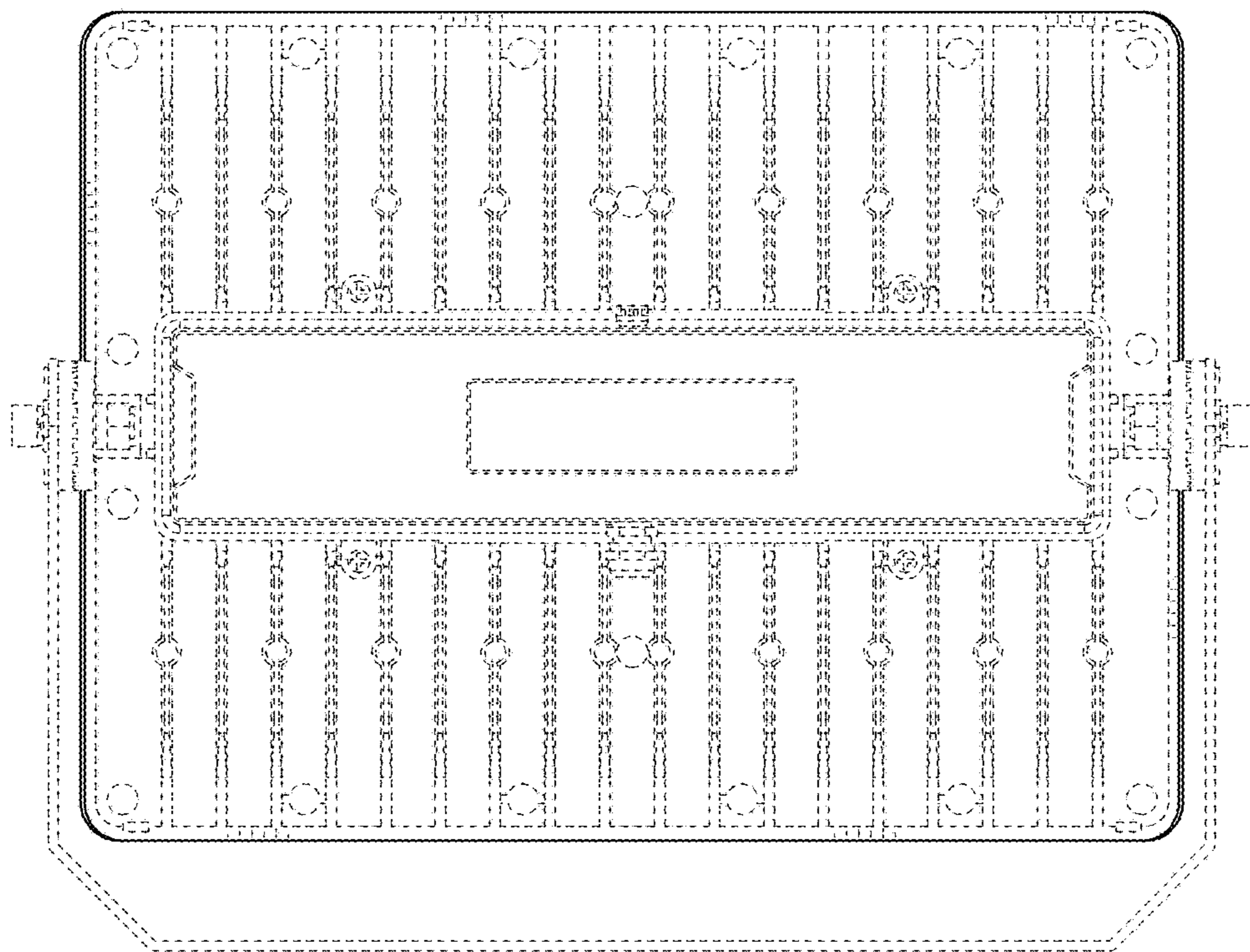


FIG. 3

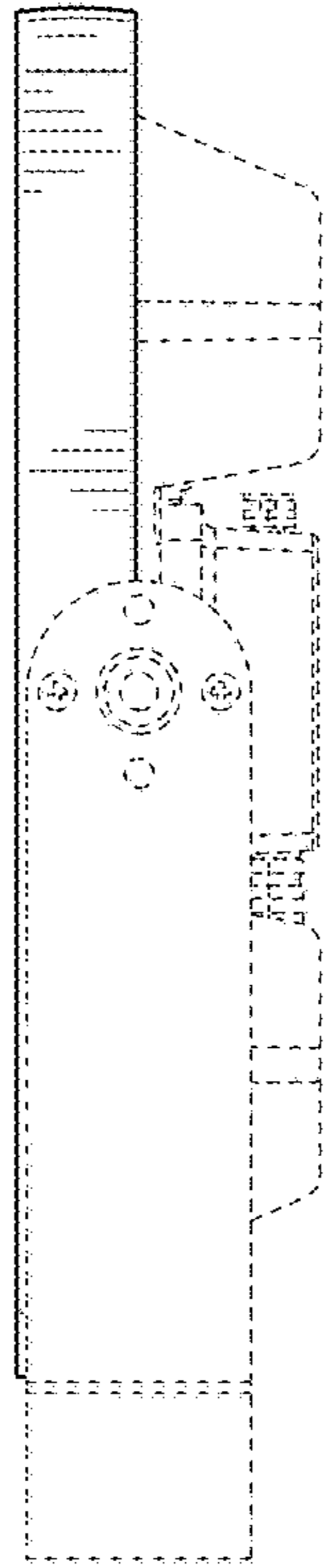


FIG. 4

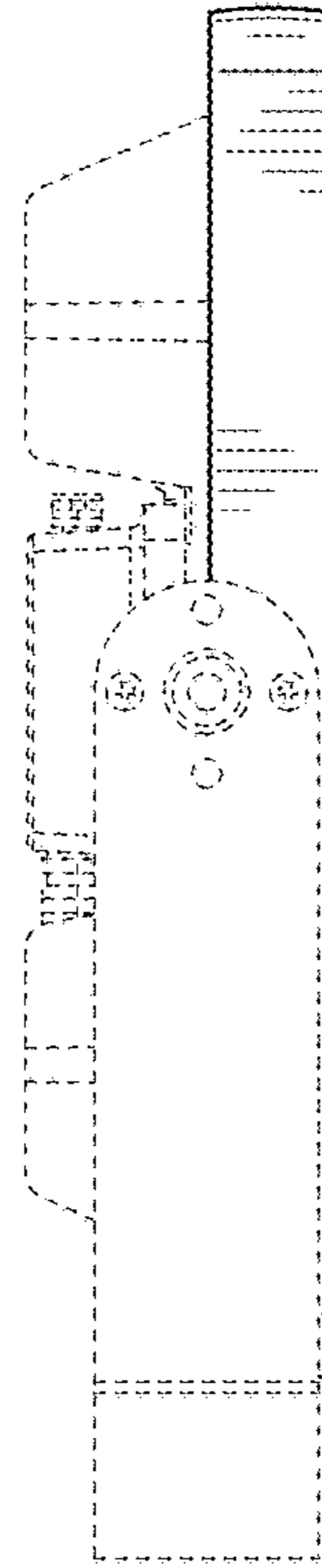


FIG. 5

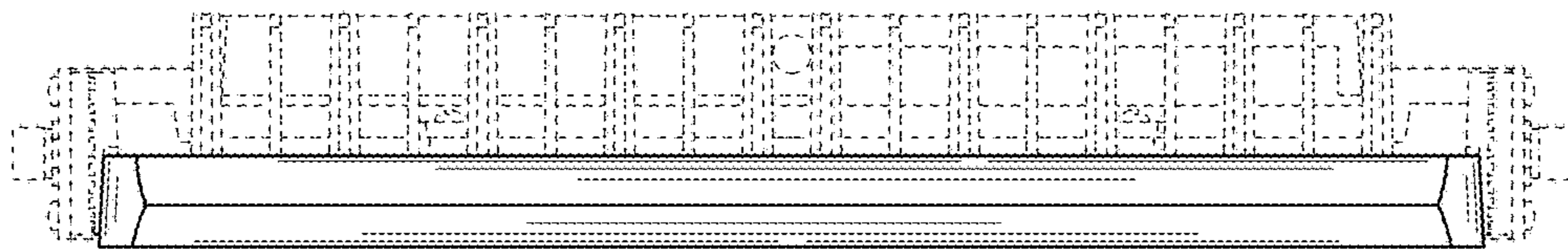


FIG. 6

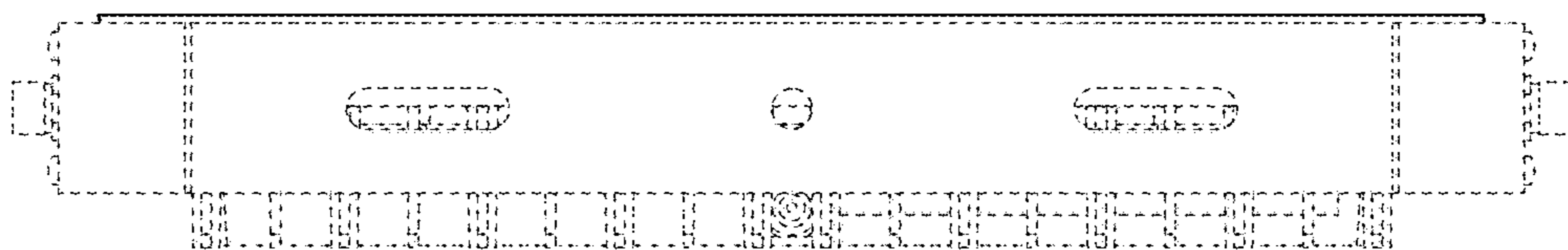


FIG. 7