



US00D848634S

(12) **United States Design Patent** (10) **Patent No.:** **US D848,634 S**  
**Fuhner et al.** (45) **Date of Patent:** **\*\* May 14, 2019**

- (54) **ADULT TOY**
- (71) Applicant: **EIS GmbH**, Bielefeld (DE)
- (72) Inventors: **Lisa Fuhner**, Hamburg (DE); **Paul Fally**, Hamburg (DE); **Johanna Konigsberger**, Hamburg (DE); **Won-Gyung Lee**, Hamburg (DE)
- (73) Assignee: **EIS GmbH**, Bielefeld (DE)
- (\*\*) Term: **15 Years**
- (21) Appl. No.: **29/666,658**
- (22) Filed: **Oct. 15, 2018**

D666,303 S	8/2012	Ding et al.	
D677,394 S	3/2013	Grust et al.	
D681,221 S *	4/2013	Chen .....	D24/215
D681,224 S *	4/2013	Chen .....	D24/215
D685,492 S *	7/2013	Chen .....	D24/215
D688,381 S	8/2013	Marshall	
D693,932 S	11/2013	Nichols	
D693,933 S	11/2013	Tai	
D700,347 S	2/2014	Sedic	
D714,953 S *	10/2014	Marshall .....	D24/215
D732,183 S *	6/2015	Imboden .....	D24/215
D732,683 S	6/2015	Zhang	
D742,535 S	11/2015	Wu	
9,474,681 B2	10/2016	Sedic	
D795,445 S	8/2017	Marshall	
D829,922 S *	10/2018	Sedic .....	D24/215
2008/0009775 A1 *	1/2008	Murison .....	A61H 19/34 601/46
2013/0331745 A1 *	12/2013	Sedic .....	A61H 19/34 601/46
2014/0228629 A1 *	8/2014	Baetica .....	A61H 19/34 600/38

**Related U.S. Application Data**

- (62) Division of application No. 35/502,428, filed on Jan. 26, 2017 (U.S. filing date under 35 U.S.C. 384), and having an international filing date of Oct. 10, 2016, now Pat. No. Des. 836,792.
- (51) **LOC (11) Cl.** ..... **28-03**
- (52) **U.S. Cl.**  
USPC ..... **D24/215**
- (58) **Field of Classification Search**  
USPC ..... D24/214, 215, 133; D28/9  
CPC ..... A61H 19/30; A61H 19/44; A61H 19/34  
See application file for complete search history.

\* cited by examiner

*Primary Examiner* — George D. Kirschbaum  
(74) *Attorney, Agent, or Firm* — Hollingsworth Davis, LLC

(57) **CLAIM**

We claim the ornamental design for adult toy, as shown and described.


**DESCRIPTION**

FIG. 1 is a rear elevation view;  
FIG. 2 is a right side view;  
FIG. 3 is a rear perspective view;  
FIG. 4 is a front perspective view; and,  
FIG. 5 is a top elevation view showing our new design.

**1 Claim, 5 Drawing Sheets**

(56) **References Cited**  
U.S. PATENT DOCUMENTS

D425,241 S	5/2000	Nishizawa et al.	
D568,473 S	5/2008	Ashiwa et al.	
D605,779 S *	12/2009	Murison .....	D24/215
D665,094 S *	8/2012	Sedic .....	D24/215






FIG. 1

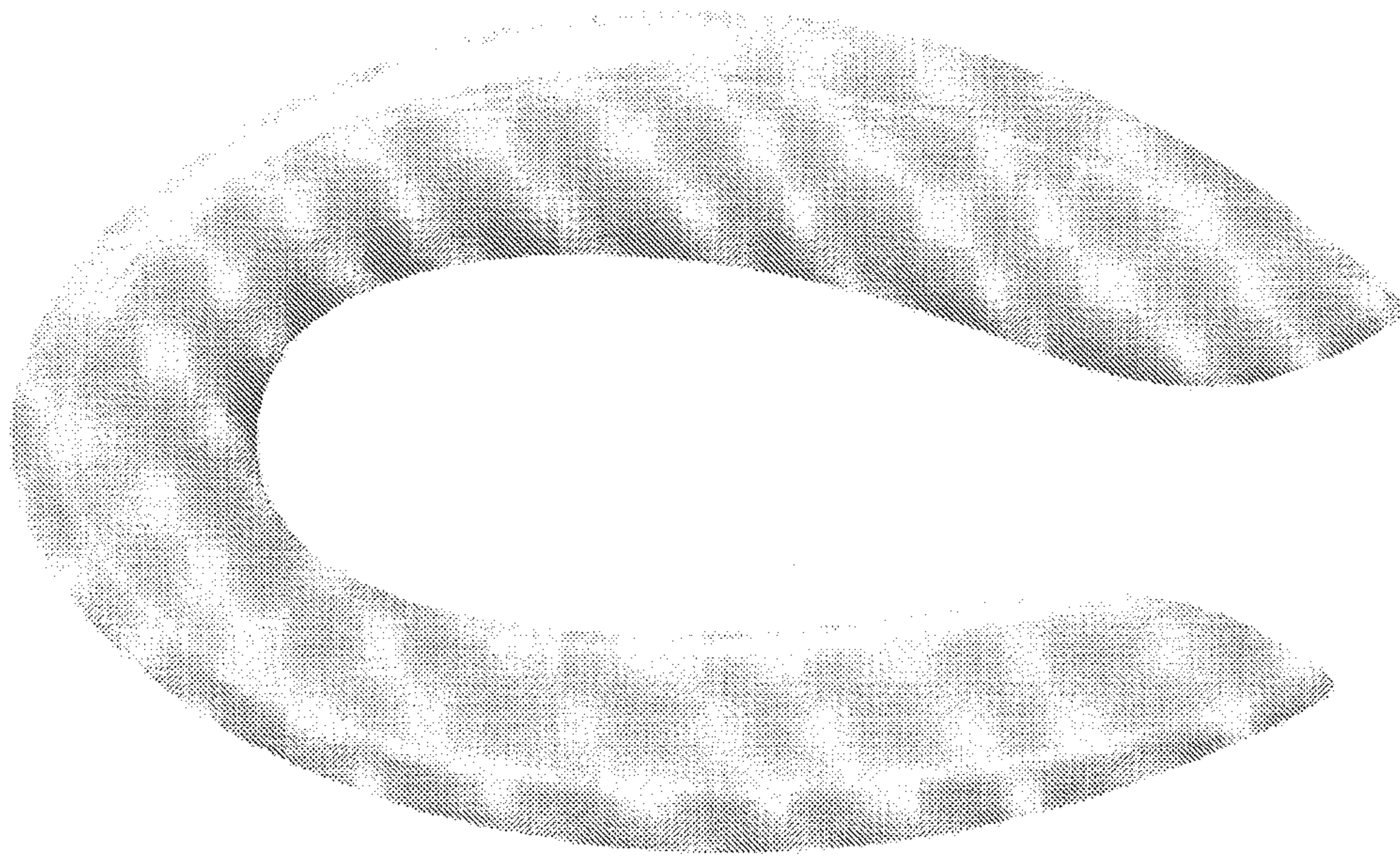


FIG. 2




FIG. 3




FIG. 4




FIG. 5