

US00D848632S

(12) **United States Design Patent** (10) **Patent No.:** **US D848,632 S**
Fuhner et al. (45) **Date of Patent:** **** May 14, 2019**

(54) **ADULT TOY**
(71) Applicant: **EIS GmbH**, Bielefeld (DE)
(72) Inventors: **Lisa Fuhner**, Hamburg (DE); **Paul Fally**, Hamburg (DE); **Johanna Konigsberger**, Hamburg (DE); **Won-Gyung Lee**, Hamburg (DE)
(73) Assignee: **EIS GmbH**, Bielefeld (DE)
(**) Term: **15 Years**
(21) Appl. No.: **29/666,038**
(22) Filed: **Oct. 9, 2018**

D688,381 S 8/2013 Marshall
D693,932 S 11/2013 Nichols
D693,933 S 11/2013 Tai
D700,347 S 2/2014 Sedic
D732,683 S 6/2015 Zhang
D742,535 S 11/2015 Wu
9,474,681 B2 10/2016 Sedic
D794,784 S * 8/2017 Bradley D24/133
D795,423 S * 8/2017 Chen D24/133
D795,445 S 8/2017 Marshall
9,950,147 B2 * 4/2018 Mehta A61M 35/003
D819,221 S * 5/2018 Lei D24/200
D822,843 S * 7/2018 Lenke D24/215
D825,073 S * 8/2018 Lenke D24/215
D835,796 S * 12/2018 Sedic D24/215
2014/0221737 A1 * 8/2014 Liu A61H 19/44
600/38
2016/0213557 A1 * 7/2016 Lenke A61H 19/30

Related U.S. Application Data

(62) Division of application No. 35/502,428, filed on Jan. 26, 2017 (U.S. filing date under 35 U.S.C. 384), and having an international filing date of Oct. 10, 2016, now Pat. No. Des. 836,792.
(51) **LOC (11) Cl.** **28-03**
(52) **U.S. Cl.**
USPC **D24/215**
(58) **Field of Classification Search**
USPC D24/214, 215, 133; D28/9
CPC A61H 19/30; A61H 19/44; A61M 35/003
See application file for complete search history.

FOREIGN PATENT DOCUMENTS

EM 002760181-0003 * 8/2015
EM 003351543-0002 * 8/2016
EM 003462936-0001 * 11/2016
EM 004005510-0002 * 5/2017

(Continued)

Primary Examiner — George D. Kirschbaum
(74) *Attorney, Agent, or Firm* — Hollingsworth Davis, LLC

(57) **CLAIM**

We claim the ornamental design for adult toy, as shown and described.

(56) **References Cited**


U.S. PATENT DOCUMENTS

D425,241 S 5/2000 Nishizawa et al.
D568,473 S 5/2008 Ashiwa et al.
D589,650 S * 3/2009 Adriaenssen D24/133
D609,817 S * 2/2010 Piller D24/215
D649,657 S * 11/2011 Petersen D24/215
D666,303 S * 8/2012 Ding D24/215
D677,394 S 3/2013 Grust et al.

DESCRIPTION

FIG. 1 is a front elevation view;
FIG. 2 is a front perspective view;
FIG. 3 is a rear perspective view;
FIG. 4 is a rear elevation view; and,
FIG. 5 is a left side view showing our new design.

1 Claim, 5 Drawing Sheets



(56)

References Cited

FOREIGN PATENT DOCUMENTS

EM	004494060-0004	*	11/2017
EM	004716678-0001	*	2/2018
EM	004716678-0002	*	2/2018
EM	004716678-0003	*	2/2018
EM	004716678-0004	*	2/2018
EM	004716678-0005	*	2/2018
EM	004716678-0006	*	2/2018
EM	D102470-001	*	8/2018
EM	D102470-003	*	8/2018
EM	D102470-004	*	8/2018
EM	005816147-0001	*	11/2018
EM	005816147-0002	*	11/2018
EM	005816147-0003	*	11/2018

* cited by examiner




FIG. 1




FIG. 2




FIG. 3




FIG. 4




FIG. 5