



US00D848631S

(12) **United States Design Patent** (10) **Patent No.:** **US D848,631 S**
Reay (45) **Date of Patent:** **** May 14, 2019**

(54) **BALL MASSAGER WITH CUP**

D403,076 S * 12/1998 York D24/214
6,093,159 A * 7/2000 Racoosin A61H 15/0092

(71) Applicant: **Andrew Edwin Graham Reay,**
Frankston (AU)

D442,019 S * 5/2001 Wyche D7/354

(Continued)

(72) Inventor: **Andrew Edwin Graham Reay,**
Frankston (AU)

Primary Examiner — Sandra S Snapp
(74) *Attorney, Agent, or Firm* — Craft Chu PLLC;
Andrew W. Chu

(**) Term: **15 Years**

(57) **CLAIM**

(21) Appl. No.: **29/625,701**

The ornamental design for a ball massager with cup, as shown and described.

(22) Filed: **Nov. 12, 2017**

DESCRIPTION

(51) **LOC (11) Cl.** **28-03**

(52) **U.S. Cl.**

USPC **D24/211**

(58) **Field of Classification Search**

USPC D24/200, 211, 212, 213, 214, 215;
601/19, 22, 40, 46, 52, 63, 99, 110–113,
601/118–120, 125, DIG. 12, DIG. 14,
601/DIG. 15, DIG. 16, DIG. 17;
D21/713; D7/503, 523, 584
CPC A61H 1/00; A61H 2015/0007; A61H
2015/0014; A61H 2015/0042; A61H
15/00; A61H 11/00; A61H 21/00; A61H
37/00

See application file for complete search history.

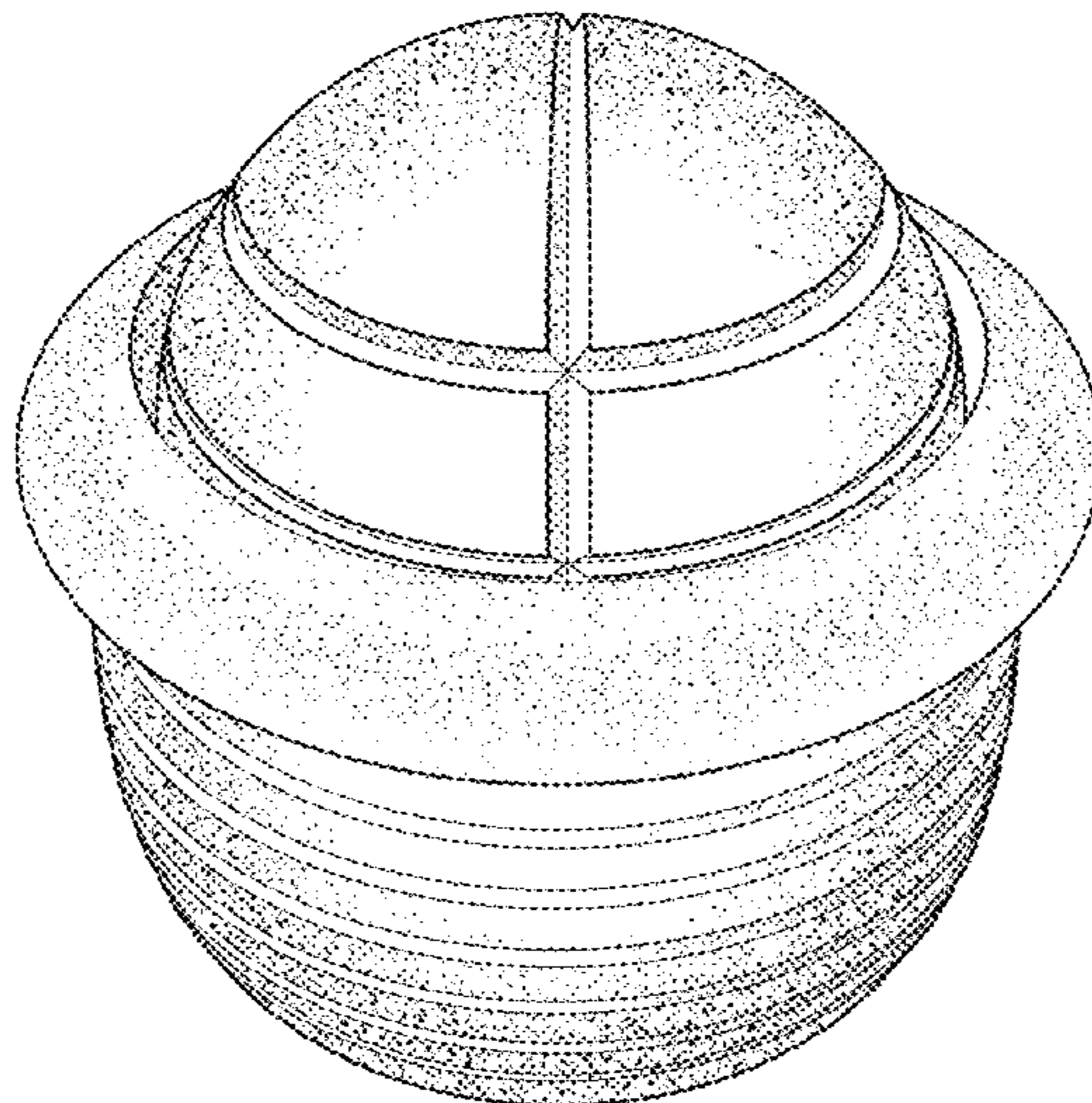
FIG. 1 is an upper perspective view of the ball massager with cup showing my design in an assembled configuration with the ball component partially housed in the cup component; FIG. 2 is an upper perspective view of the ball component thereof, showing the ball component outside of the cup component and the cup component removed for ease of illustration of the ball component; FIG. 3 is an upper perspective view of the cup component thereof, showing the ball component outside of the cup component and the ball component removed for ease of illustration of the cup component; FIG. 4 is a top plan view of the ball component only; FIG. 5 is a front elevation view of the ball component only, the back elevation view being identical thereto; FIG. 6 is a side elevation view of the ball component only, the opposite side elevation view being identical thereto; FIG. 7 is a bottom plan view of the ball component only; FIG. 8 is a top plan view of the cup component only; FIG. 9 is a front elevation view of the cup component only, the back elevation view being identical thereto; FIG. 10 is a side elevation view of the cup component only, the opposite side elevation view being identical thereto; and, FIG. 11 is a bottom plan view of the cup component only. The surface contours are shown by stipling on the surfaces.

(56) **References Cited**

U.S. PATENT DOCUMENTS

D52,706 S * 11/1918 Robertson D21/708
D52,712 S * 11/1918 Turner D21/709
2,765,832 A * 10/1956 Tupper A47J 43/0727
220/659
3,222,065 A * 12/1965 Dwork B29D 22/04
428/11
D340,489 S * 10/1993 Evangelista D21/713
D378,539 S * 3/1997 Scott D24/211

1 Claim, 4 Drawing Sheets



(56)

References Cited

U.S. PATENT DOCUMENTS

6,309,331 B1 * 10/2001 Raymond A61H 15/00
 482/132
 D453,094 S * 1/2002 Maggard D7/584
 D454,644 S * 3/2002 York D24/214
 D469,880 S * 2/2003 York D24/214
 D502,264 S * 2/2005 Timmer D24/211
 D507,057 S * 7/2005 Timmer D24/211
 D524,605 S * 7/2006 Czebiniak D7/565
 D535,752 S * 1/2007 Smith D24/214
 D536,277 S * 2/2007 Cabeza D11/152
 7,244,237 B2 * 7/2007 Smith A61H 15/02
 601/15
 D568,113 S * 5/2008 Wasserman D7/586
 7,621,858 B2 * 11/2009 Sheron A63B 21/0618
 482/129
 D617,467 S * 6/2010 Dworzan D24/211
 D627,020 S * 11/2010 Martin D21/713
 D651,865 S * 1/2012 Smyers D7/584
 D663,368 S * 7/2012 Denner D21/713
 D691,279 S * 10/2013 Hane-Karr D24/211
 D725,790 S 3/2015 Givord

D726,028 S * 4/2015 Thompson D28/7
 D738,520 S 9/2015 Lv
 D738,521 S 9/2015 Matsuura
 D740,432 S 10/2015 Wu
 D746,640 S * 1/2016 Myoung D7/527
 D762,309 S * 7/2016 Cohen D24/211
 D765,873 S * 9/2016 Hetzel D24/214
 D789,548 S * 6/2017 Cheng D24/211
 D806,889 S * 1/2018 Holland D24/211
 D807,119 S * 1/2018 Bell A47G 19/2205
 D7/532
 D832,946 S * 11/2018 Lernihan D21/713
 2006/0161080 A1 * 7/2006 Chen A61H 7/003
 601/131
 2010/0087763 A1 * 4/2010 Hane-Karr A61H 7/007
 601/137
 2014/0336021 A1 * 11/2014 Jones A63B 22/0046
 482/132
 2015/0011330 A1 * 1/2015 Ishii A63B 37/0051
 473/371
 2015/0223970 A1 * 8/2015 Holland A61F 7/10
 601/19

* cited by examiner

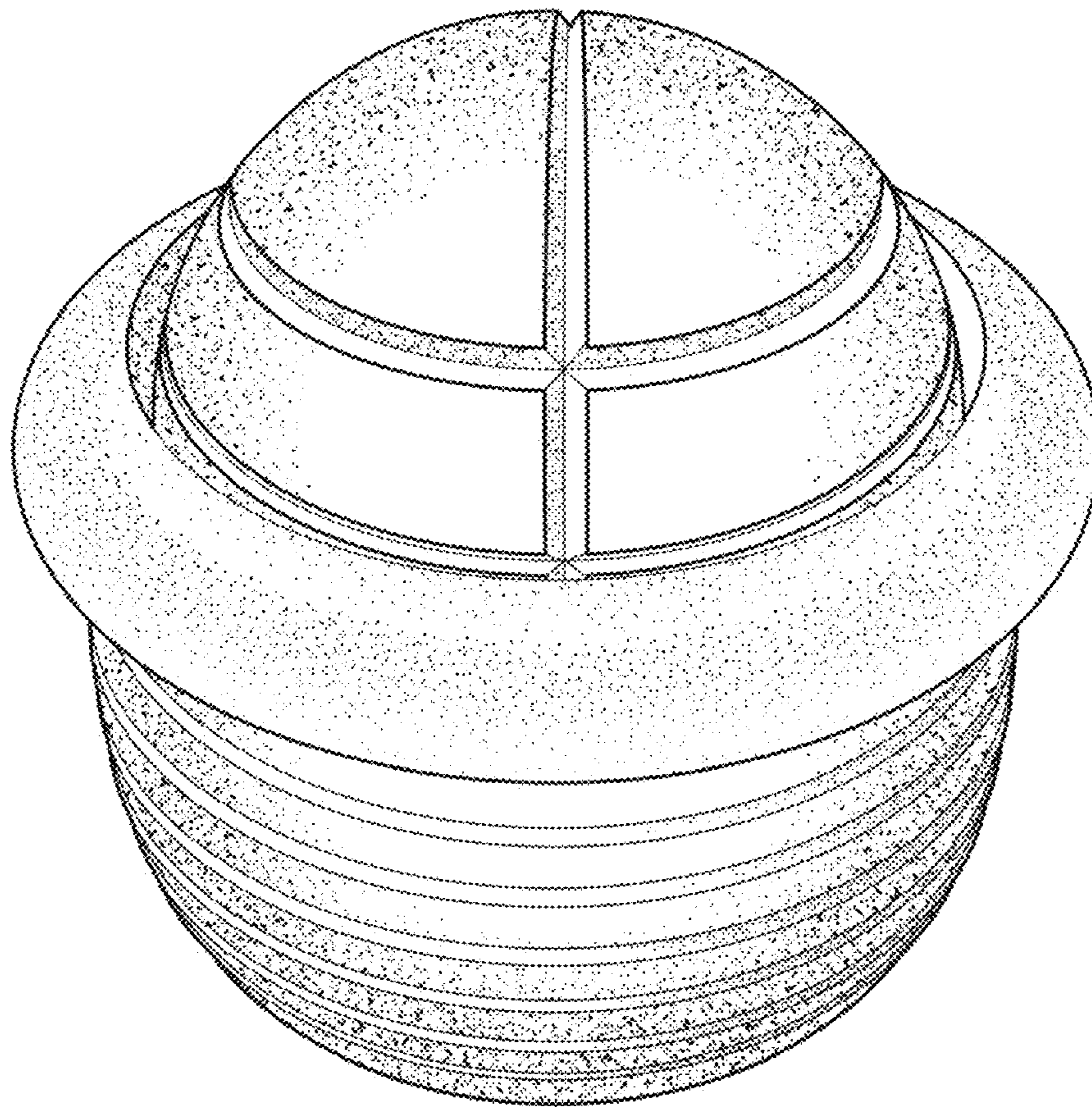


Fig. 1

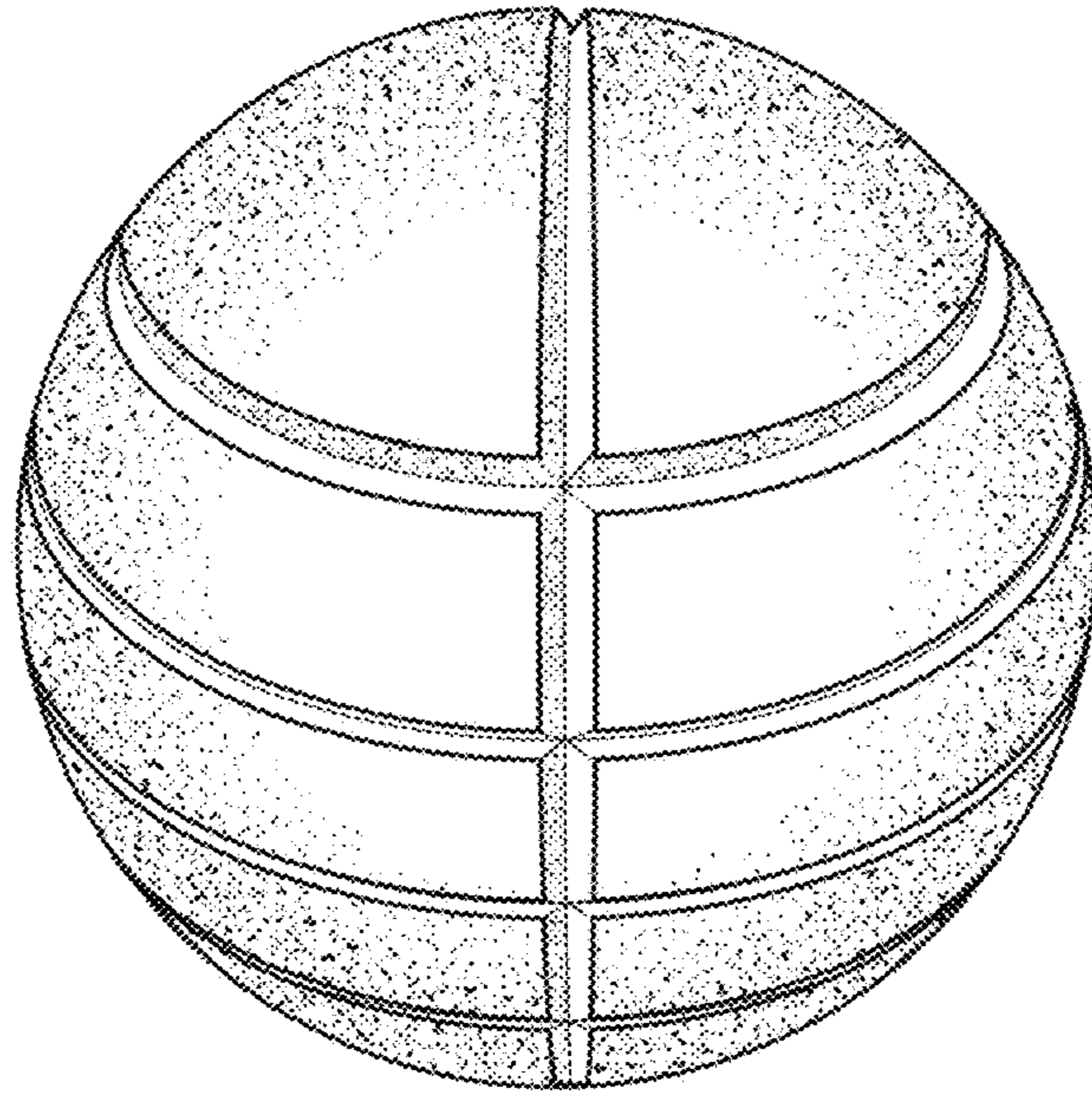


Fig. 2

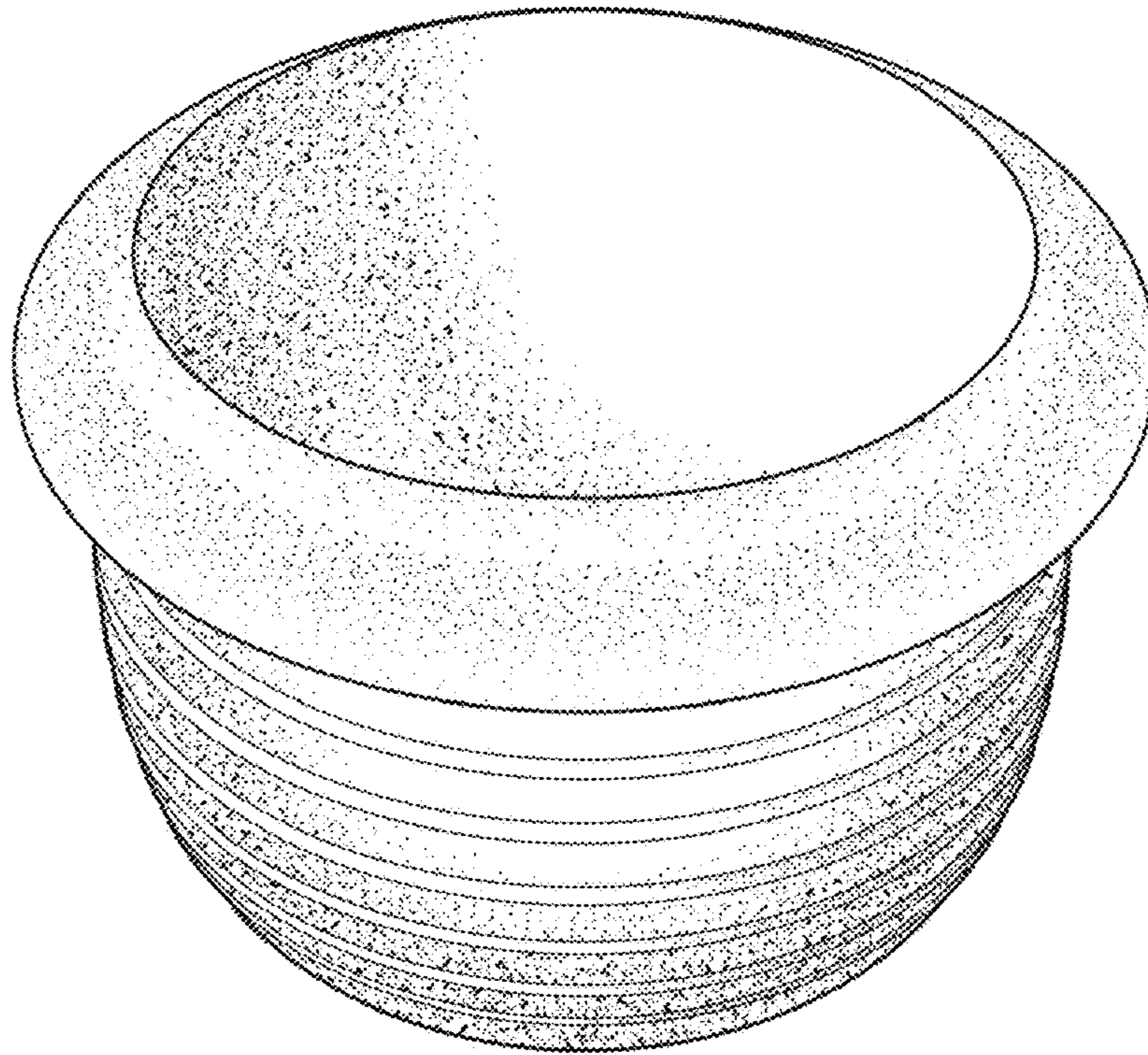


Fig. 3

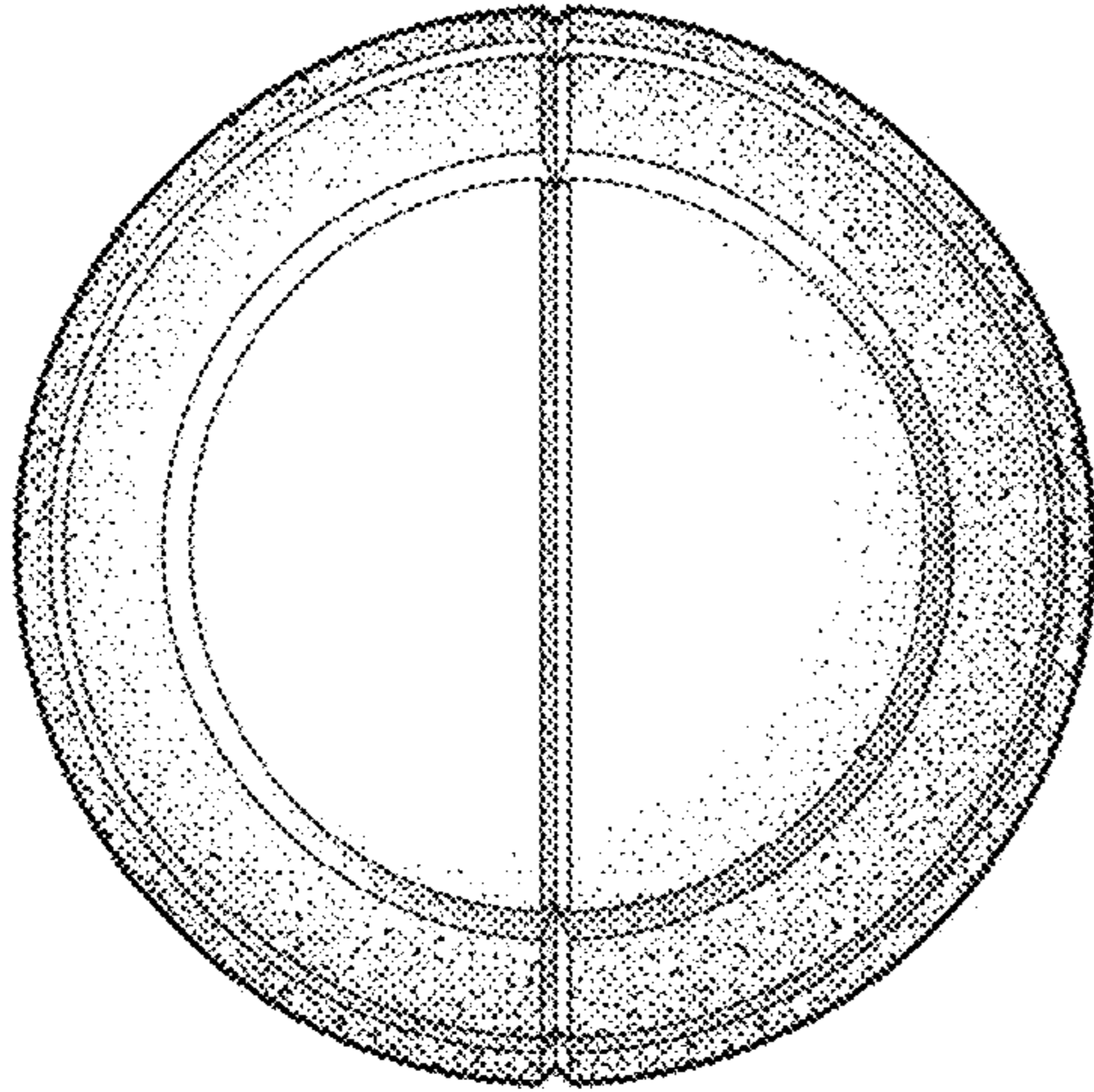


Fig. 4

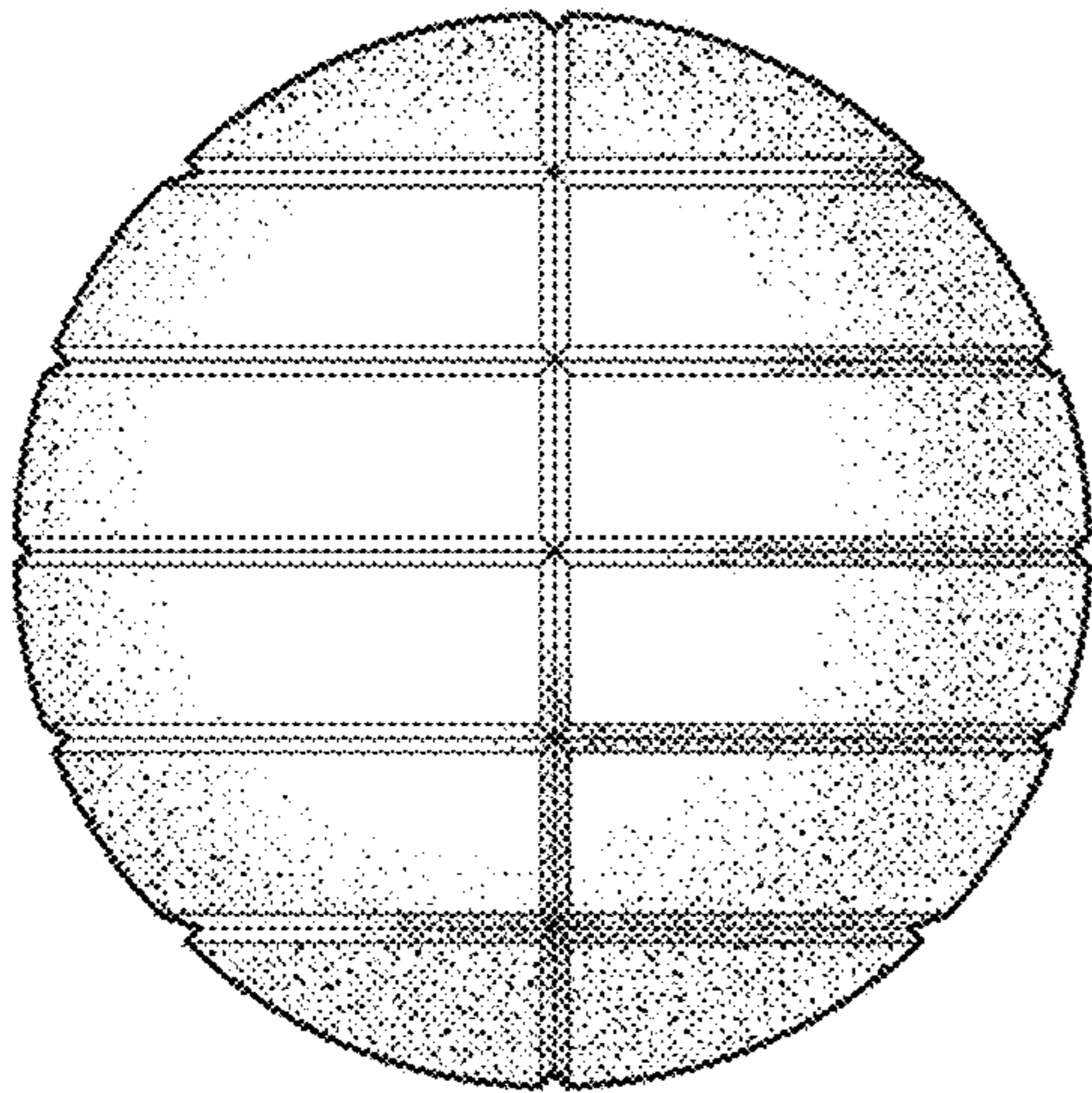


Fig. 5

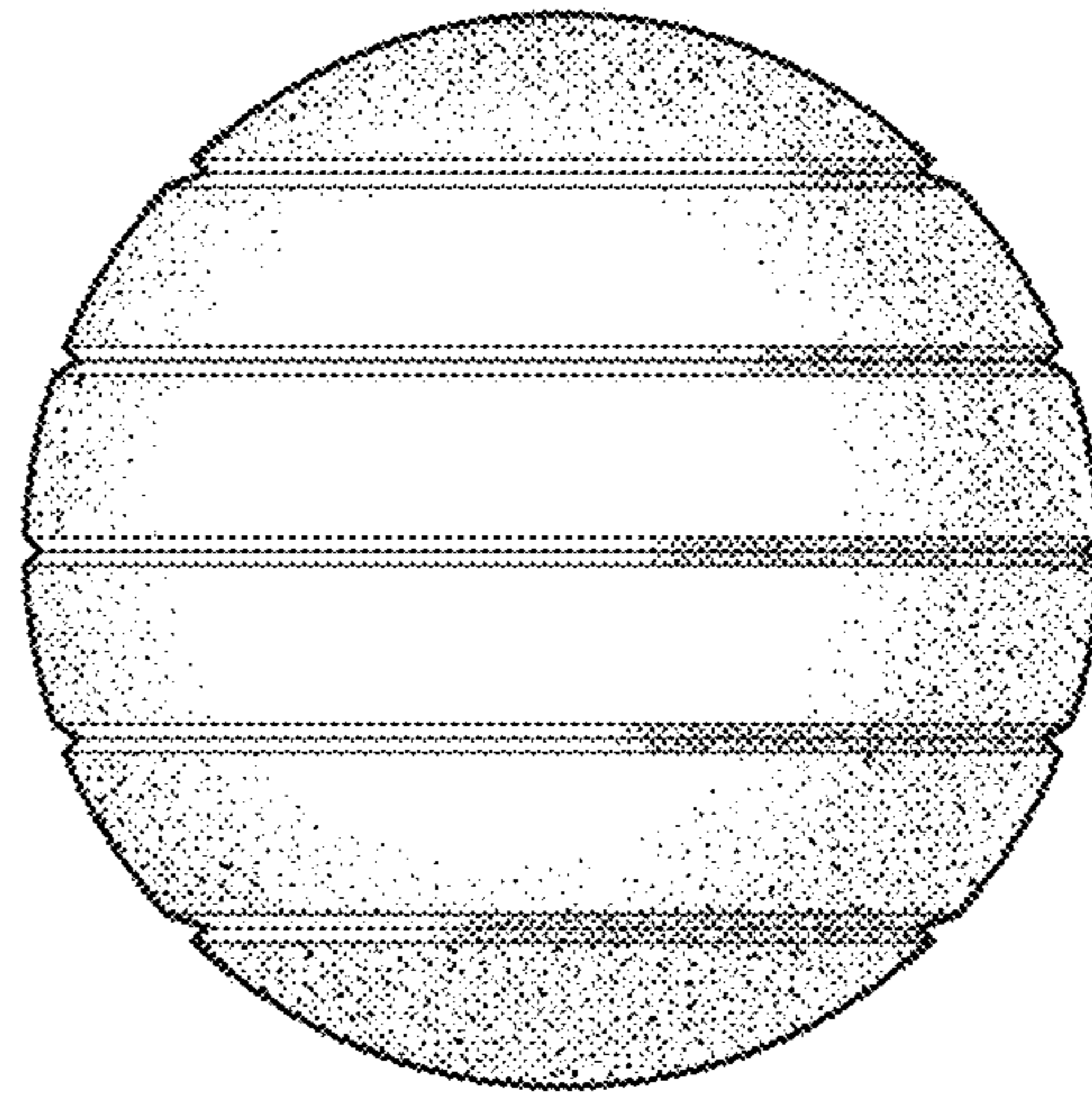


Fig. 6

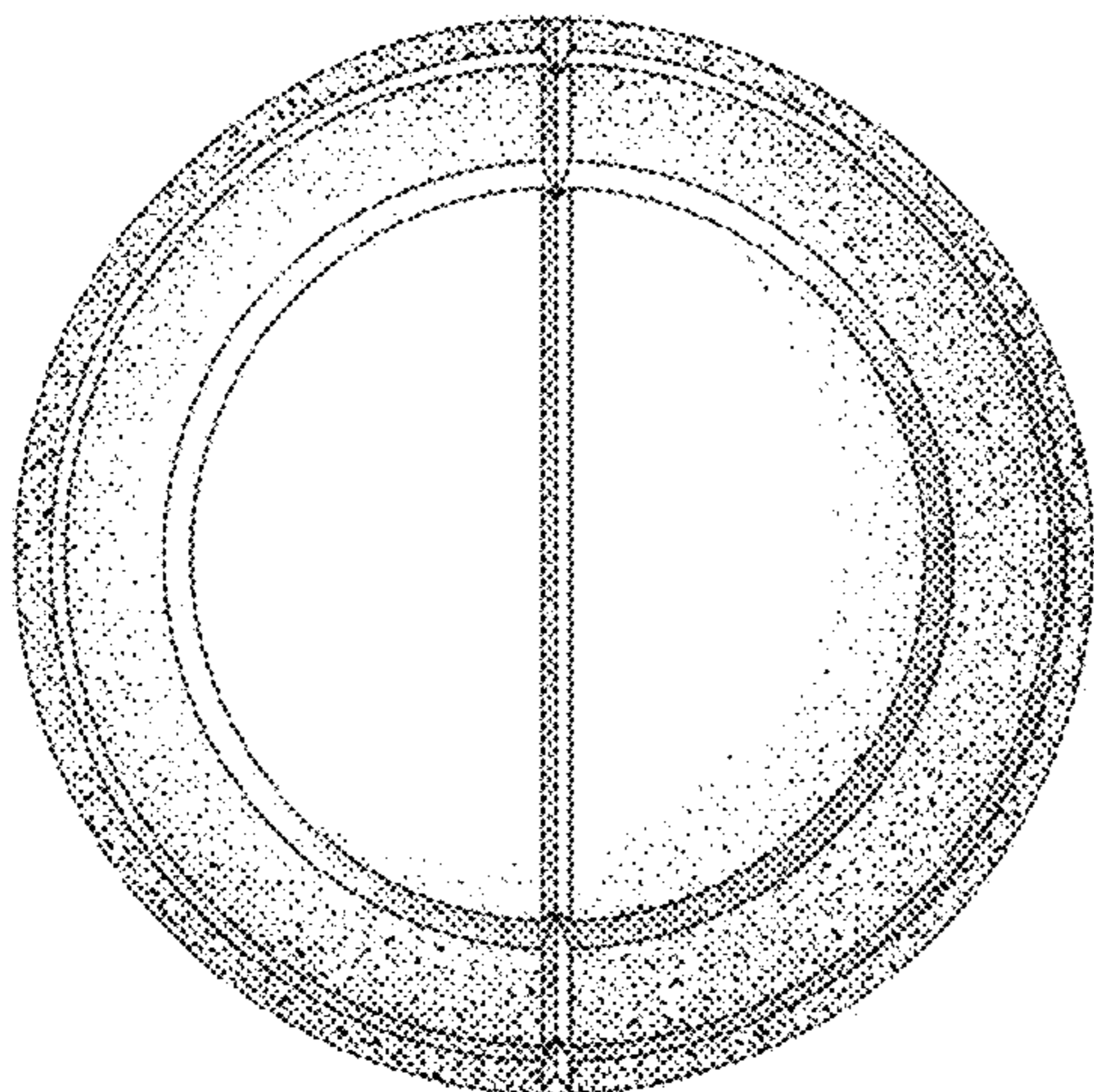


Fig. 7




Fig. 8

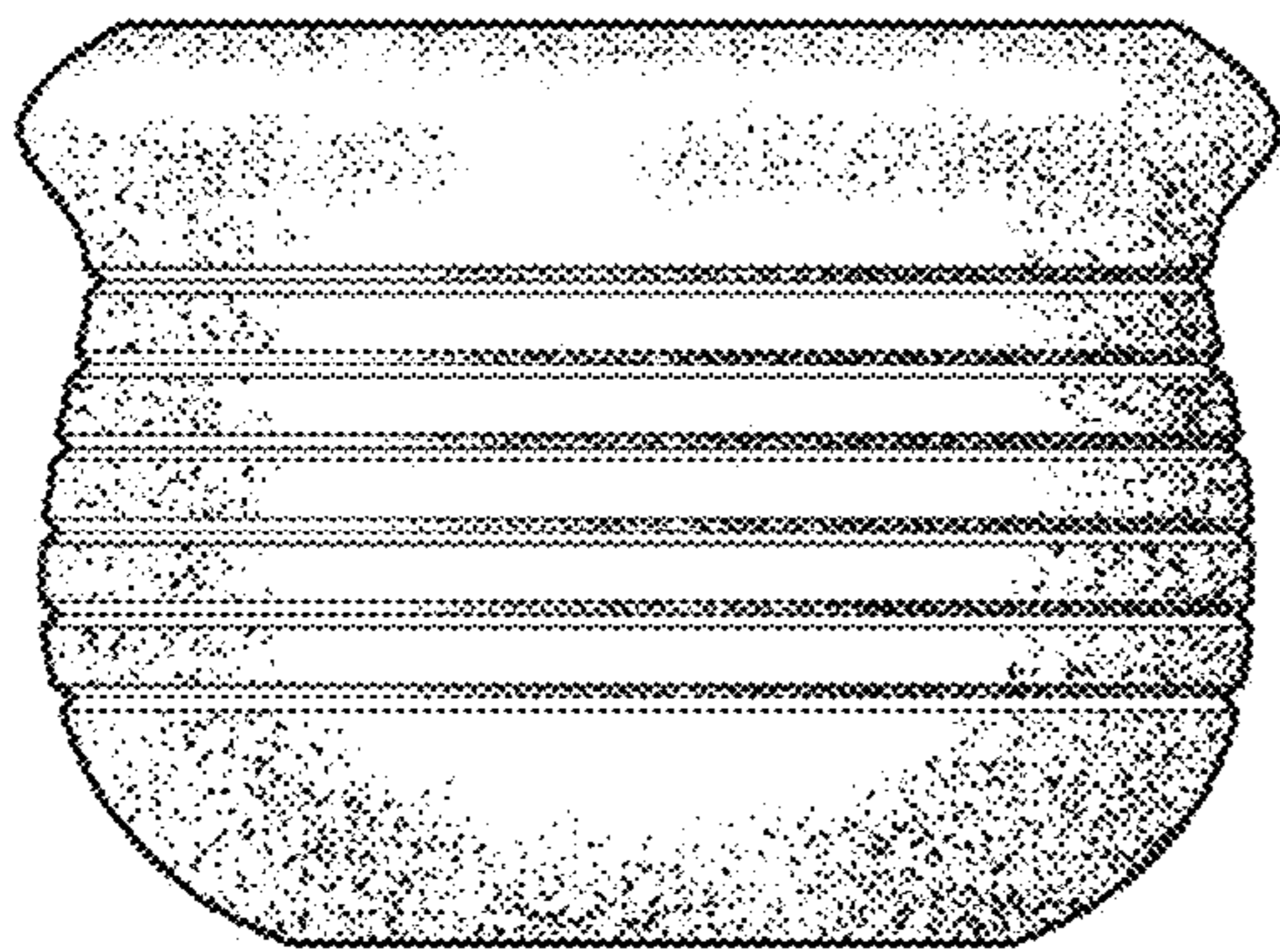


Fig. 9




Fig. 10

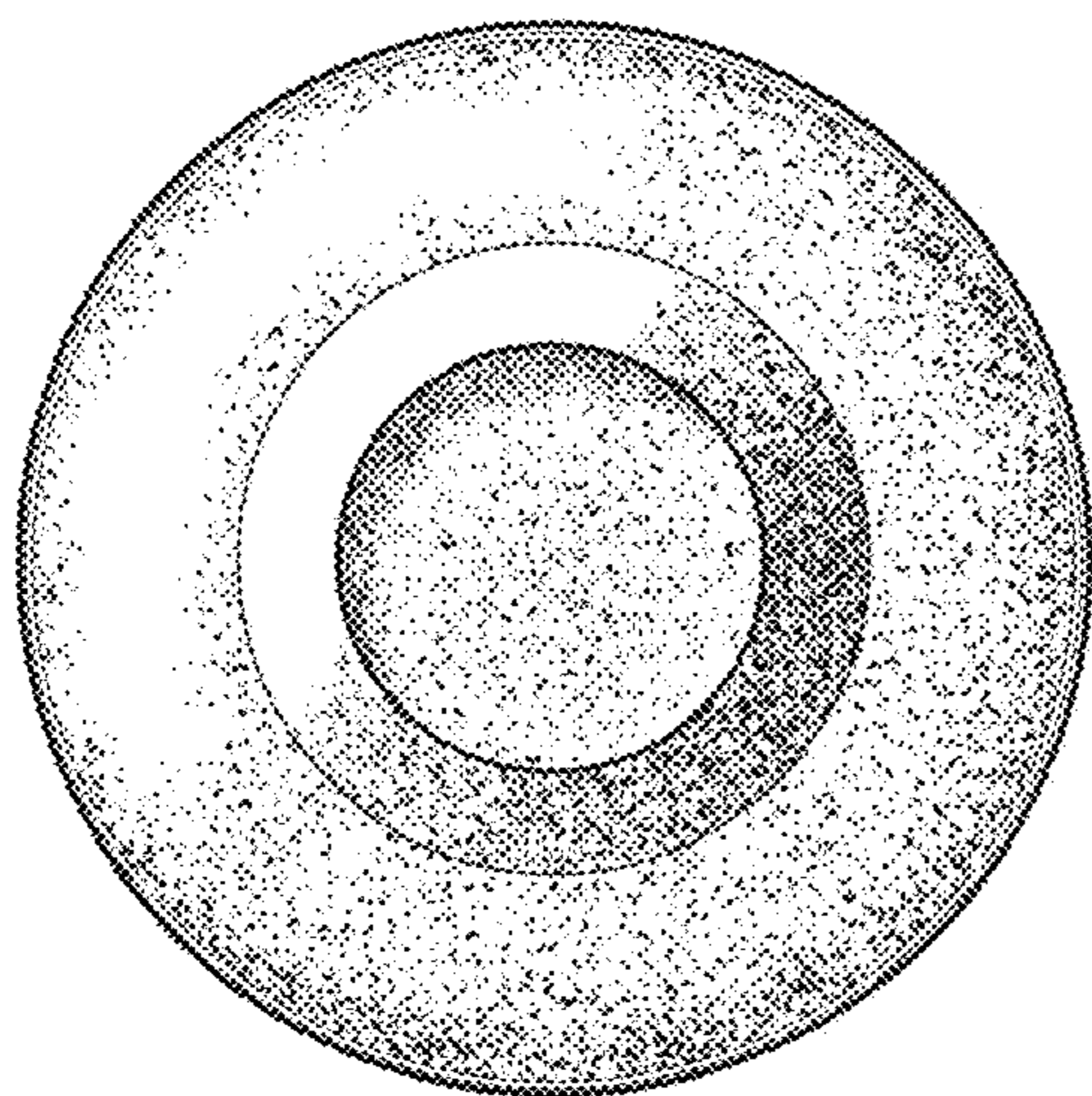


Fig. 11