



US00D848625S

(12) **United States Design Patent** (10) **Patent No.:** **US D848,625 S**
Chase et al. (45) **Date of Patent:** **** May 14, 2019**

(54) **LEG GARMENT**

(71) Applicant: **TACTILE SYSTEMS TECHNOLOGY, INC.**, Minneapolis, MN (US)

(72) Inventors: **Daniel G. Chase**, Menomonie, WI (US); **Kristian Dior Gamble**, Minneapolis, MN (US); **Mark R. Riley**, St. Paul, MN (US); **Wade Andrew Zander**, Minneapolis, MN (US)

(73) Assignee: **TACTILE SYSTEMS TECHNOLOGY, INC.**, Minneapolis, MN (US)

(**) Term: **15 Years**

(21) Appl. No.: **29/619,407**

(22) Filed: **Sep. 28, 2017**

(51) **LOC (11) Cl.** **24-04**

(52) **U.S. Cl.**
USPC **D24/190**

(58) **Field of Classification Search**
USPC D24/155, 188–192, 199, 200, 206, D24/212–214; D29/113, 117.1, 117.2,
(Continued)

(56) **References Cited**

U.S. PATENT DOCUMENTS

1,147,560 A 7/1915 Shurtleff
D59,546 S * 11/1921 Farkas D2/988
(Continued)

FOREIGN PATENT DOCUMENTS

EP 2 226 044 A2 9/2010
EP 2 462 905 B1 11/2013
(Continued)

OTHER PUBLICATIONS

The Medcom Group, Ltd. BioCompression Eight Chamber Standard Leg Garment—Full Leg. 2018 [earliest online date], [site visited May 14, 2018]. Available from Internet, <URL:https://www.medcomgroup.com/biocompression-eight-chamber-standard-leg-garment-full-leg/>. (Year: 2018).*

(Continued)

Primary Examiner — George D. Kirschbaum

Assistant Examiner — Darcey E Heflin

(74) *Attorney, Agent, or Firm* — Muetting, Raasch & Gebhardt, P.A.

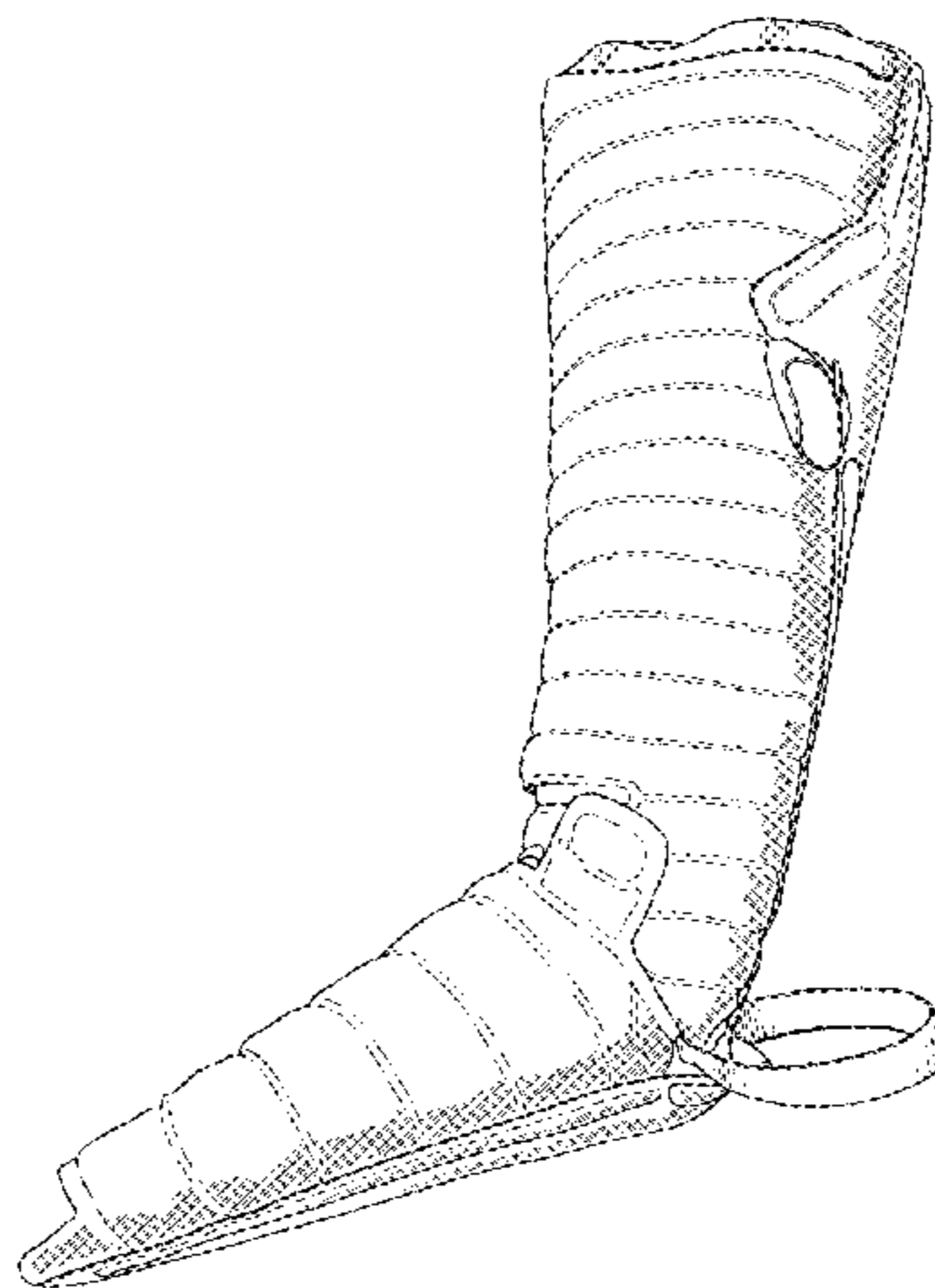
(57) **CLAIM**

The ornamental design for a leg garment, as shown and described.

DESCRIPTION

FIG. 1 is a left perspective view of a leg garment in accordance with the claimed design;
FIG. 2 is a front perspective view of the design of FIG. 1;
FIG. 3 is a right perspective view of the design of FIG. 1;
FIG. 4 is a rear perspective view of the design of FIG. 1;
FIG. 5 is a left perspective view of the design of FIG. 1;
FIG. 6 is a bottom perspective view of the design of FIG. 1;
FIG. 7 is a top perspective view of the design of FIG. 1;
FIG. 8 is a front perspective view of the design of FIG. 1 with a foot portion unwrapped on a flat surface;
FIG. 9 is a rear perspective view of the design of FIG. 1 with a foot portion unwrapped on a flat surface;
FIG. 10 is an elevation perspective view of the design of FIG. 1 as configured in FIG. 9;
FIG. 11 is a perspective view of the design of FIG. 1 as configured in FIG. 9; and,
FIG. 12 is a side perspective view of the design of FIG. 1 with a foot portion unwrapped.
The dash-dash broken lines in the figures represent environment in which the claimed design may be embodied, and which form no part of the claimed design.

1 Claim, 12 Drawing Sheets



(58) **Field of Classification Search**

USPC D29/118, 119, 120.1, 121.1, 121.2, 123;
 D2/610, 612, 616, 617, 621, 980,
 D2/983-988, 994
 CPC A61H 9/0078; A61H 9/0092; A41H 1/008
 See application file for complete search history.

(56) **References Cited**

U.S. PATENT DOCUMENTS

1,608,239	A	11/1926	Rosett	
1,795,893	A	3/1931	Rosett	
D136,000	S *	7/1943	Leszczynski	D2/984
2,345,073	A	3/1944	Rosett	
2,361,242	A	10/1944	Rosett	
3,548,809	A *	12/1970	Conti	A61H 9/0078 601/152
3,880,149	A	4/1975	Kawaguchi	
D235,038	S *	5/1975	Lockes	D2/984
4,057,046	A	11/1977	Kawaguchi	
4,338,923	A	7/1982	Gelfer et al.	
4,453,538	A	6/1984	Whitney	
4,552,132	A	11/1985	Ruscigno	
4,573,453	A	3/1986	Tissot	
4,753,226	A	6/1988	Zheng et al.	
4,762,121	A	8/1988	Shienfeld	
4,865,020	A	9/1989	Bullard	
4,941,458	A	7/1990	Taheri	
4,989,589	A *	2/1991	Pekanmaki	A61H 9/0078 601/150
5,014,681	A	5/1991	Neeman et al.	
5,031,604	A	7/1991	Dye	
5,052,377	A	10/1991	Frajgenrajch	
5,218,954	A *	6/1993	van Bemmelen	A61H 9/0078 128/DIG. 20
5,288,286	A	2/1994	Davis	
5,437,610	A	8/1995	Cariapa et al.	
5,453,081	A	9/1995	Hansen	
5,496,262	A	3/1996	Johnson, Jr. et al.	
5,626,556	A	5/1997	Tobler et al.	
5,634,889	A	6/1997	Gardner et al.	
D382,994	S *	9/1997	Kluttz	D2/980
5,997,465	A	12/1999	Savage et al.	
6,179,796	B1	1/2001	Waldrige	
6,254,554	B1	7/2001	Turtzo	
6,315,745	B1	11/2001	Kloecker	
6,409,691	B1	6/2002	Dakin et al.	
6,436,064	B1	8/2002	Kloecker	
6,436,448	B1	8/2002	Yue	
6,558,338	B1	5/2003	Wasserman	
6,645,165	B2	11/2003	Waldrige et al.	
6,860,862	B2	3/2005	Waldrige et al.	
6,966,884	B2	11/2005	Waldrige et al.	
D550,404	S *	9/2007	Salazar	D24/190
7,591,050	B2	9/2009	Hammerslag	
7,631,382	B2	12/2009	Dibenedetto et al.	
7,857,777	B2	12/2010	Larson et al.	
7,947,003	B2	5/2011	Bonnefin et al.	
8,046,937	B2	11/2011	Beers et al.	
8,096,964	B1	1/2012	Bruehwiler et al.	
8,381,362	B2	2/2013	Hammerslag et al.	
8,764,689	B2	7/2014	Toth	

9,027,408	B2	5/2015	Toth et al.	
D740,014	S *	10/2015	Amis	D2/980
D747,601	S *	1/2016	Middleton	D2/980
D759,827	S *	6/2016	Greinwalder	D2/742
D780,435	S *	3/2017	Scott	D2/980
2003/0032905	A1	2/2003	Waldrige et al.	
2006/0156517	A1	7/2006	Hammerslag et al.	
2007/0169378	A1	7/2007	Sodeberg et al.	
2009/0254014	A1	10/2009	Son	
2010/0228171	A1	9/2010	Waldrige	
2011/0009793	A1	1/2011	Lucero et al.	
2011/0087142	A1	4/2011	Ravikumar et al.	
2011/0257463	A1	10/2011	Nour et al.	
2012/0004587	A1	1/2012	Nickel et al.	
2012/0150086	A1	6/2012	Cohen	
2012/0179084	A1	7/2012	Lipshaw et al.	
2013/0012856	A1	1/2013	Hammerslag et al.	
2013/0269219	A1	10/2013	Burns et al.	
2013/0345612	A1	12/2013	Bannister et al.	
2014/0094728	A1	4/2014	Soderberg et al.	
2014/0123449	A1	5/2014	Soderberg et al.	
2015/0157484	A1	6/2015	Ex-Lubeskie et al.	
2015/0297437	A1 *	10/2015	Neuenhahn	A61B 5/4848 601/148
2017/0258672	A1 *	9/2017	Wennen	A61H 1/008

FOREIGN PATENT DOCUMENTS

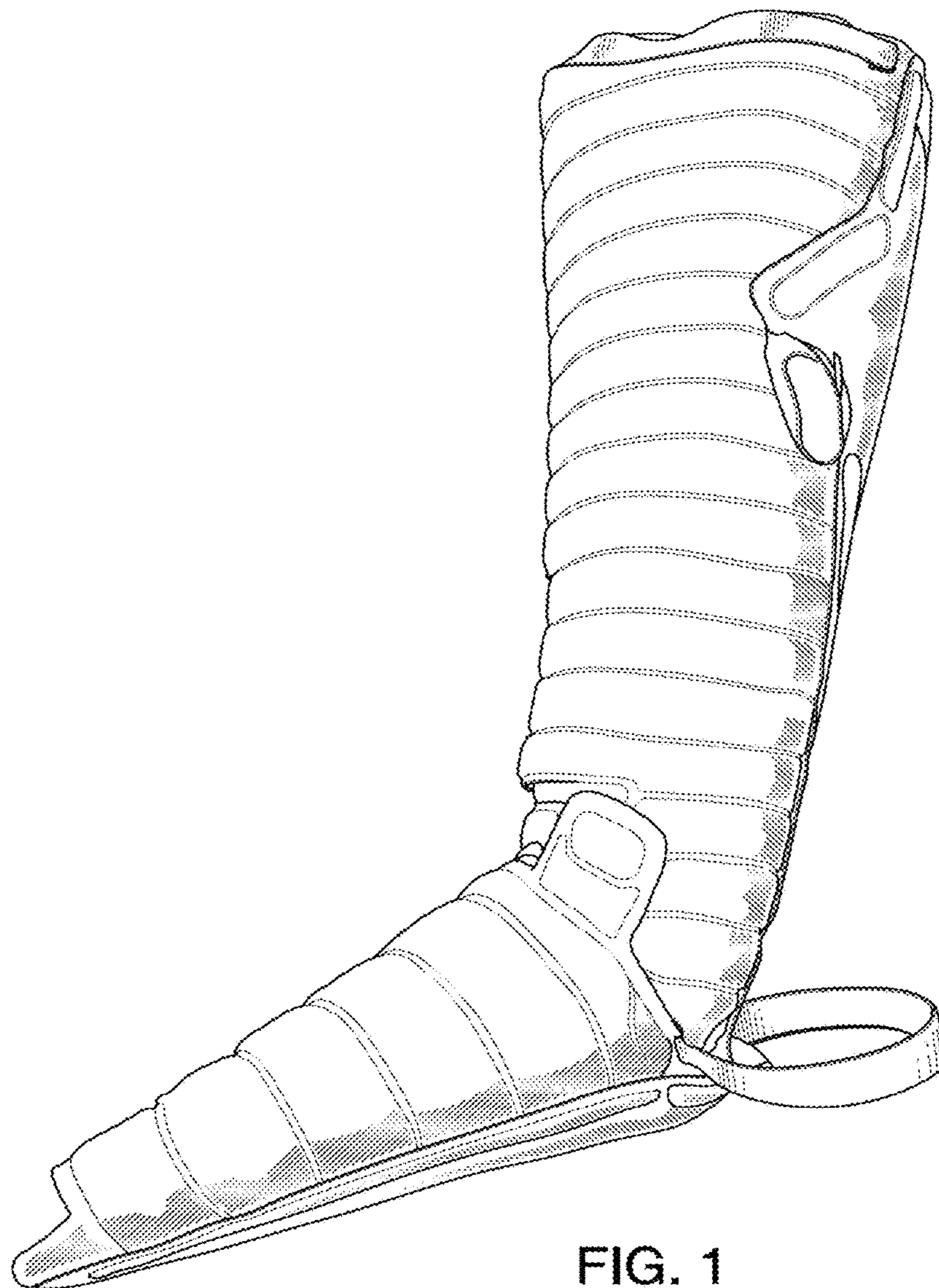
FR	2 313 908	A1	1/1977
FR	2 624 003	A1	11/1988
FR	2 939 642	A1	6/2010
GB	699152		10/1953
SU	498943	A1	1/1976
SU	1452523	A1	1/1989
WO	WO 95/26703	A1	10/1995
WO	WO 03/041621	A1	5/2003
WO	WO 2008/033963	A2	3/2008
WO	WO 2014/159706	A2	10/2014

OTHER PUBLICATIONS

Star Tribune. Tactile Medical braces for new Medicare rules that will tighten access to its pneumatic compression pump by Joe Carlson. Nov. 23, 2015 [earliest online date], [site visited May 14, 2018]. Available from Internet, <URL:http://strib.mn/1QFZO4J>. (Year: 2015).*

U.S. Appl. No. 29/576,157, filed Aug. 31, 2016, Chase et al.
 U.S. Appl. No. 29/576,182, filed Aug. 31, 2016, Chase et al.
 U.S. Appl. No. 15/284,858, filed Oct. 4, 2016, Wennen et al.
 U.S. Appl. No. 15/284,870, filed Oct. 4, 2016, Wennen et al.
 U.S. Appl. No. 15/284,888, filed Oct. 4, 2016, Wennen et al.
 U.S. Appl. No. 15/286,378, filed Oct. 5, 2016, Chase et al.
 U.S. Appl. No. 15/411,003, filed Jan. 20, 2017, Wennen et al.
 U.S. Appl. No. 15/411,059, filed Jan. 20, 2017, Chase et al.
 U.S. Appl. No. 29/595,538, filed Feb. 28, 2017, Chase et al.
 U.S. Appl. No. 29/596,757, filed Mar. 10, 2017, Wennen et al.
 International Patent Application No. PCT/US1998/007042, filed Apr. 9, 1998; International Search Report dated Sep. 10, 1998; 8 pages.

* cited by examiner



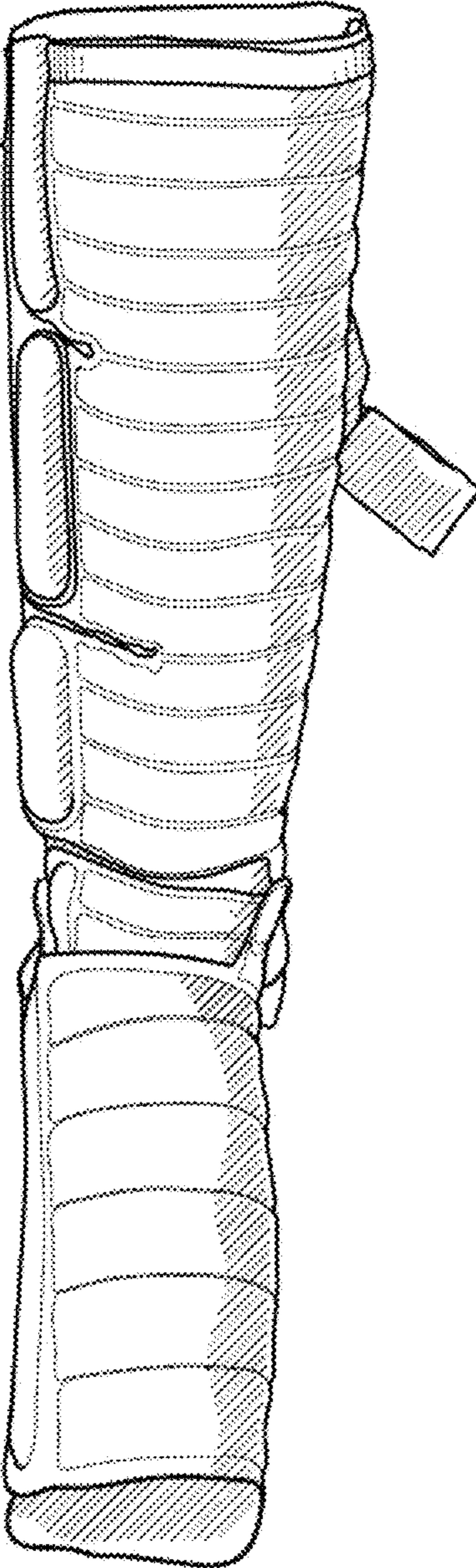


FIG. 2

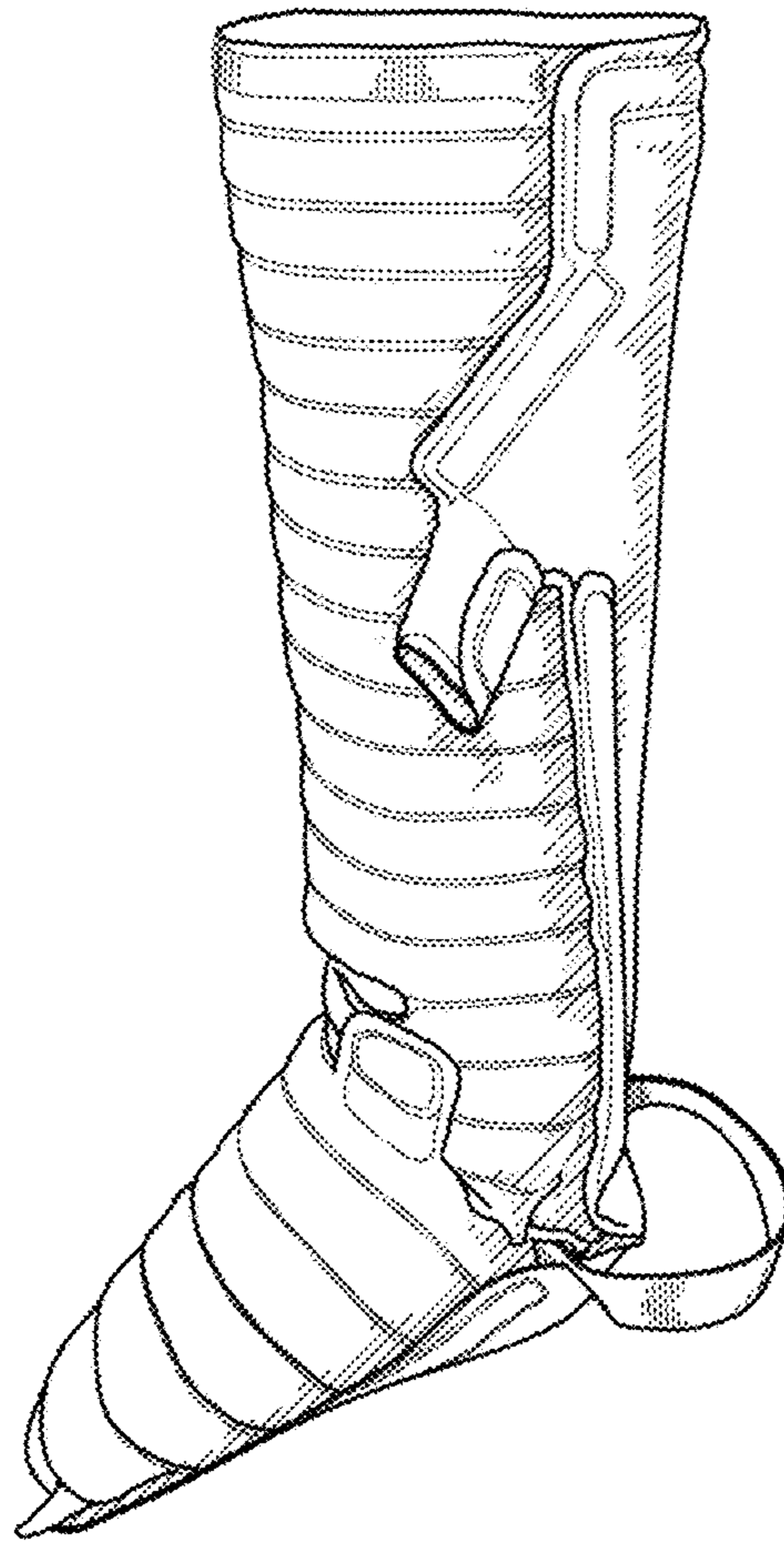


FIG. 3

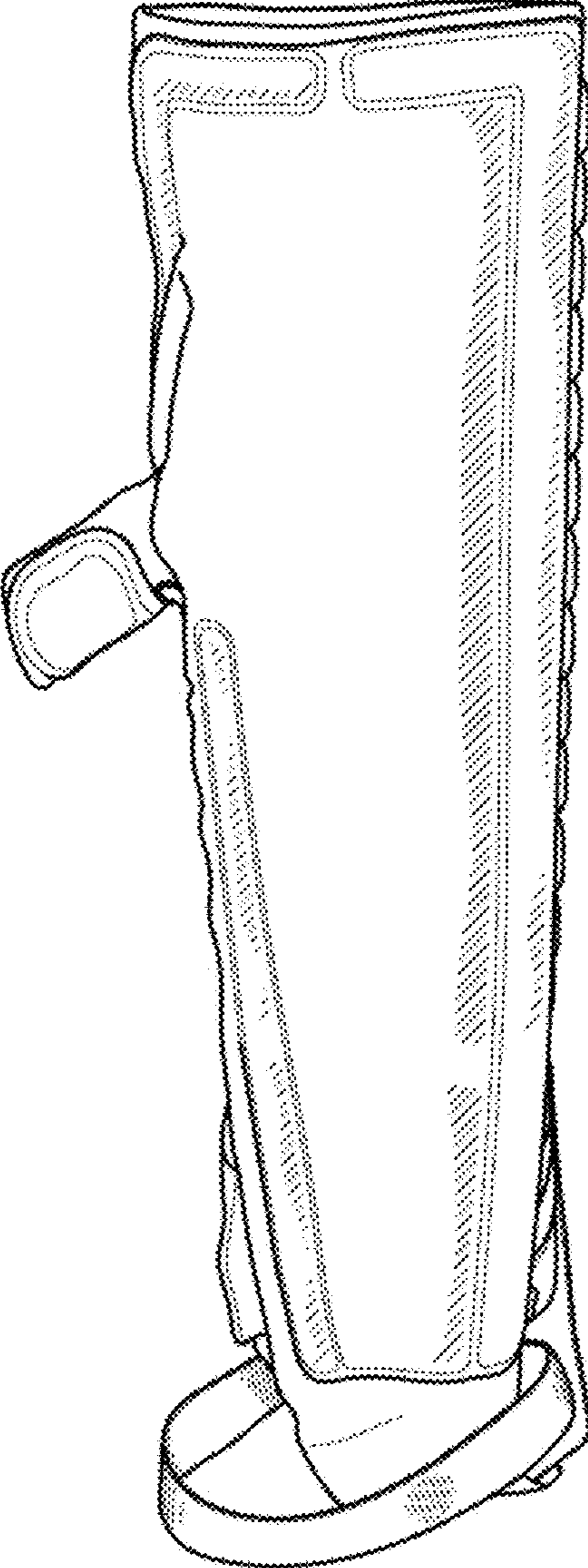


FIG. 4

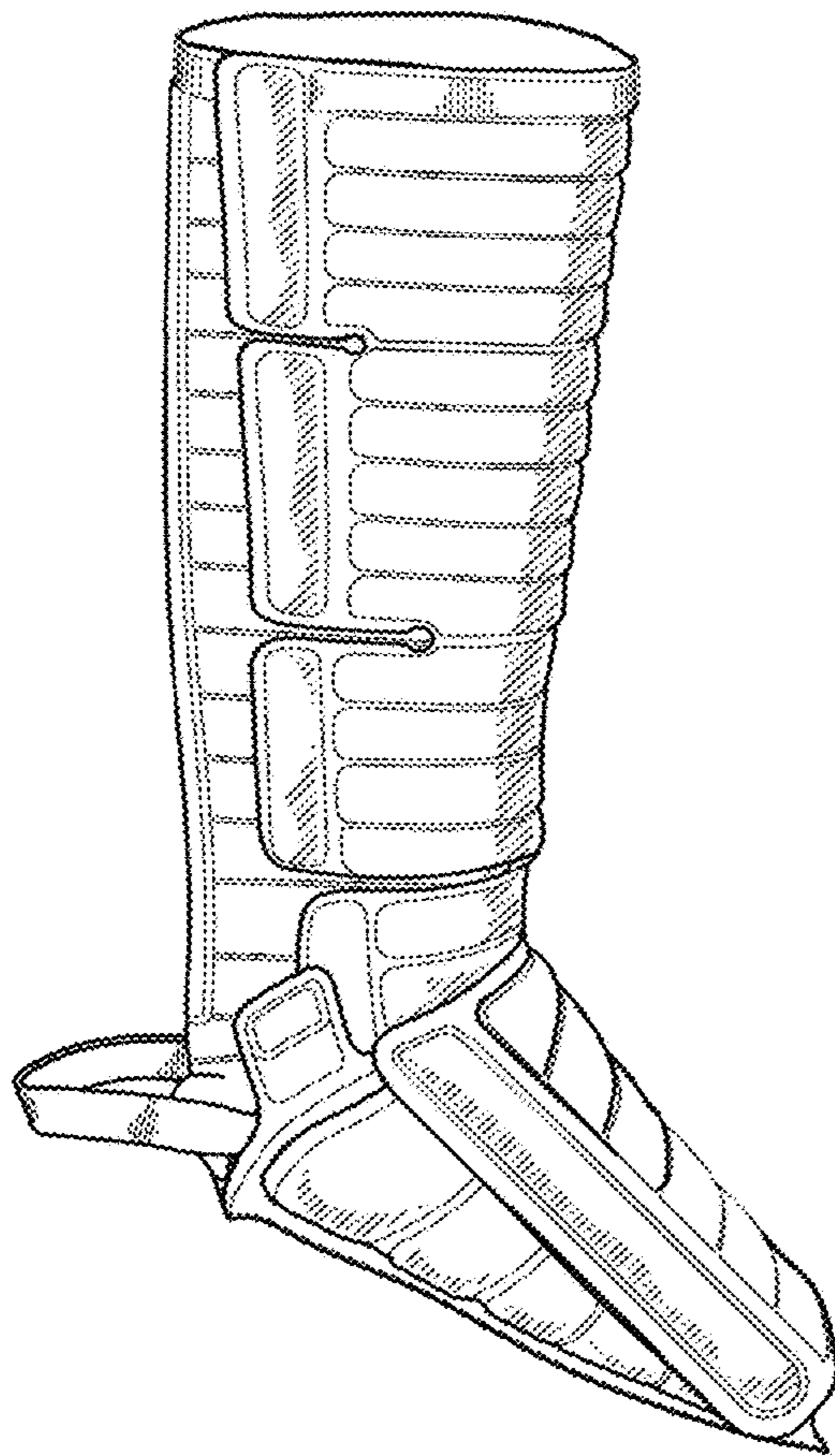


FIG. 5



FIG. 6

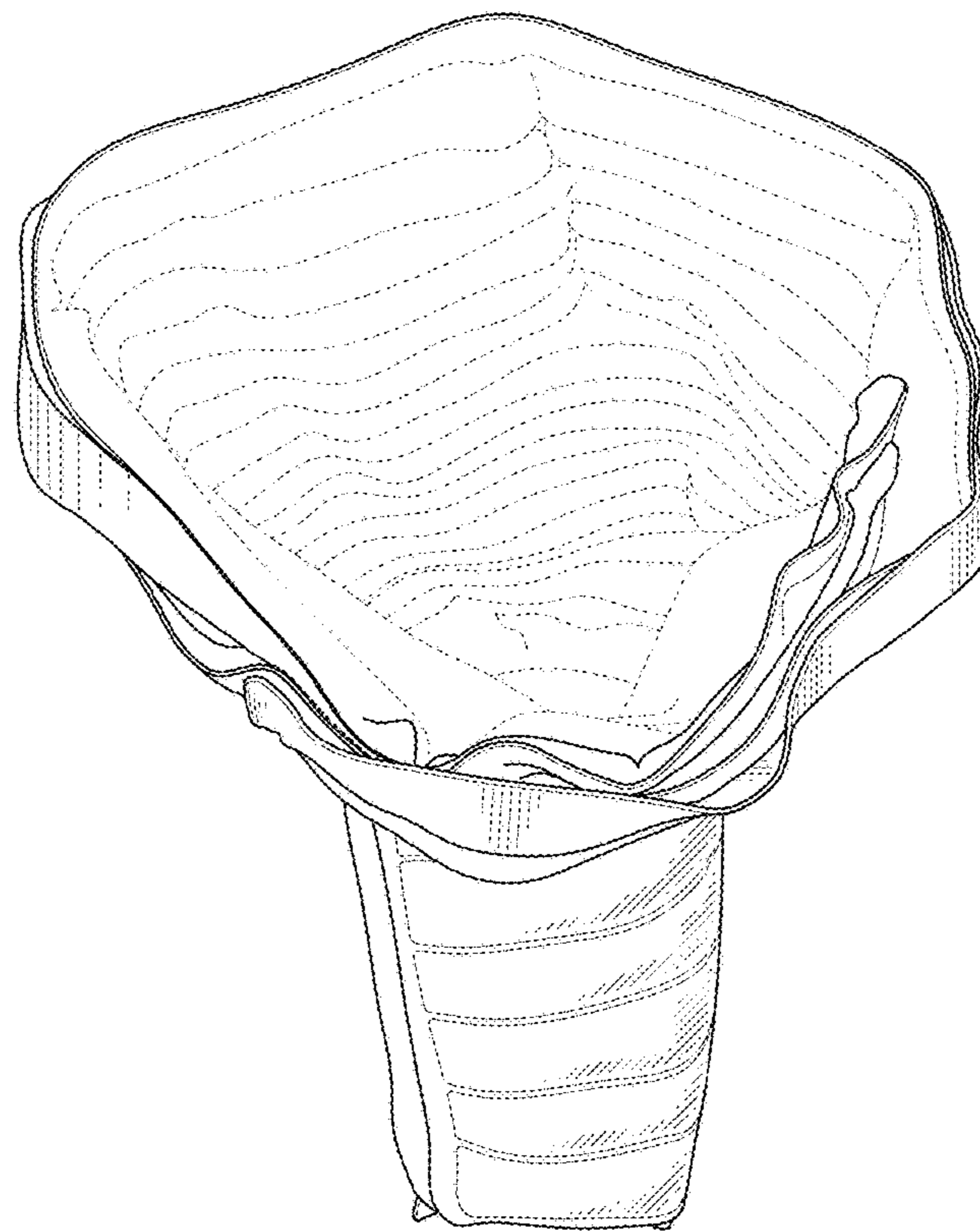


FIG. 7

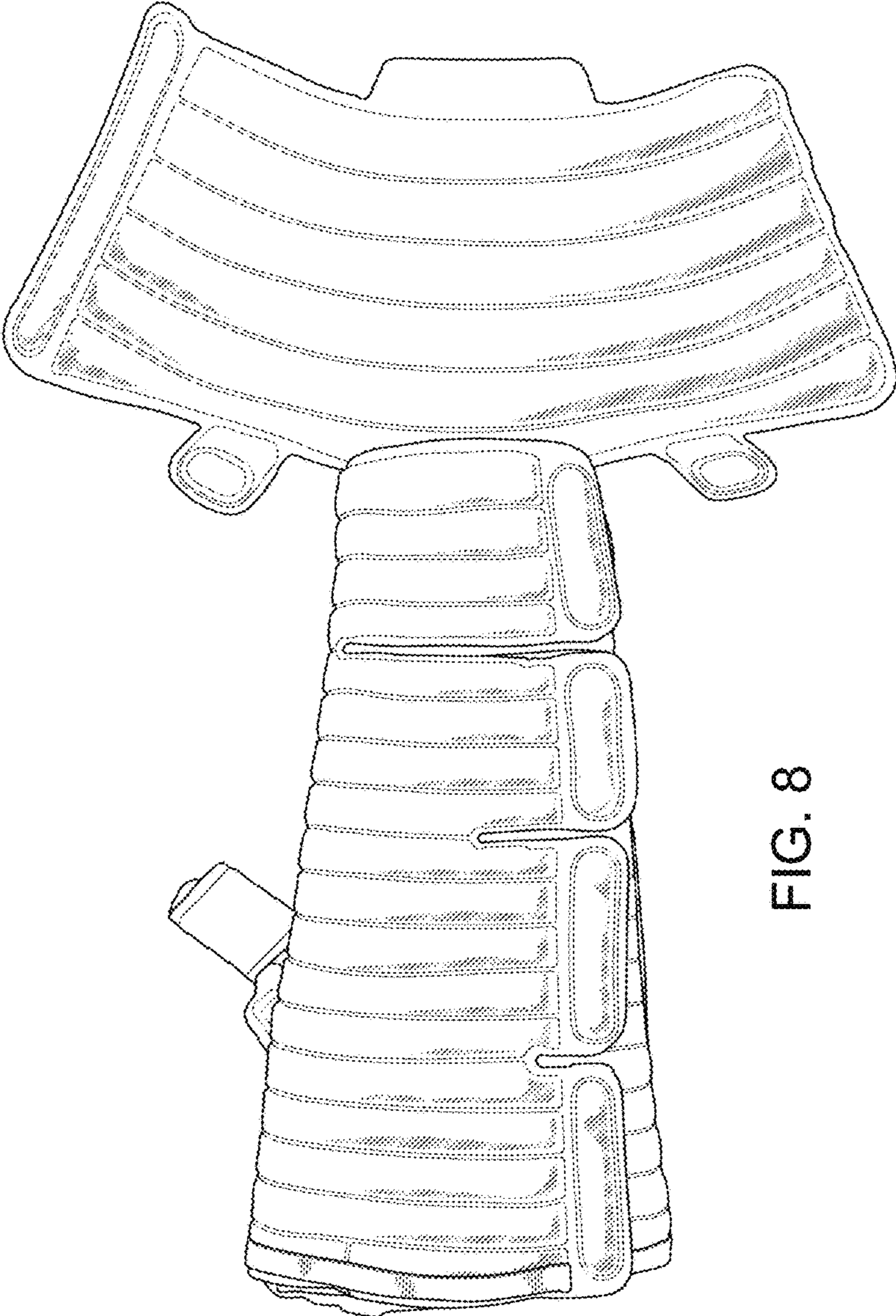


FIG. 8

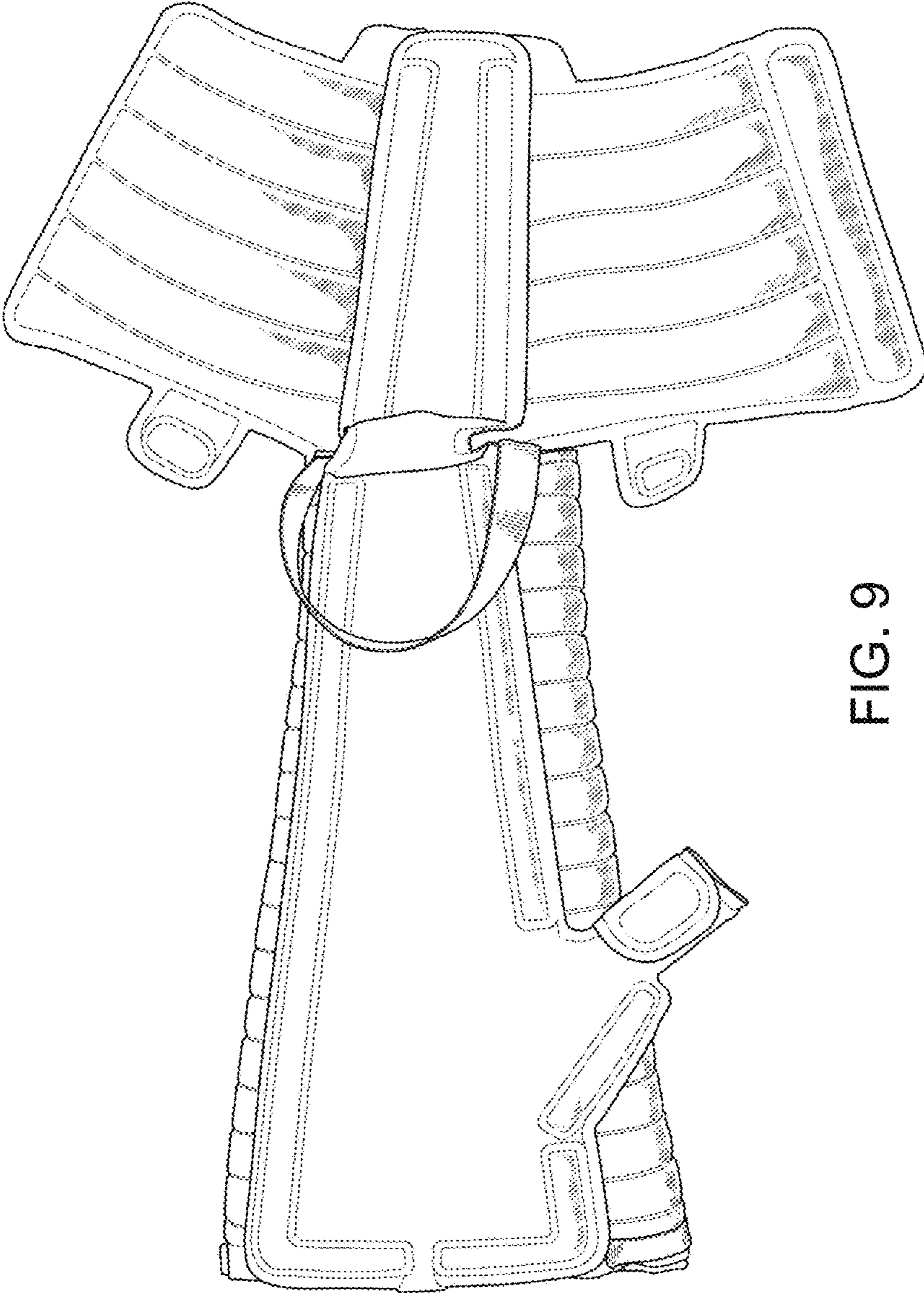


FIG. 9

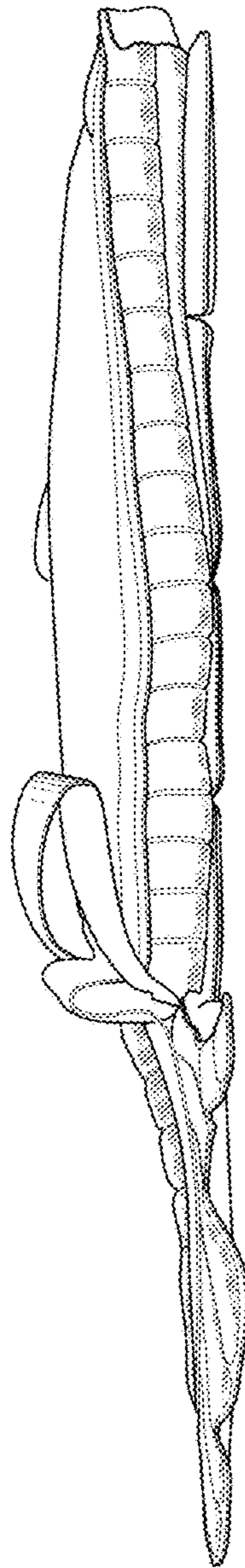


FIG. 10

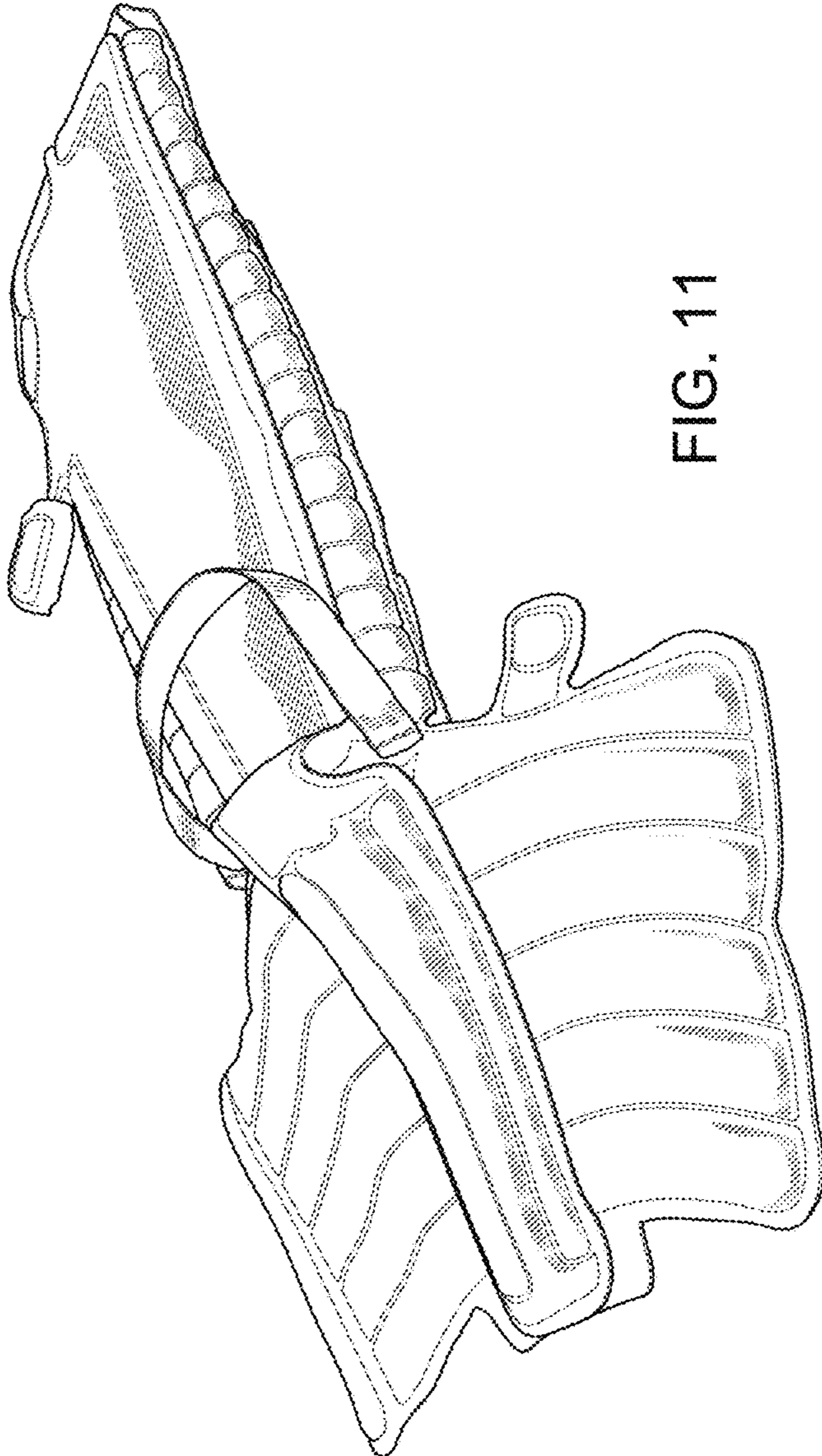


FIG. 11

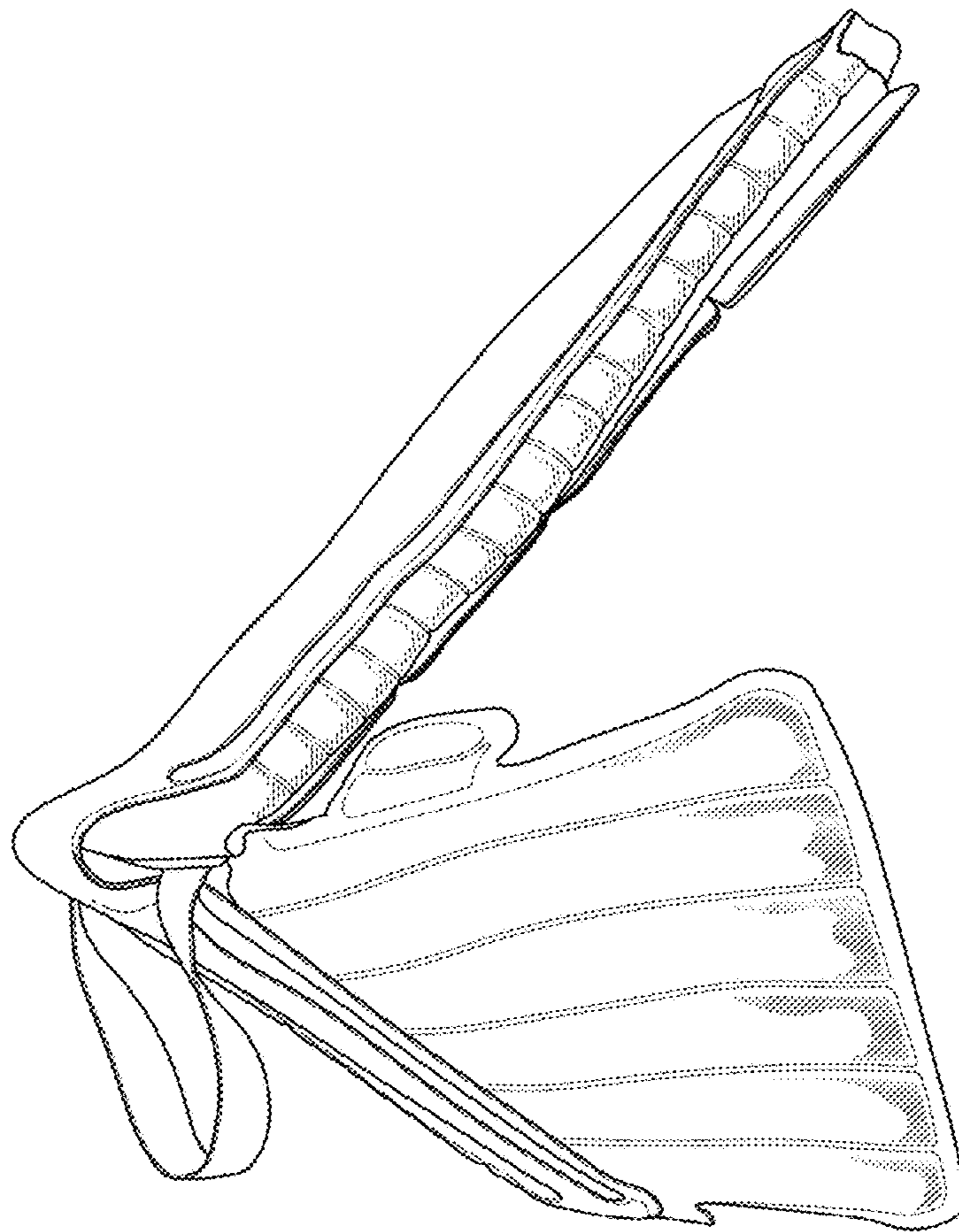


FIG. 12