



US00D848619S

(12) **United States Design Patent** (10) **Patent No.:** **US D848,619 S**
Liptak (45) **Date of Patent:** **** May 14, 2019**

(54) **MEDICAL THREADED SCREW SLEEVE FOR A TIBIAL ANCHOR ARRANGEMENT FOR A SHORT SURGICAL GRAFT**
(71) Applicant: **MAXM I PTY LTD**, Somerton Park, South Australia (AU)
(72) Inventor: **Matthew Liptak**, Somerton Park (AU)
(73) Assignee: **MAXM I PTY LTD**, Somerton Park, South Australia (AU)

(**) Term: **15 Years**

(21) Appl. No.: **29/621,280**

(22) Filed: **Oct. 6, 2017**

(30) **Foreign Application Priority Data**

Apr. 7, 2017 (AU) 201712061

(51) **LOC (11) Cl.** **24-03**

(52) **U.S. Cl.**
USPC **D24/155**

(58) **Field of Classification Search**
USPC D24/155-157
CPC A61B 17/7037; A61B 17/7032; A61B 17/7291; A61B 17/8605; A61B 17/864; A61B 17/8685; A61B 17/70; A61B 17/7011; A61B 17/7035; A61B 17/7082
See application file for complete search history.

(56) **References Cited**

U.S. PATENT DOCUMENTS

5,061,181 A * 10/1991 Niznick A61C 8/0022
433/174
D578,218 S * 10/2008 Purga D24/156

D588,699 S * 3/2009 Aldecoa D24/156
D601,703 S * 10/2009 Kahdemann D24/156
D603,513 S * 11/2009 Emanuelli D24/156
D604,851 S * 11/2009 Ishikawa D24/156
D605,291 S * 12/2009 Ishikawa D24/156
D620,117 S * 7/2010 Dawson D24/156
D659,247 S * 5/2012 Lussi D24/156
D668,764 S * 10/2012 Lussi D24/156
D748,263 S * 1/2016 Ishiwata D24/156

* cited by examiner

Primary Examiner — Charles D Hanson

(74) *Attorney, Agent, or Firm* — Renner, Kenner, Greive, Bobak, Taylor & Weber

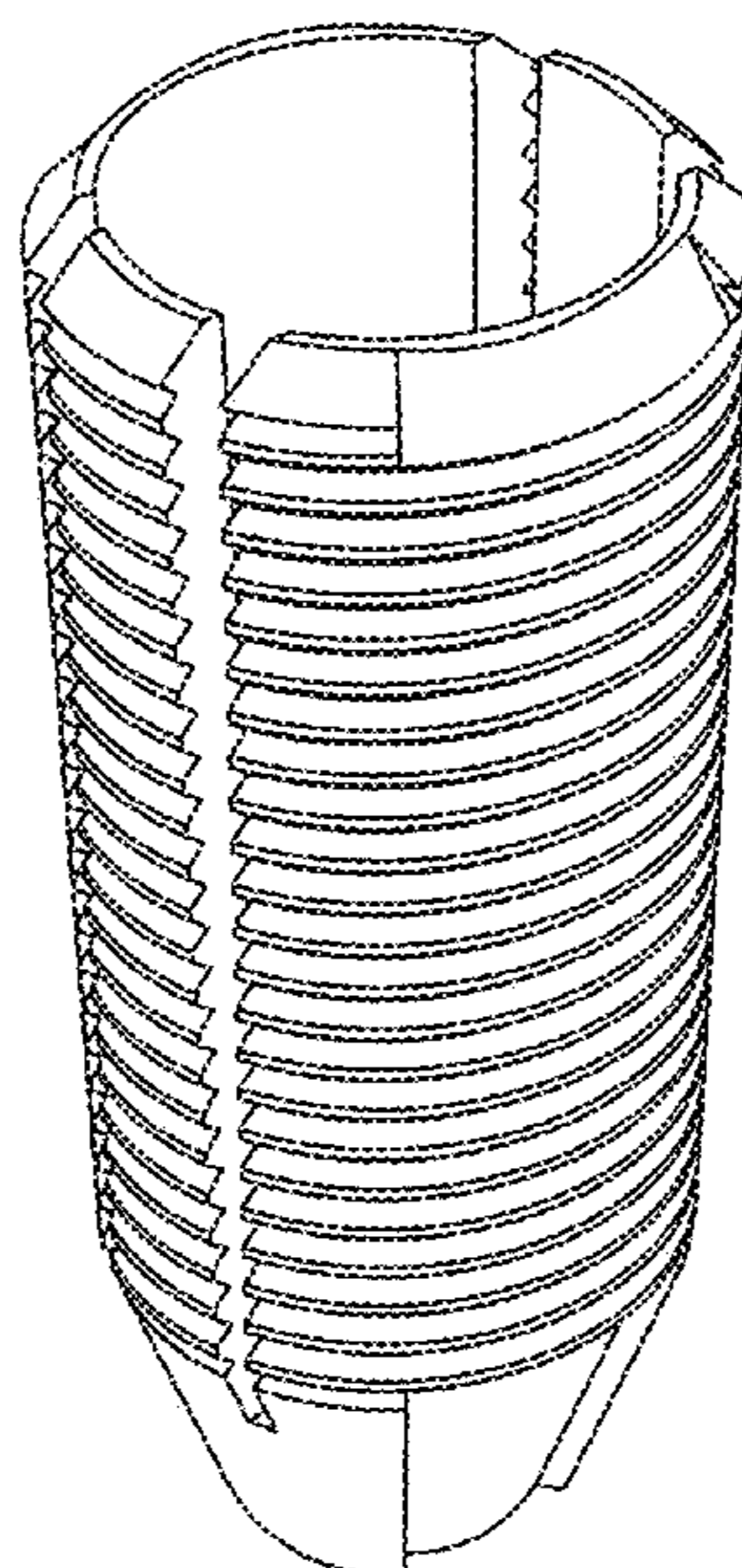
(57) **CLAIM**

The ornamental design for a medical threaded screw sleeve for a tibial anchor arrangement for a short surgical graft, as shown and described.

DESCRIPTION

FIG. 1 is a top perspective view of the medical threaded screw sleeve of the present invention;
FIG. 2 is a bottom perspective view thereof;
FIG. 3 is a left side view thereof;
FIG. 4 is a front view thereof;
FIG. 5 is a right side view thereof;
FIG. 6 is a rear view thereof;
FIG. 7 is a top view thereof; and,
FIG. 8 is a bottom view thereof.

1 Claim, 8 Drawing Sheets



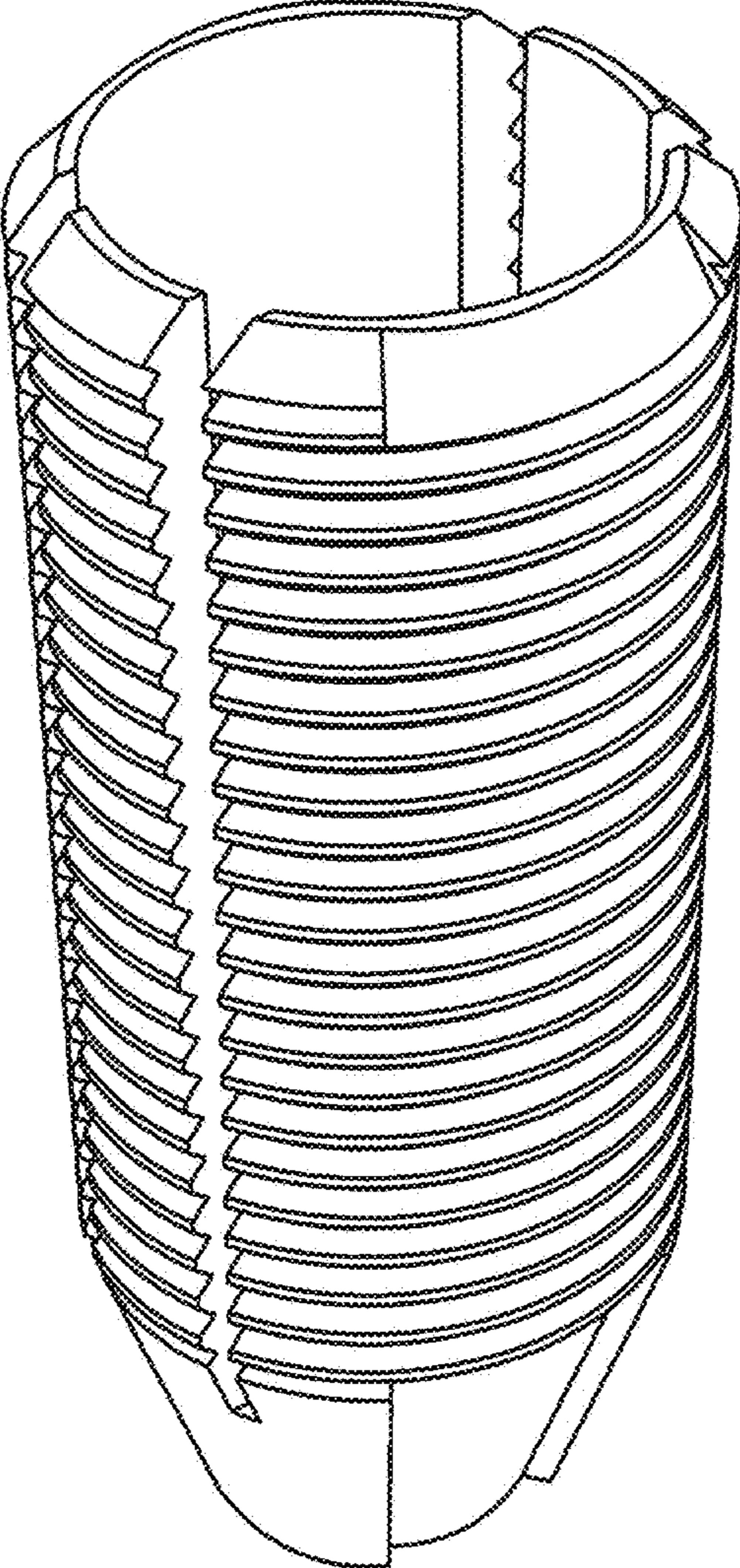


Figure 1

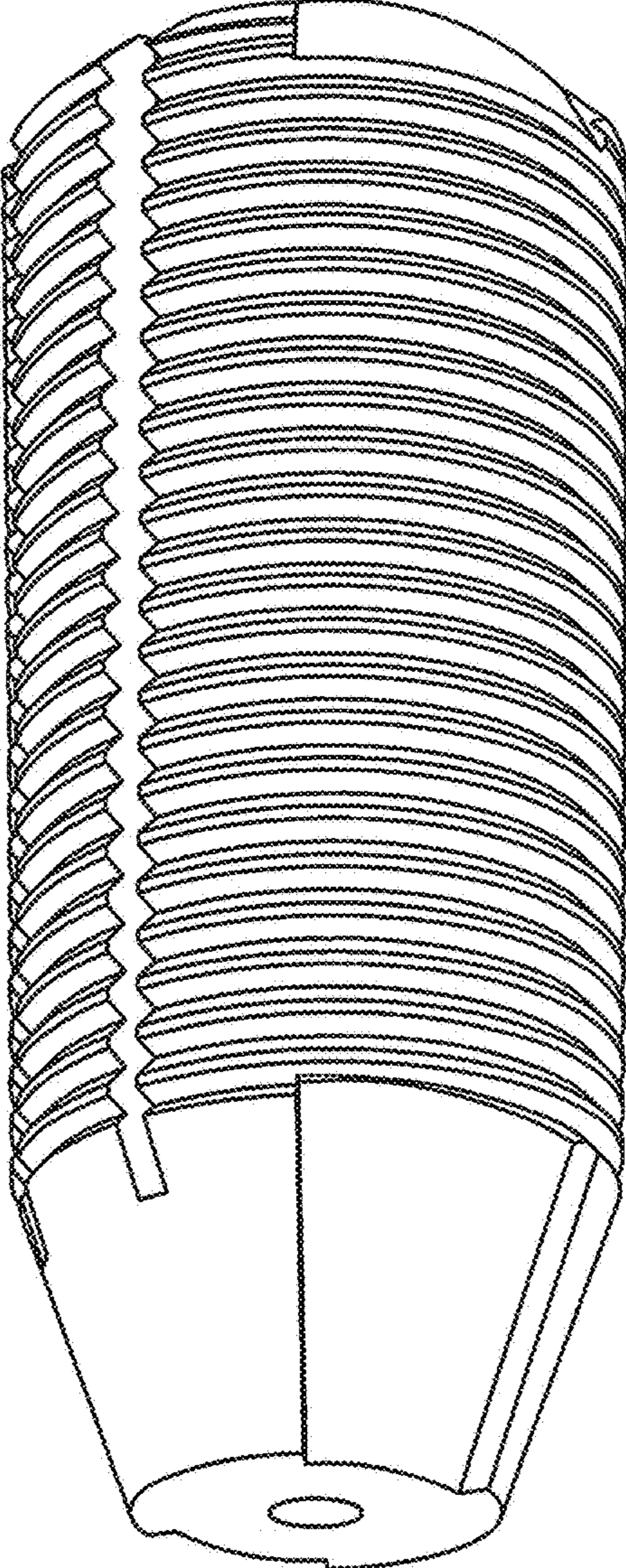


Figure 2




Figure 3




Figure 4




Figure 5




Figure 6

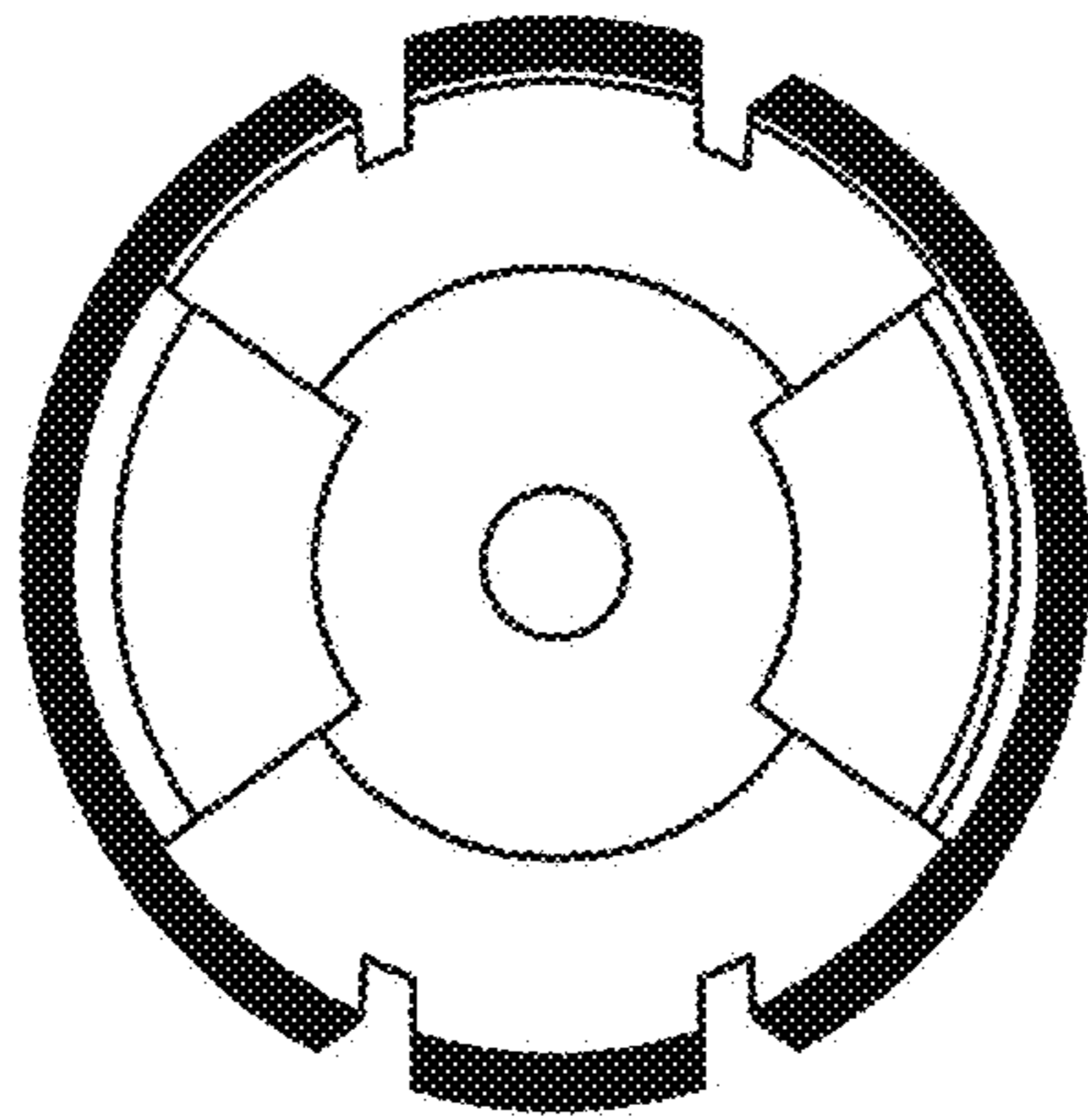


Figure 7

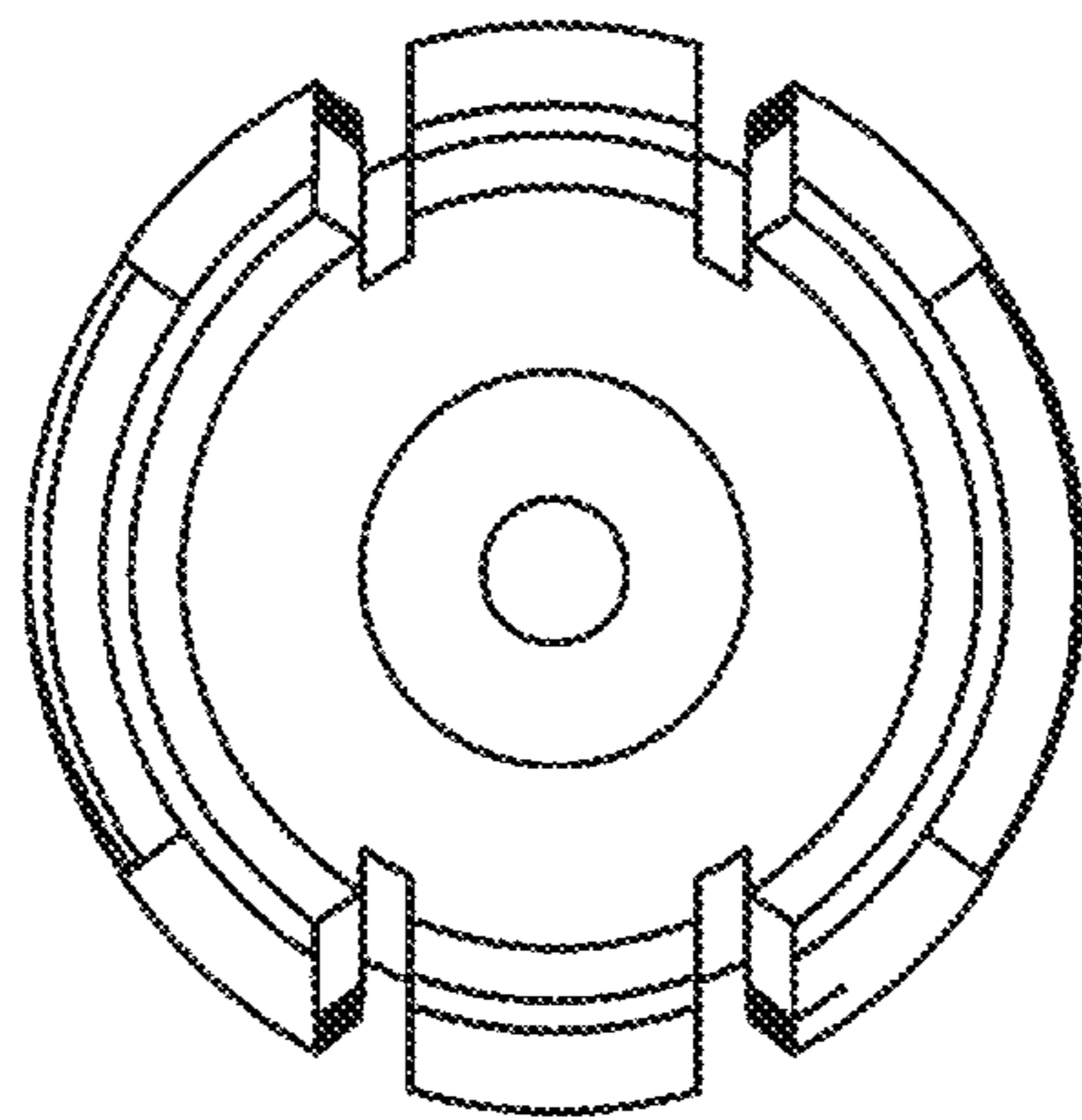


Figure 8