



US00D848605S

(12) **United States Design Patent** (10) **Patent No.:** **US D848,605 S**  
**Eury** (45) **Date of Patent:** **\*\* May 14, 2019**

(54) **CUSHION**  
(71) Applicant: **KONINKLIJKE PHILIPS N.V.**,  
Eindhoven (NL)  
(72) Inventor: **Elizabeth Eury**, Latrobe, PA (US)  
(73) Assignee: **KONINKLIJKE PHILIPS N.V.**,  
Eindhoven (NL)  
(\*\*) Term: **15 Years**  
(21) Appl. No.: **29/586,485**  
(22) Filed: **Dec. 5, 2016**  
(51) **LOC (11) Cl.** ..... **29-02**  
(52) **U.S. Cl.**  
USPC ..... **D24/110.1**  
(58) **Field of Classification Search**  
USPC ..... D24/110-110.6, 127, 129; D29/110  
CPC ..... A61M 16/0616; A61M 16/0633; A61M  
16/06; A61M 16/0666; A61M 16/0683;  
A61M 16/0605; A61M 16/0622; A61M  
16/0644; A61M 16/0875; A61M 16/0816;  
A61M 16/08; B63C 11/205; B63C 11/16;  
B63C 11/186; B63C 11/12  
See application file for complete search history.

(56) **References Cited**  
U.S. PATENT DOCUMENTS  
D542,912 S \* 5/2007 Gunaratnam ..... D24/110.5  
D549,323 S \* 8/2007 Kwok ..... D24/110.5  
D588,258 S \* 3/2009 Judson ..... D24/110.1  
D612,933 S \* 3/2010 Prentice ..... D24/110.1

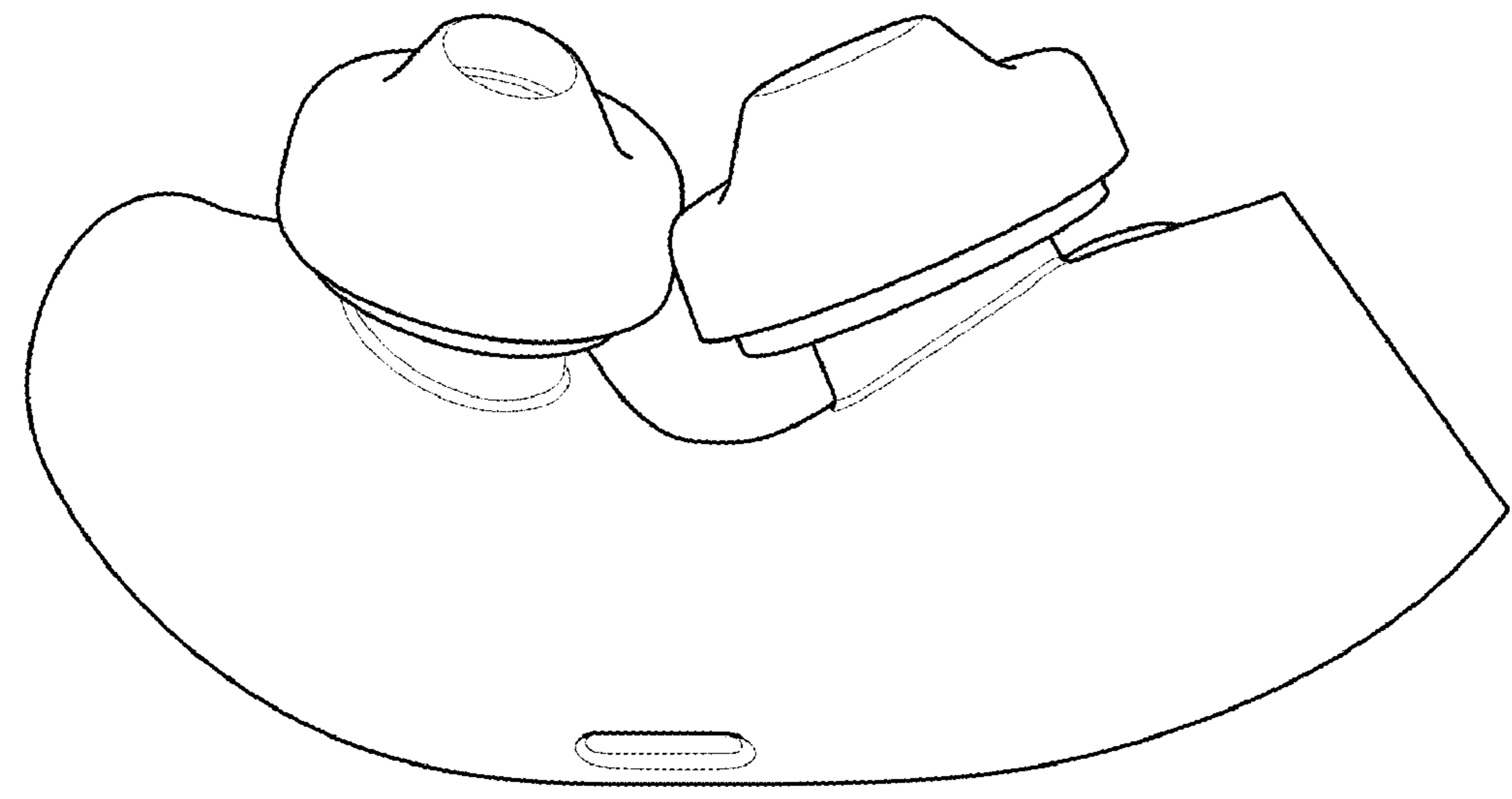
D614,288 S \* 4/2010 Judson ..... D24/110.1  
D614,289 S \* 4/2010 Veliss ..... D24/110.1  
D627,059 S \* 11/2010 Wood ..... D24/110.5  
D645,557 S \* 9/2011 Scheiner ..... D24/110.1  
D687,539 S \* 8/2013 Matula, Jr. .... D24/110.1  
D770,608 S \* 11/2016 Allum ..... D24/110.1  
9,943,660 B2 \* 4/2018 Selvarajan ..... A61M 16/0683  
2006/0137690 A1 \* 6/2006 Gunaratnam ..... A61M 16/0666  
128/206.11  
2009/0151729 A1 \* 6/2009 Judson ..... A61M 16/0666  
128/207.13  
2010/0132716 A1 \* 6/2010 Selvarajan ..... A61M 16/0666  
128/207.18  
2011/0155140 A1 \* 6/2011 Ho ..... A61M 16/0488  
128/207.18  
2011/0232649 A1 \* 9/2011 Collazo ..... A61M 16/06  
128/207.18  
2017/0246413 A1 \* 8/2017 Peets ..... A61M 16/0666

\* cited by examiner  
*Primary Examiner* — Lilyana Bekic  
*Assistant Examiner* — Aula Soroush

(57) **CLAIM**  
The ornamental design for a cushion, as shown.

**DESCRIPTION**  
FIG. 1 is a perspective view showing my design;  
FIG. 2 is a front elevational view thereof;  
FIG. 3 is a rear elevational view thereof;  
FIG. 4 is a right side elevational view thereof;  
FIG. 5 is a left side elevational view thereof;  
FIG. 6 is a top plan view thereof; and,  
FIG. 7 is a bottom plan view thereof.

**1 Claim, 4 Drawing Sheets**



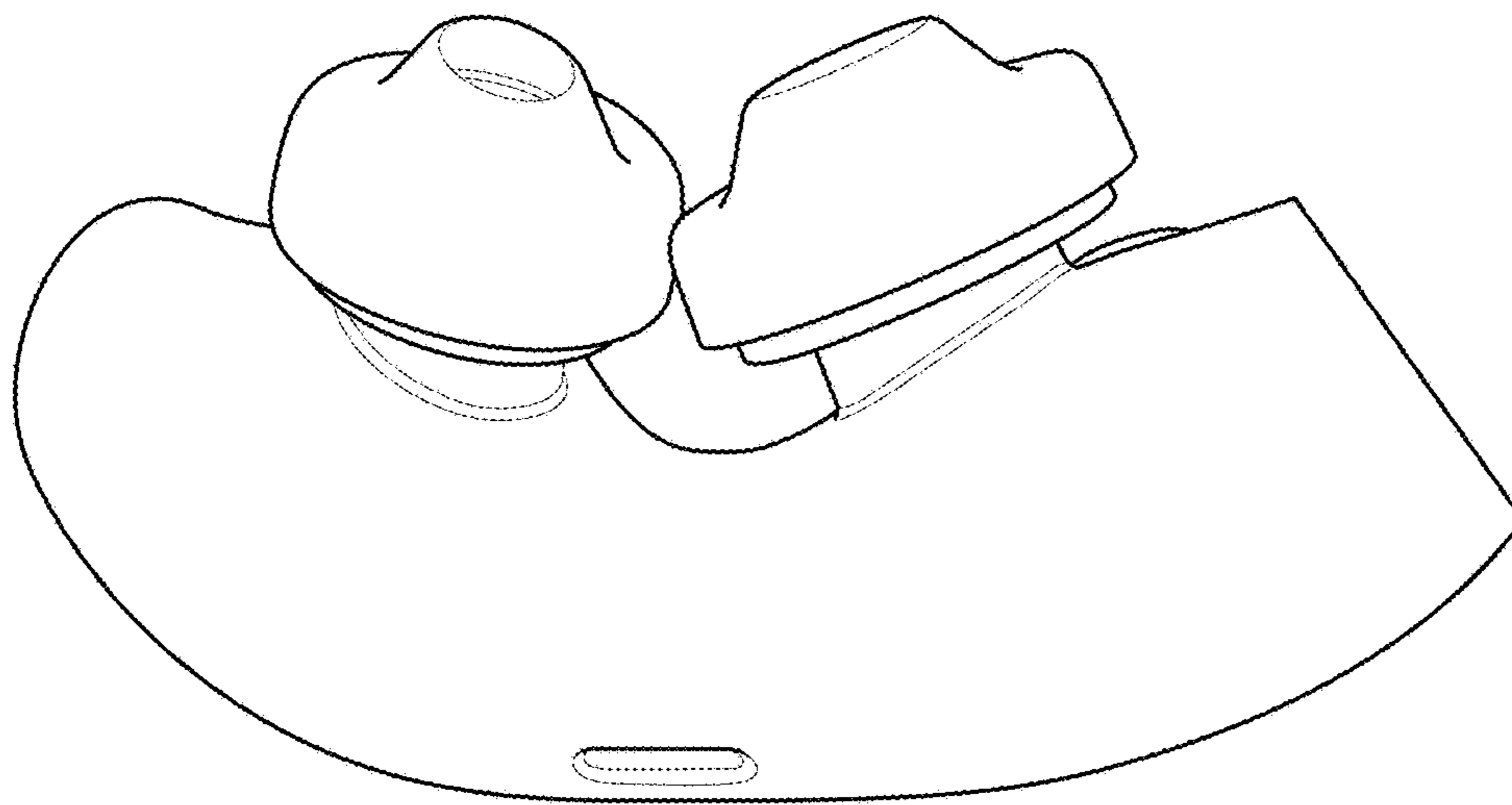


FIG. 1

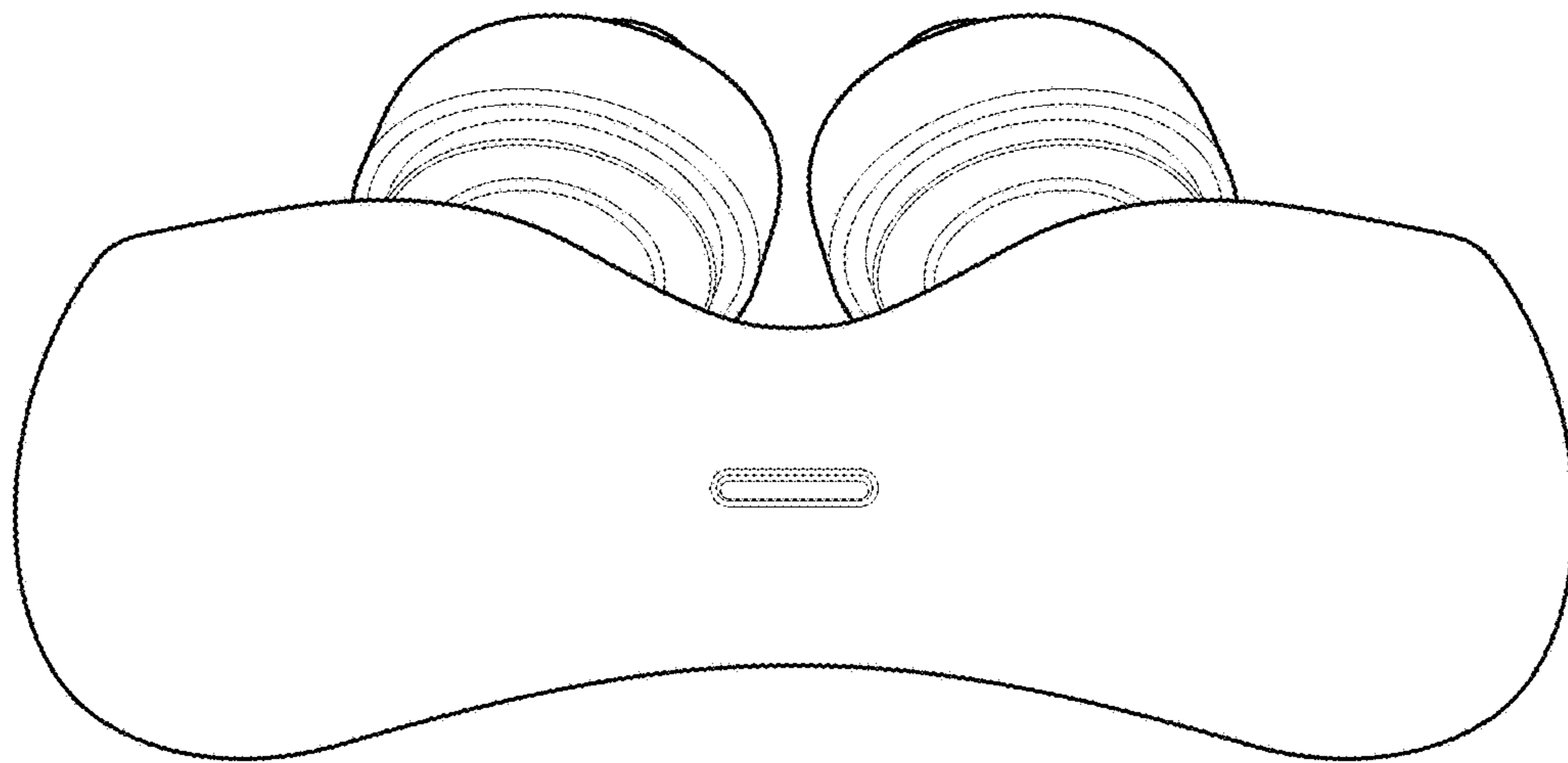


FIG. 2

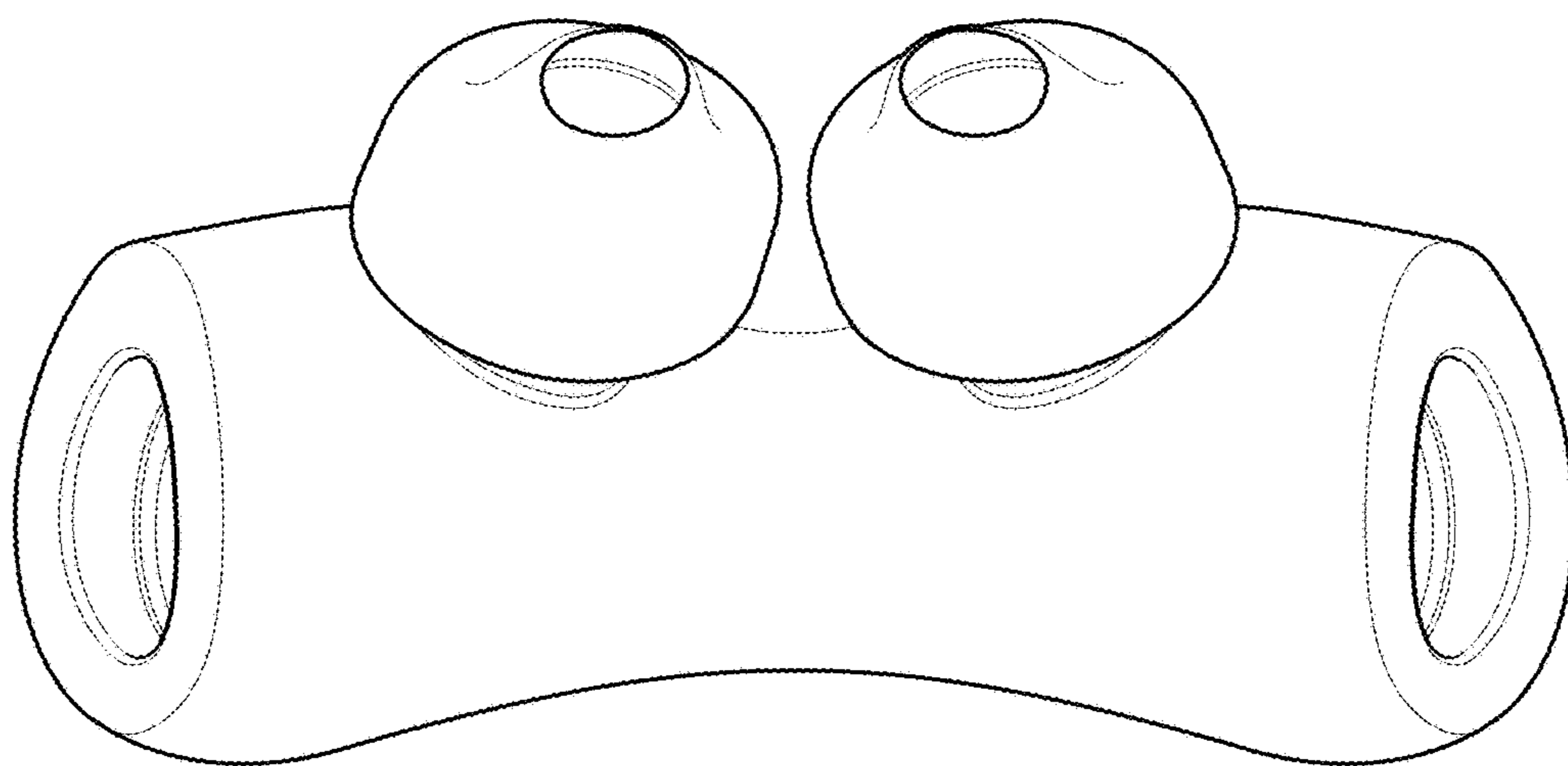


FIG. 3

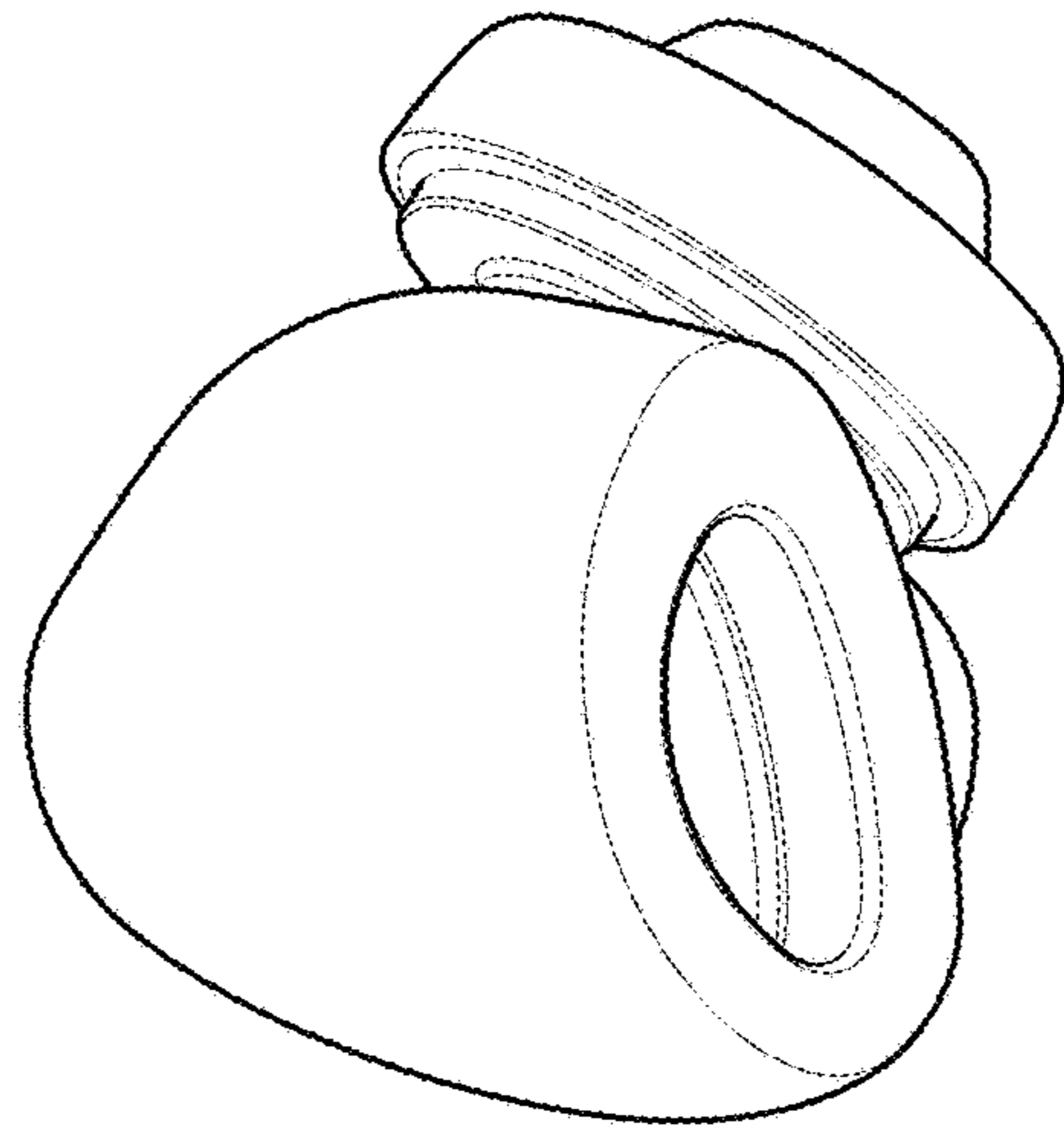


FIG. 4

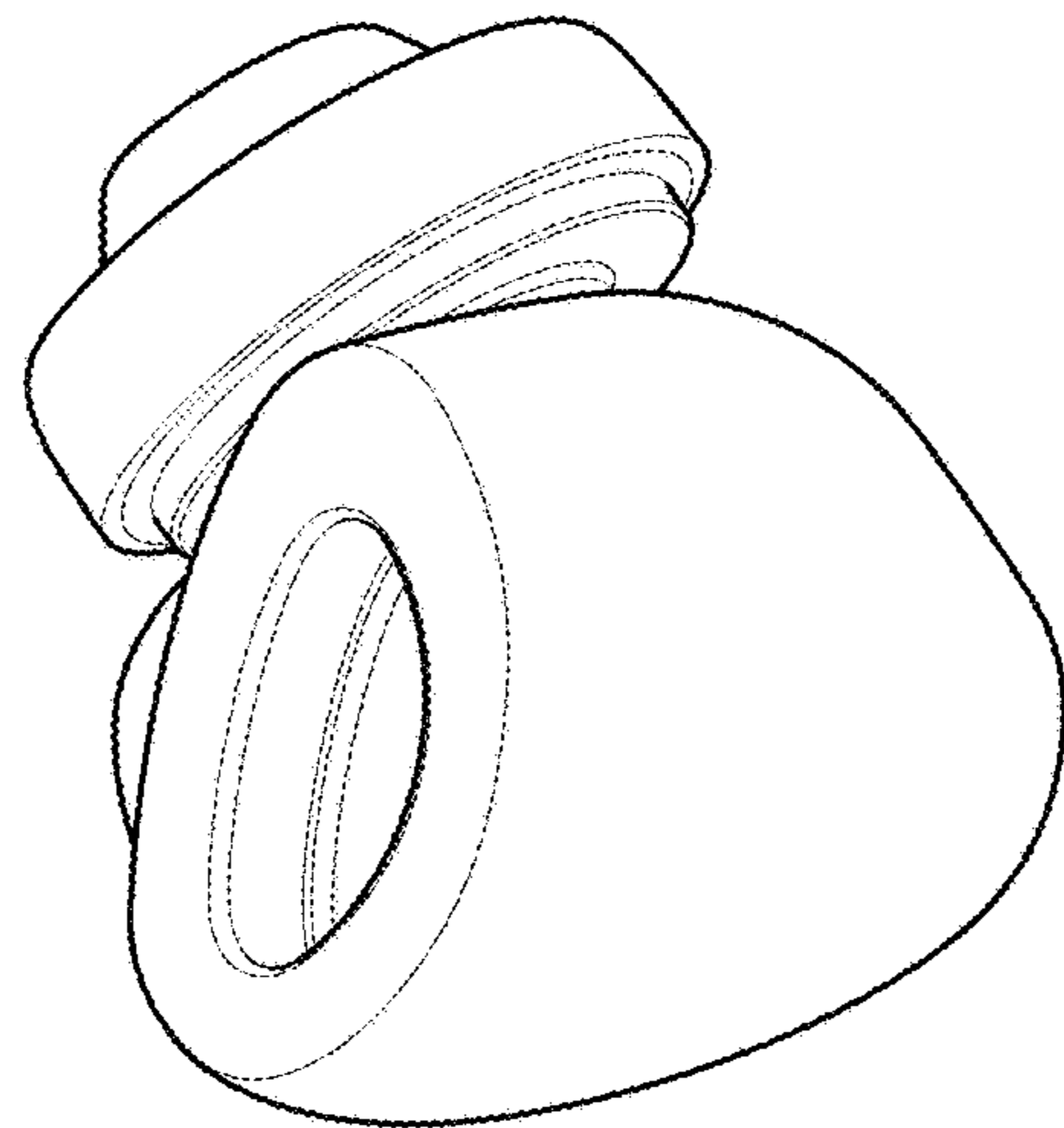


FIG. 5




FIG. 6

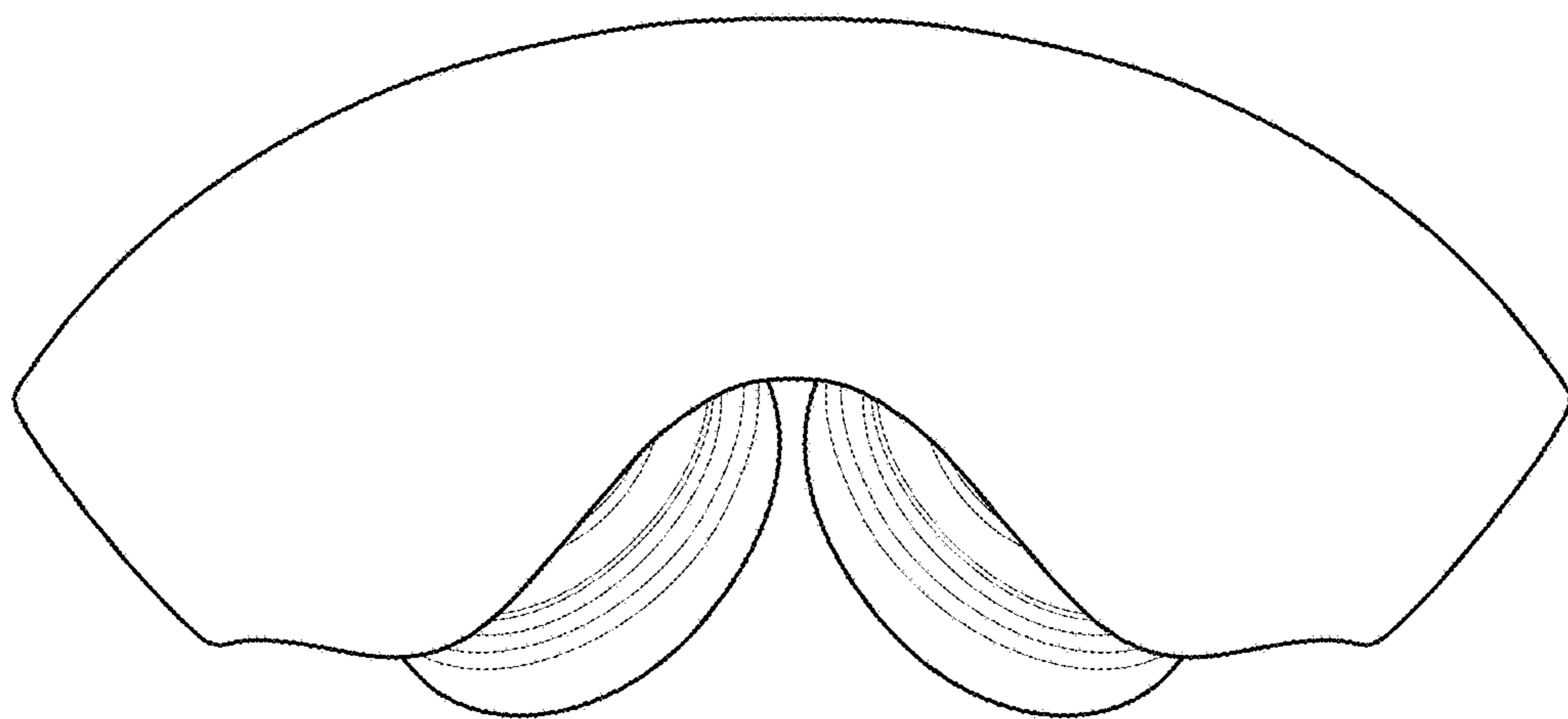


FIG. 7