



US00D848593S

(12) **United States Design Patent** (10) **Patent No.:** **US D848,593 S**
Exley (45) **Date of Patent:** **** May 14, 2019**

(54) **PERSONAL AIR COOLER**
(71) Applicant: **ONTEL PRODUCTS CORPORATION**, Fairfield, NJ (US)

D559,973 S * 1/2008 Rabito D23/412
D594,960 S * 6/2009 Orihara D23/366
D606,645 S * 12/2009 Orihara D23/366
D616,080 S 5/2010 Ching
(Continued)

(72) Inventor: **Ross Exley**, Morristown, NJ (US)
(73) Assignee: **Ontel Products Corporation**, Fairfield, NJ (US)

FOREIGN PATENT DOCUMENTS

EP 001712704-0001 6/2010
JP 1374275 11/2009
(Continued)

(**) Term: **15 Years**

(21) Appl. No.: **29/630,959**

OTHER PUBLICATIONS

Domus, vol. 767, Jan. 31, 1995, p. 108, Docket No. HB07009193:
Design Division of the Japan Patent Office.
(Continued)

(22) Filed: **Dec. 26, 2017**

(51) **LOC (11) Cl.** **23-04**

(52) **U.S. Cl.**
USPC **D23/351**

(58) **Field of Classification Search**
USPC D23/333, 335, 341, 342, 351, 353, 354,
D23/355, 356, 359, 364, 365, 370, 385,
D23/386, 388, 393
CPC F24F 1/00; F24F 1/0007; F24F 1/02; F24F
1/08; F24F 1/42; F24F 1/56; F24F 1/60;
F24F 3/044; F24F 3/048; F24F 3/16;
F24F 7/00; F24F 7/04; F24F 12/001;
F24F 12/006

See application file for complete search history.

Primary Examiner — Natasha Vujcic
(74) *Attorney, Agent, or Firm* — John S. Artz; Dickinson
Wright PLLC

(57) **CLAIM**

I claim the ornamental design for a personal air cooler, as shown and described.

DESCRIPTION

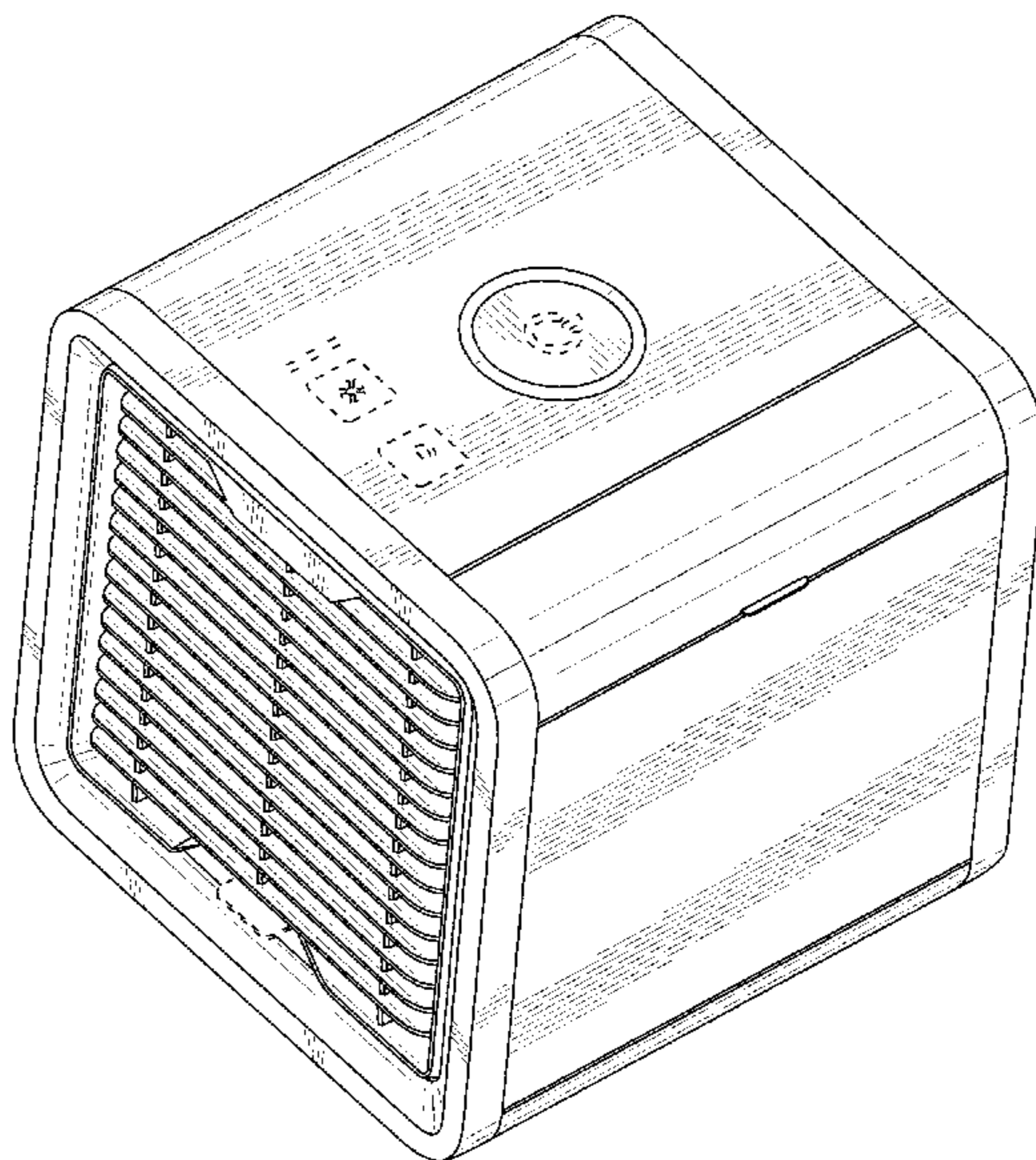
FIG. 1 is a top-side perspective view of a personal air cooler; FIG. 2 is a front view of the personal air cooler of FIG. 1; FIG. 3 is a rear view of the personal air cooler of FIG. 1; FIG. 4 is a left side view of the personal air cooler of FIG. 1; FIG. 5 is a right side view of the personal air cooler of FIG. 1; FIG. 6 is a top view of the personal air cooler of FIG. 1; and, FIG. 7 is a bottom view of the personal air cooler of FIG. 1. The broken lines in the drawings illustrate portions of the personal air cooler which form no part of the claimed design.

(56) **References Cited**

U.S. PATENT DOCUMENTS

D188,357 S * 7/1960 Klotz D23/333
D279,815 S * 7/1985 Yuen D23/356
D291,350 S * 8/1987 Sherman D23/335
D361,828 S * 8/1995 Chen D23/332
D414,253 S * 9/1999 Kobayashi D23/351
D433,111 S * 10/2000 Wright D23/351
D543,614 S * 5/2007 Chen D23/382
D553,725 S * 10/2007 Shimizu D23/351

1 Claim, 7 Drawing Sheets



(56)

References Cited

U.S. PATENT DOCUMENTS

D733,273 S *	6/2015	Jeon	D23/333
D733,860 S *	7/2015	Konno	D23/366
D804,001 S *	11/2017	Cartwright	D23/355
D827,115 S *	8/2018	Petersen	D23/333

FOREIGN PATENT DOCUMENTS

JP	1388881	5/2010
KR	30-0764177	10/2014
KR	30-0865259	7/2016

OTHER PUBLICATIONS

Global Sources Home Products, No. 10, vol. 8, p. 11, Docket No.
HB26005377: Design Division of the Japan Patent Office.
Notice of Grant issued by Japanese Patent Office Jan. 8, 2019.

* cited by examiner

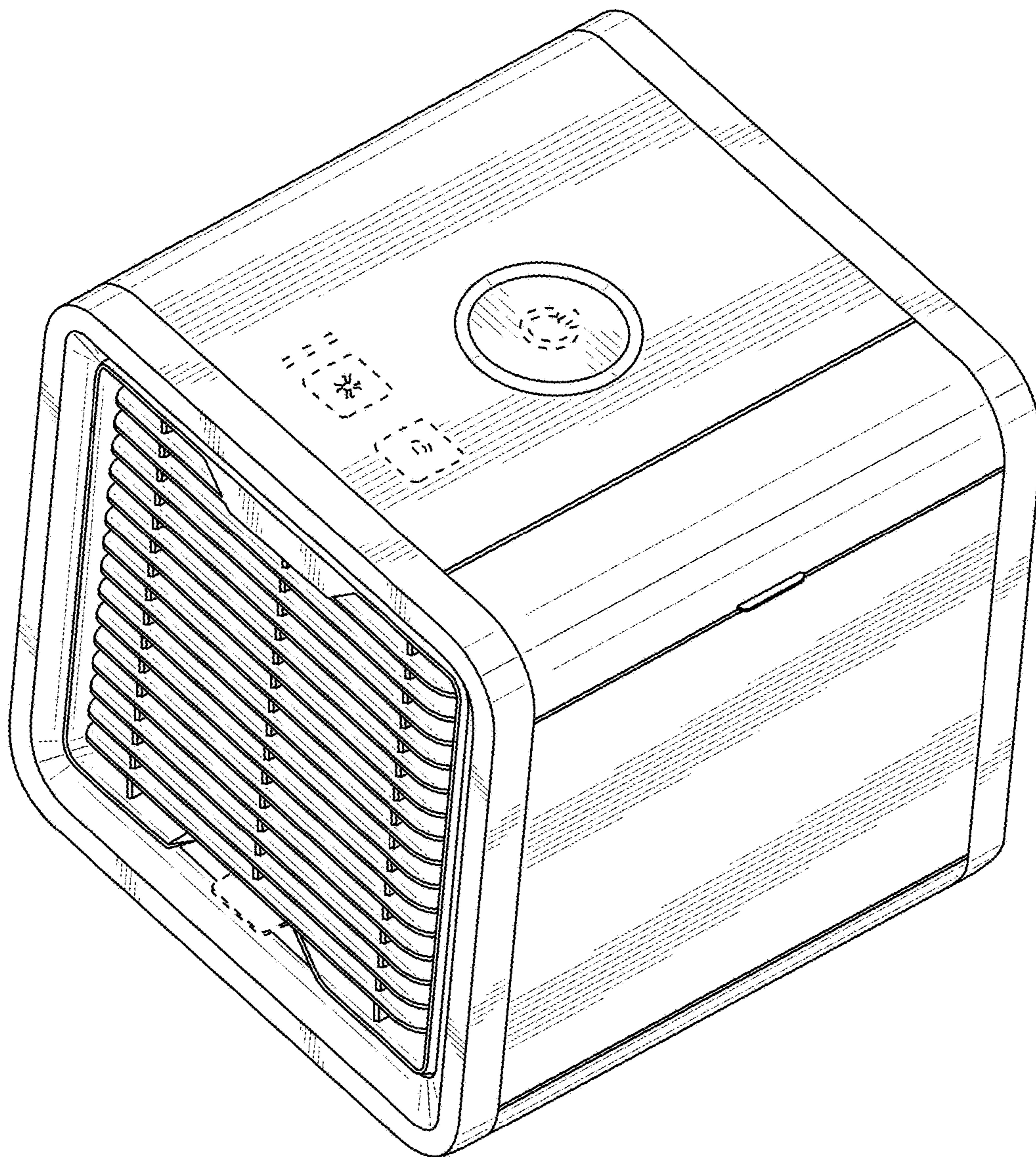


FIG. 1

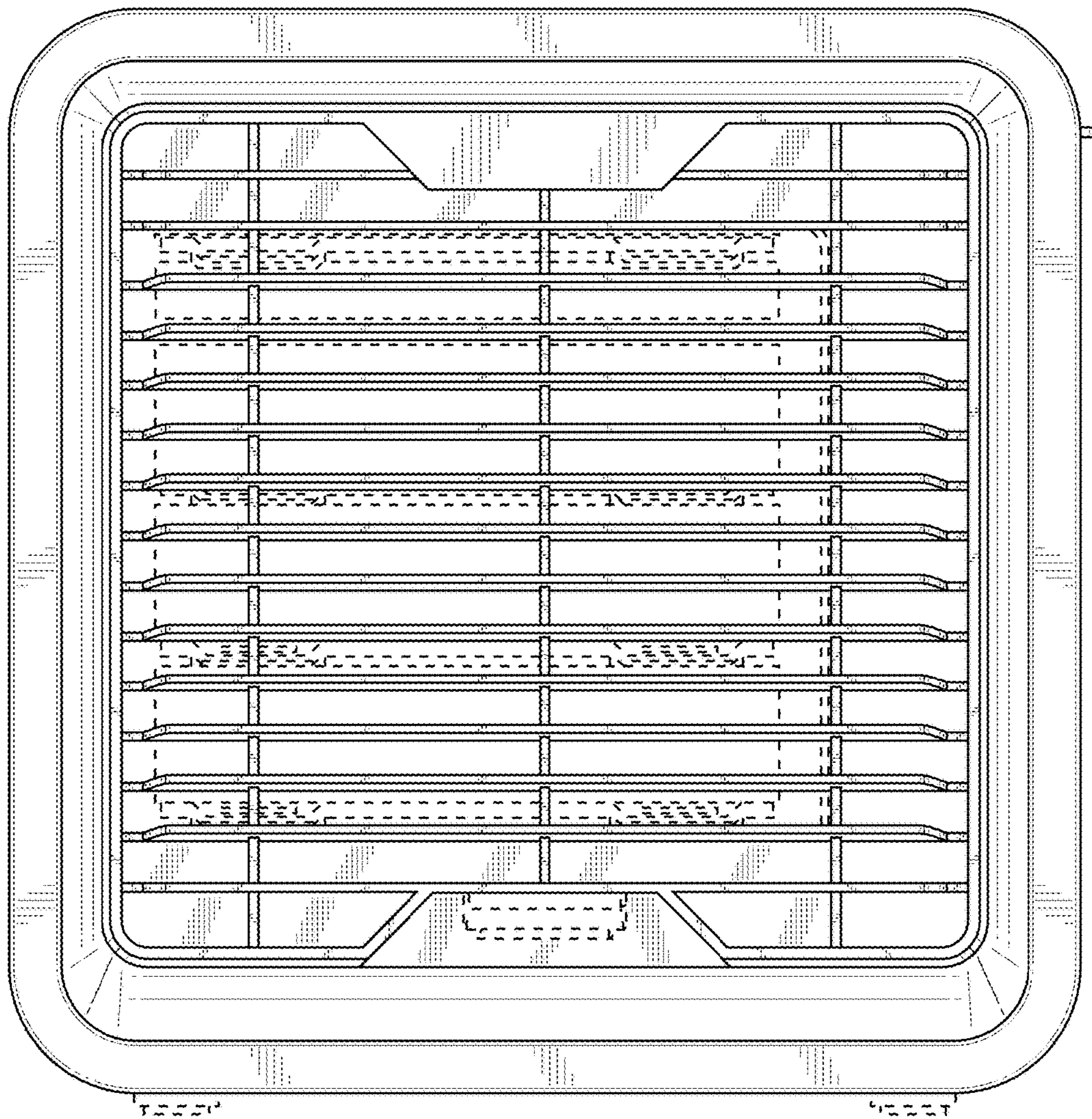


FIG. 2

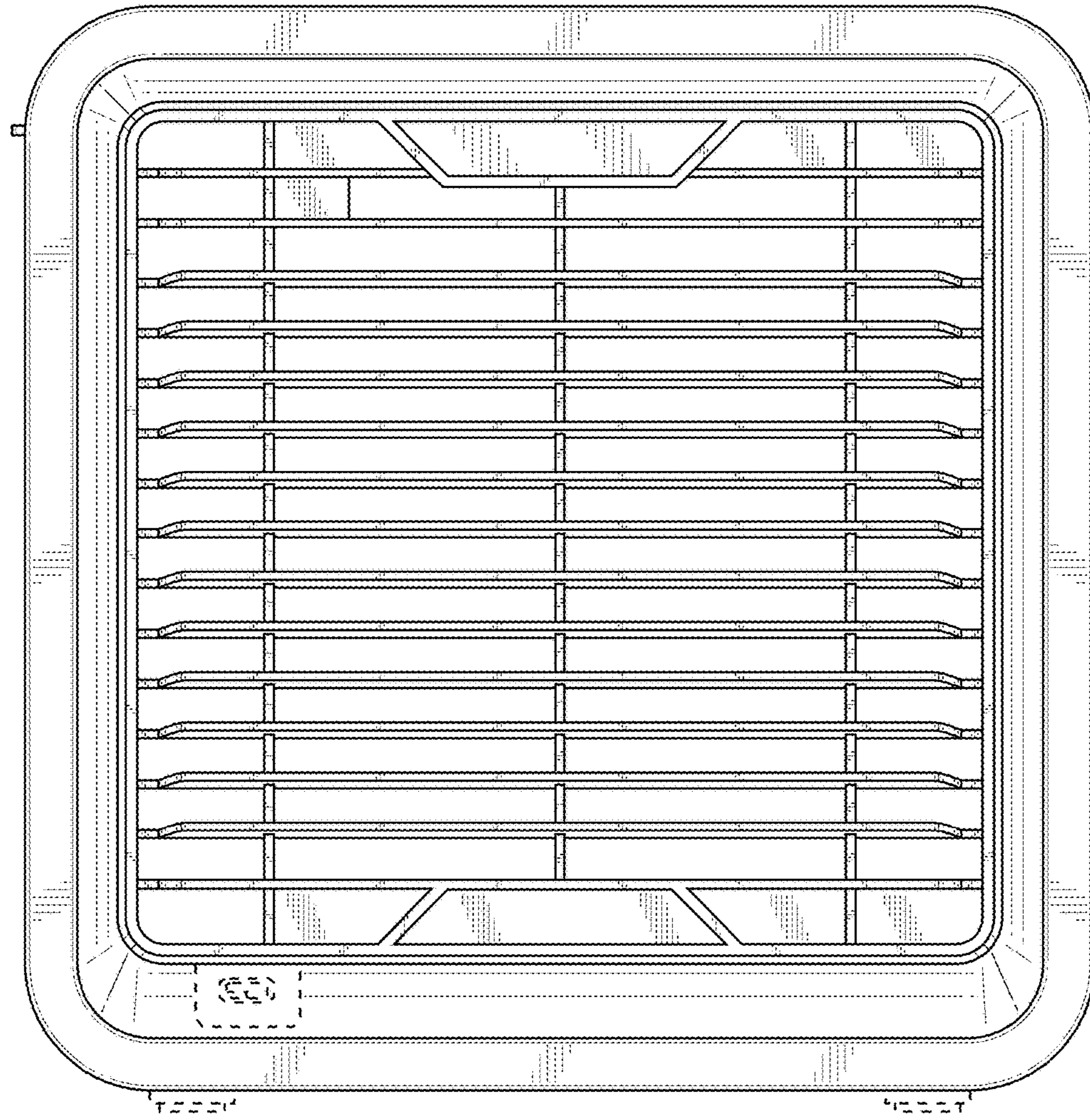


FIG. 3

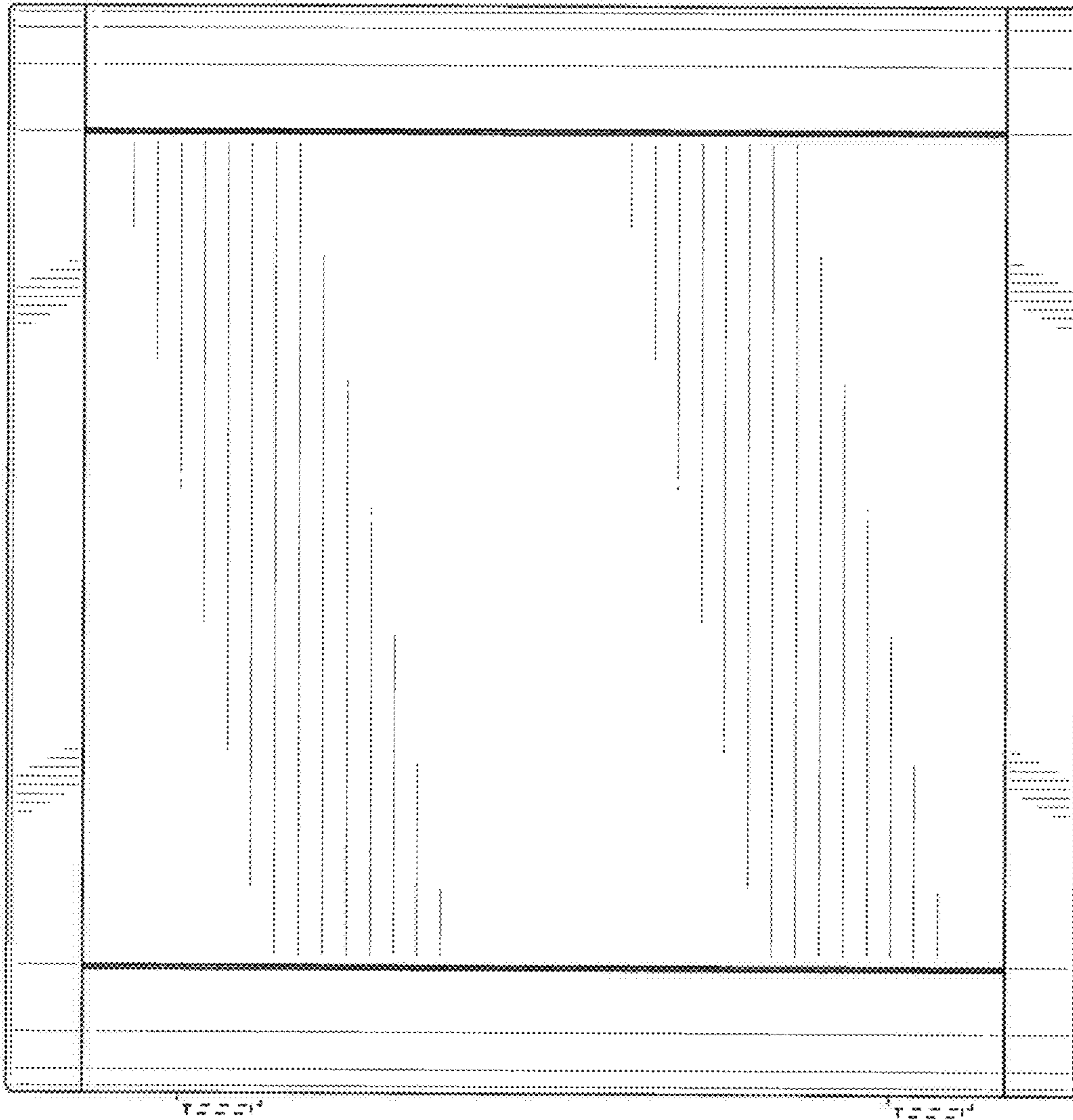


FIG. 4

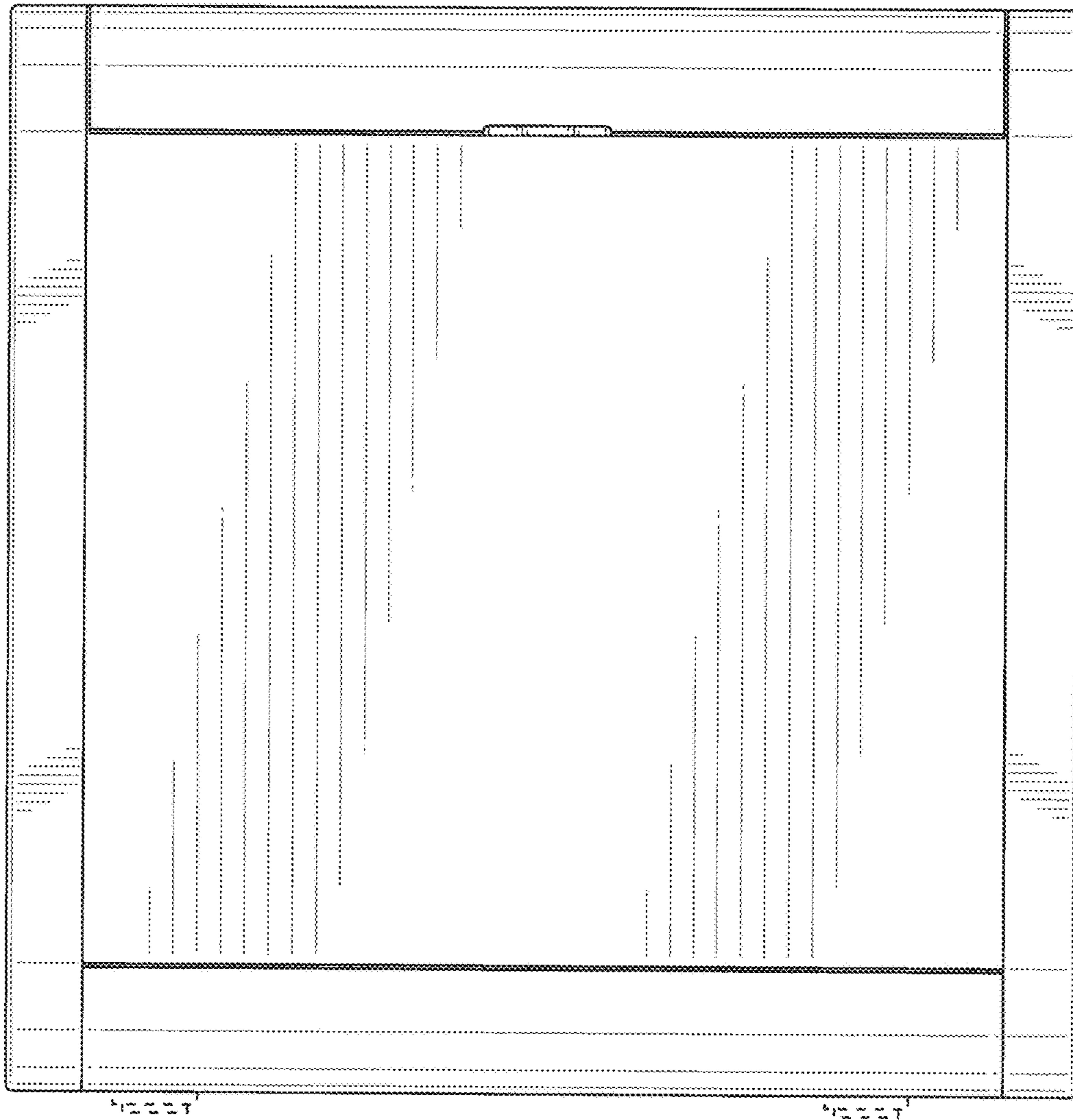


FIG. 5

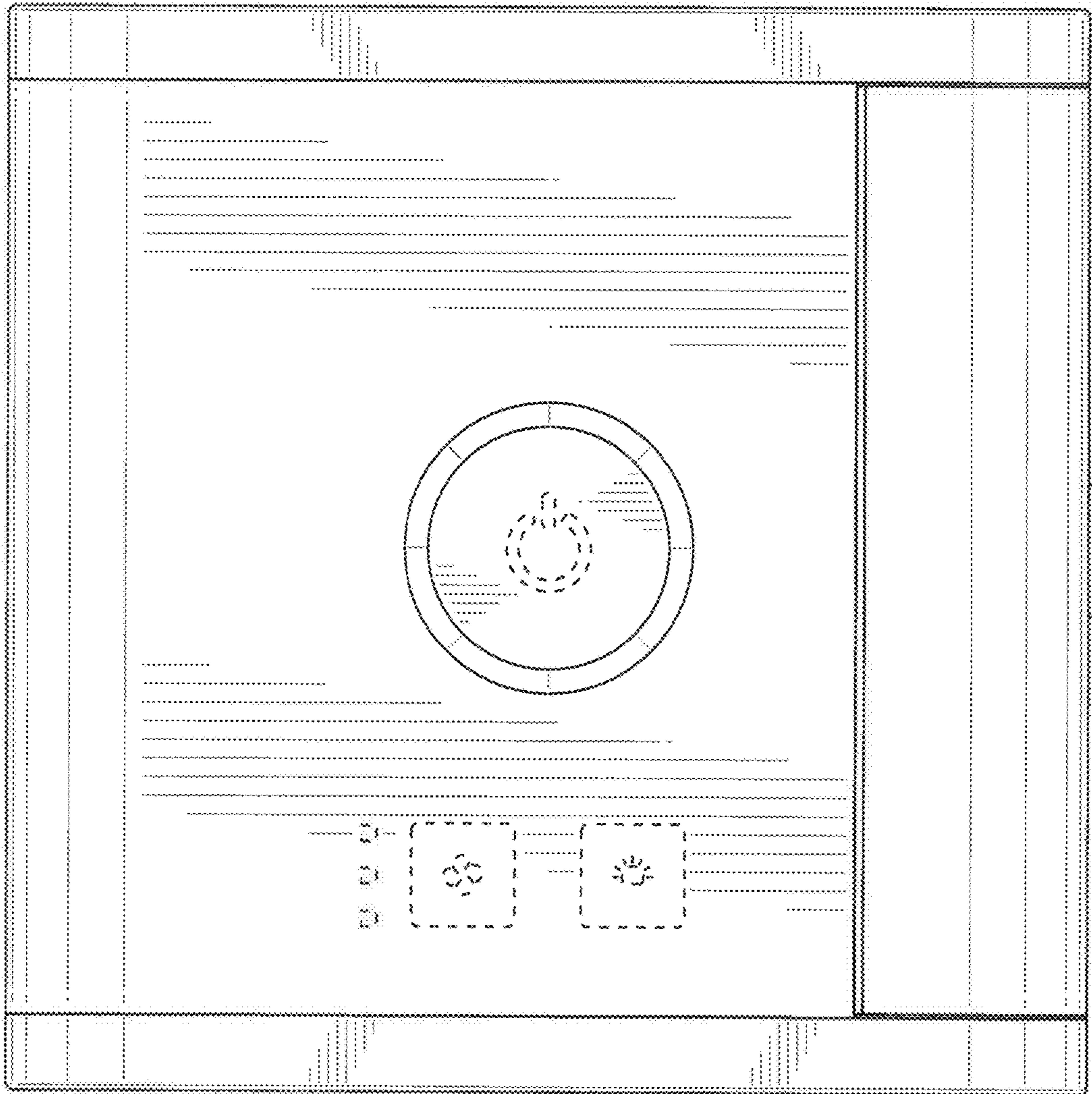


FIG. 6

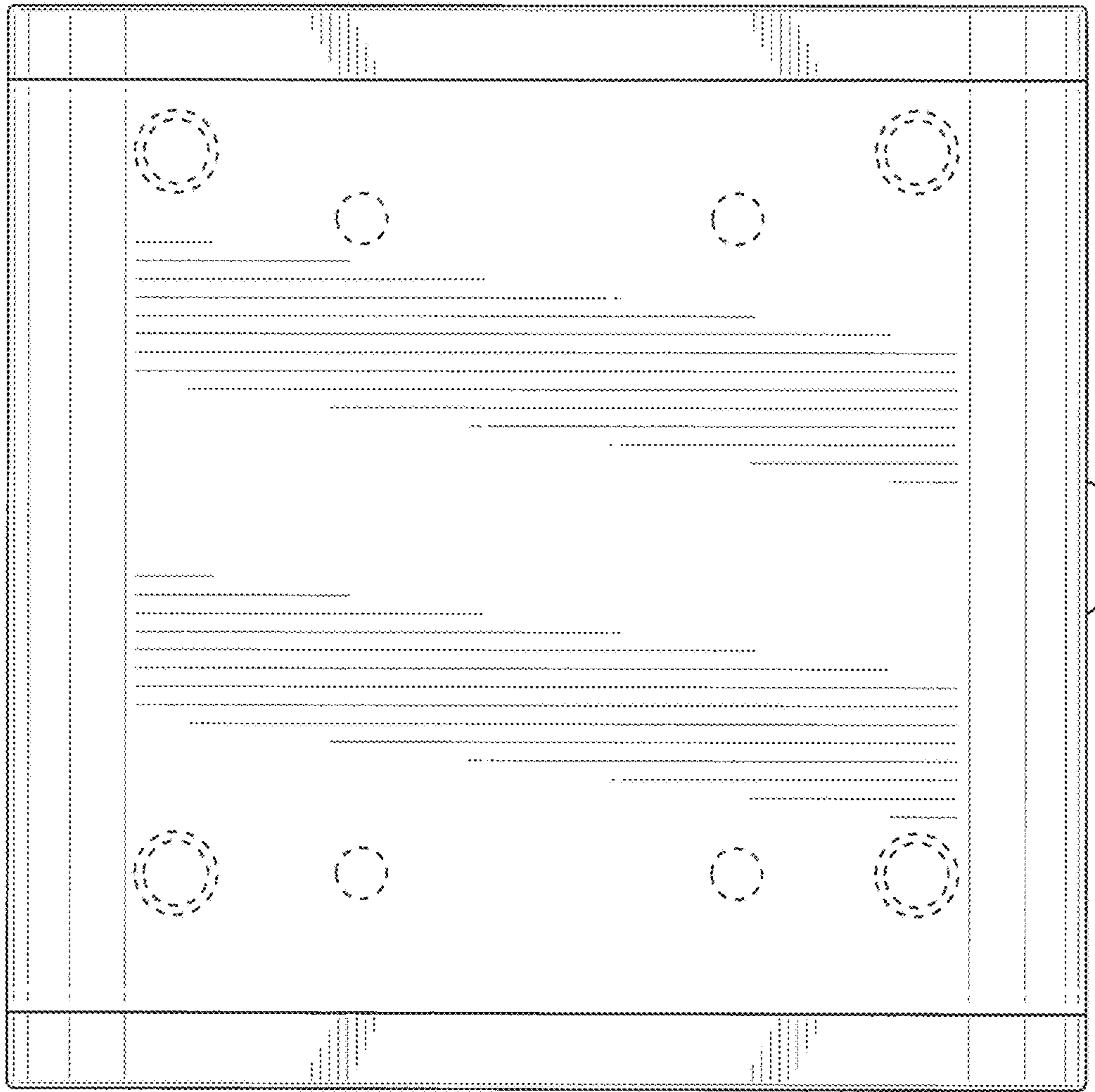


FIG. 7