



US00D848537S

(12) **United States Design Patent** (10) **Patent No.:** **US D848,537 S**
Chen (45) **Date of Patent:** **** May 14, 2019**

(54) **TOY ANIMAL FOR RIDING**
(71) Applicant: **PonyCycle Inc.**, La Jolla, CA (US)
(72) Inventor: **Bo Chen**, La Jolla, CA (US)
(73) Assignee: **PonyCycle Inc.**, La Jolla, CA (US)
(**) Term: **15 Years**
(21) Appl. No.: **29/634,414**
(22) Filed: **Jan. 22, 2018**

(30) **Foreign Application Priority Data**
Nov. 17, 2017 (EM) 004510691-0002
(51) **LOC (11) Cl.** **21-01**
(52) **U.S. Cl.**
USPC **D21/429; D21/416**
(58) **Field of Classification Search**
USPC D21/416, 429, 576, 591, 620
CPC A63G 13/06; A63G 19/00; A63G 13/08
See application file for complete search history.

(56) **References Cited**
U.S. PATENT DOCUMENTS
D258,319 S * 2/1981 Cox D21/620
D258,371 S * 2/1981 Cox D21/620
D267,727 S * 1/1983 Doe D21/429
D269,986 S * 8/1983 Zacherle D21/620
4,497,500 A * 2/1985 Mercurio A63G 19/00
280/1.13
D340,955 S * 11/1993 Hoffmaster D21/429
D341,168 S * 11/1993 Martin D21/429

D345,390 S * 3/1994 Spence, Jr. D21/406
D359,314 S * 6/1995 Baerenwald D21/429
D403,716 S * 1/1999 Loots D21/416
D410,703 S * 6/1999 Kiss D21/416
D418,179 S * 12/1999 Hansen D21/620
D432,181 S * 10/2000 Barber D21/416
D545,915 S * 7/2007 Kurth D21/416
D636,034 S * 4/2011 Oestreicher D21/620
D669,544 S * 10/2012 Hornsby D21/620
D733,810 S * 7/2015 Song D21/620
2008/0070710 A1 * 3/2008 Drosendahl A63G 13/02
472/102
2008/0132343 A1 * 6/2008 Blumenthal A63G 13/08
472/103
2014/0206465 A1 * 7/2014 Gibson A63G 13/06
472/101

* cited by examiner

Primary Examiner — Robin V Webster
Assistant Examiner — Keith J Wilson
(74) *Attorney, Agent, or Firm* — Maier & Maier, PLLC

(57) **CLAIM**
The ornamental design for a toy animal for riding, as shown and described.

DESCRIPTION

FIG. 1 is a front perspective view of a toy animal for riding;
FIG. 2 is a right side view thereof;
FIG. 3 is a front view thereof;
FIG. 4 is a left side view thereof;
FIG. 5 is a rear view thereof;
FIG. 6 is a bottom plan view thereof; and,
FIG. 7 is a top plan view thereof.

1 Claim, 7 Drawing Sheets




FIG. 1



FIG. 2




FIG. 3

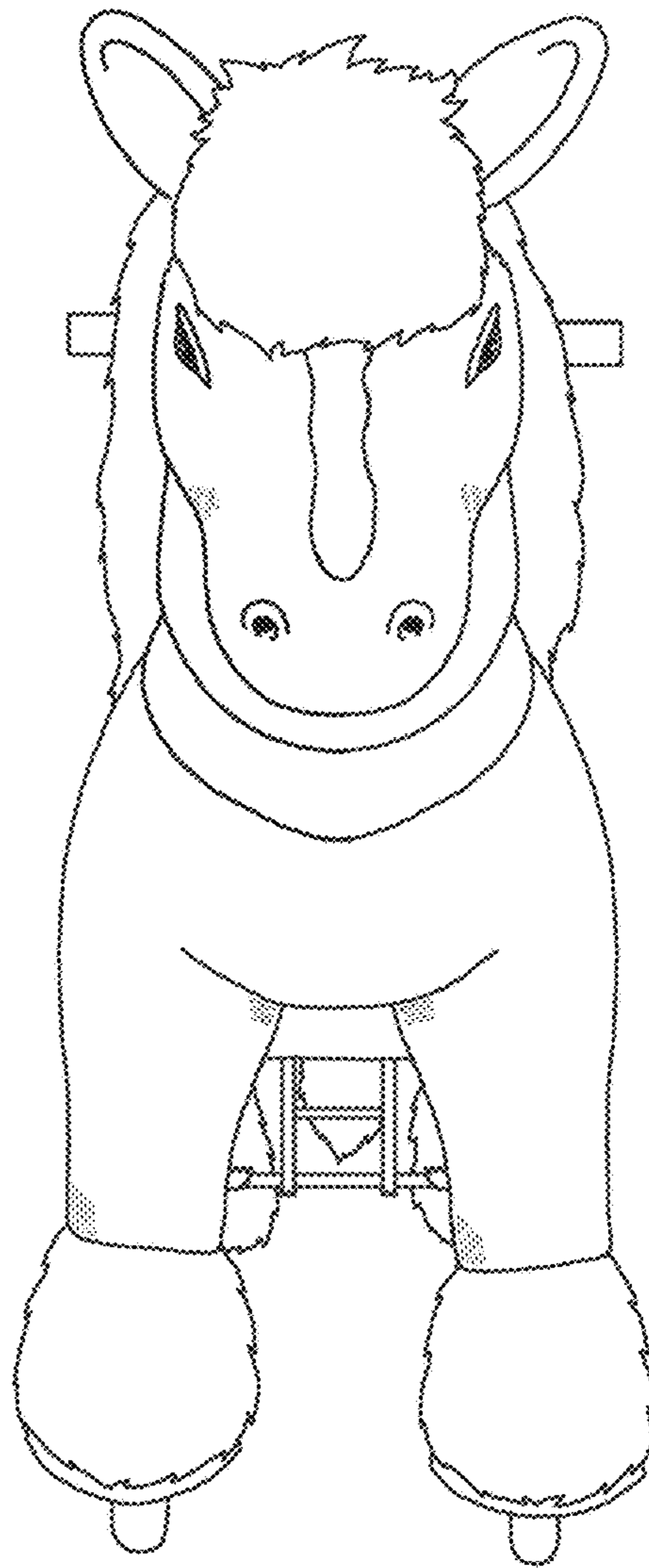


FIG. 4




FIG. 5

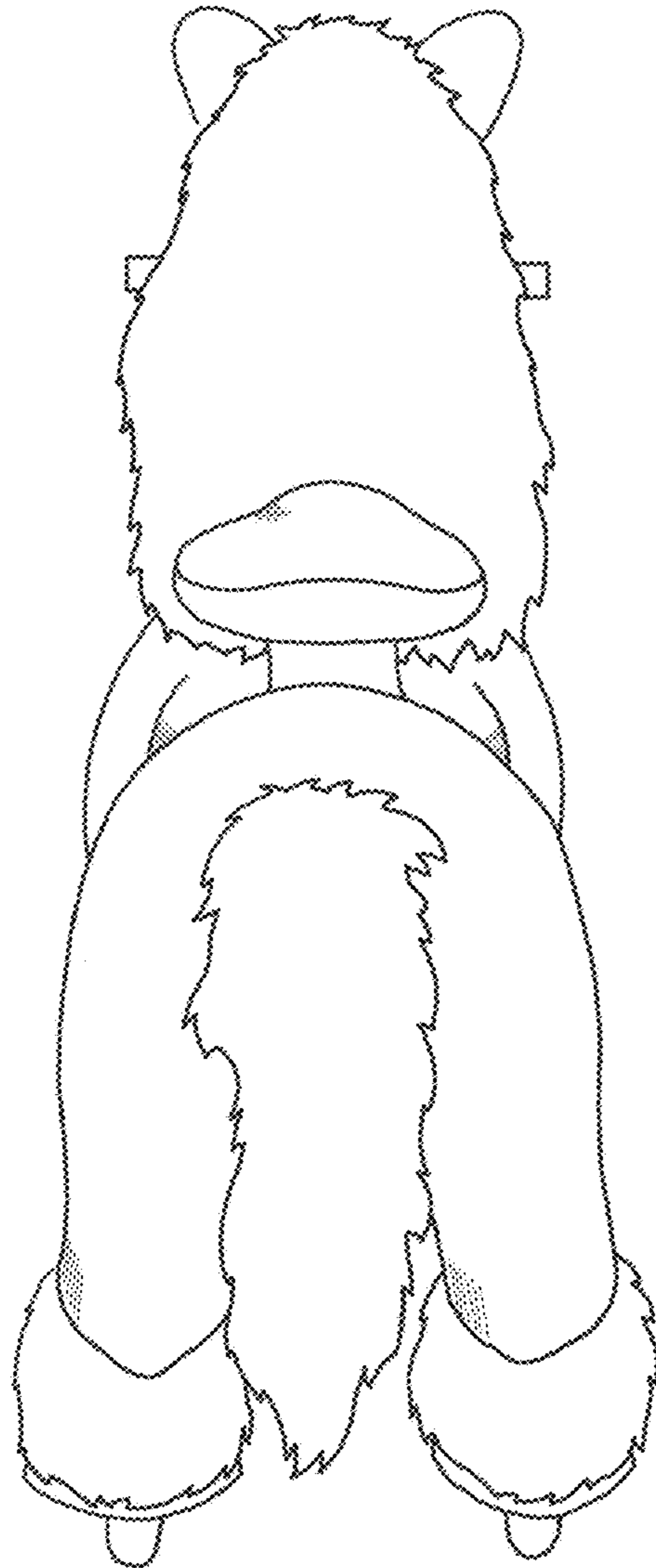


FIG. 6

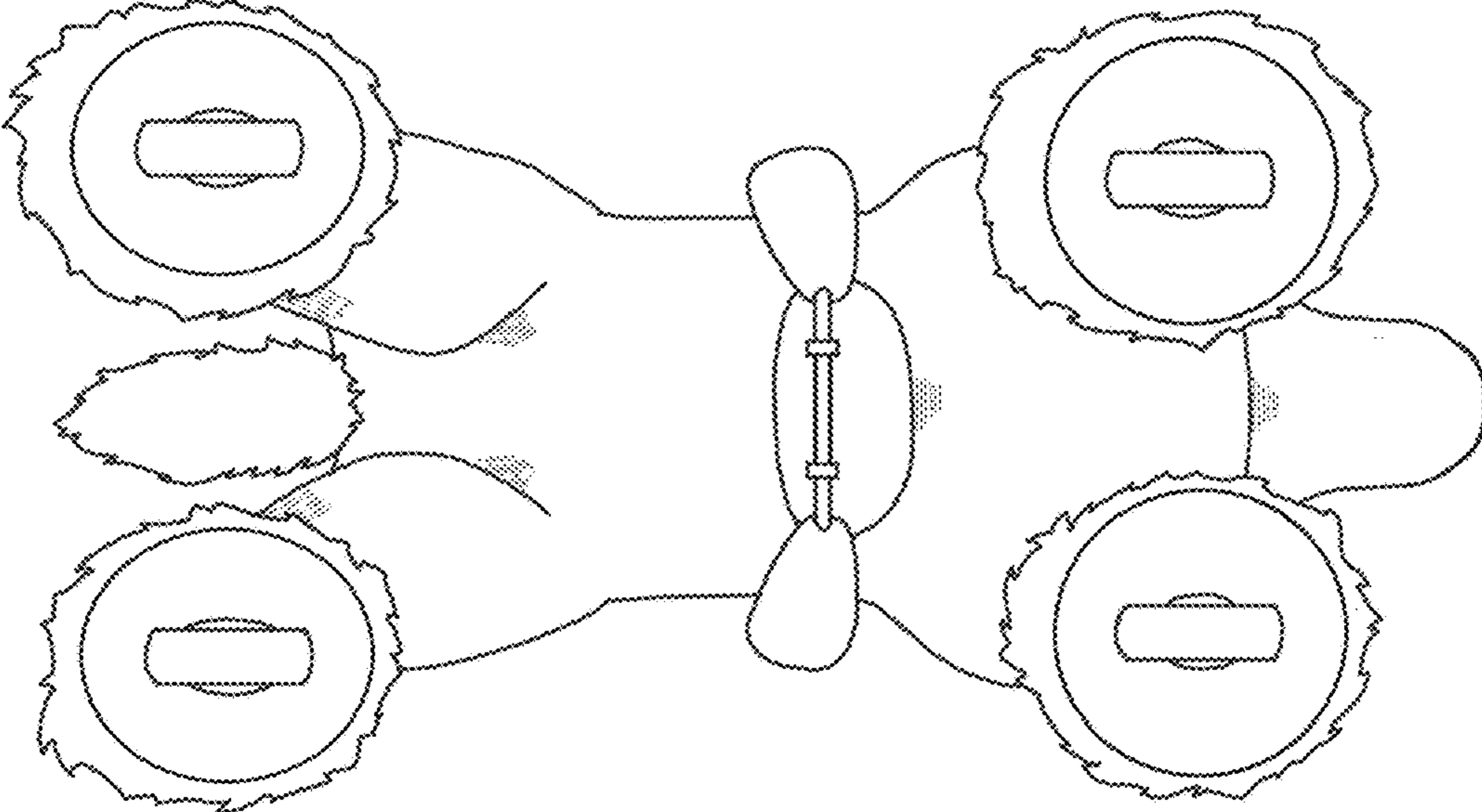


FIG. 7

