



US00D848495S

(12) **United States Design Patent** (10) **Patent No.:** **US D848,495 S**
Maeno et al. (45) **Date of Patent:** **** May 14, 2019**

(54) **CUTTING TOOL**

(71) Applicant: **SUMITOMO ELECTRIC
HARDMETAL CORP.**, Itami-shi (JP)

(72) Inventors: **Hideo Maeno**, Itami (JP); **Yosuke
Shimamoto**, Itami (JP); **Naoki
Matsuda**, Itami (JP)

(73) Assignee: **Sumitomo Electric Hardmetal Corp.**,
Itami-shi (JP)

(**) Term: **15 Years**

(21) Appl. No.: **29/592,600**

(22) Filed: **Jan. 31, 2017**

(30) **Foreign Application Priority Data**

| | | | |
|---------------|------|-------|-------------|
| Jun. 17, 2016 | (JP) | | 2016-013008 |
| Jun. 17, 2016 | (JP) | | 2016-013009 |
| Jun. 17, 2016 | (JP) | | 2016-013010 |
| Jun. 17, 2016 | (JP) | | 2016-013011 |
| Jun. 17, 2016 | (JP) | | 2016-013012 |

(51) **LOC (11) Cl.** **15-03**

(52) **U.S. Cl.**
USPC **D15/139**

(58) **Field of Classification Search**
USPC D15/131, 138, 139, 140; D8/70
CPC B23C 5/207; B23C 5/06; B23C 2200/125;
B23C 5/202; B23C 2200/203; B23C
2200/208; B23C 2210/168; B23C 5/109;
(Continued)

(56) **References Cited**

U.S. PATENT DOCUMENTS

| | | | | | |
|------------|---|--------|----------|-------|---------|
| D503,181 S | * | 3/2005 | Kasperik | | D15/139 |
| D522,025 S | * | 5/2006 | Niebauer | | D15/139 |

(Continued)

Primary Examiner — Khawaja Anwar

(74) *Attorney, Agent, or Firm* — Baker Botts L.L.P.;
Michael A. Sartori


(57) **CLAIM**

The ornamental design for a cutting tool, as shown and described.

DESCRIPTION

FIG. 1 is a front view of a cutting tool in accordance with an Embodiment of the present design;
 FIG. 2 is a rear view thereof;
 FIG. 3 is a top view thereof;
 FIG. 4 is a bottom view thereof;
 FIG. 5 is a right side view thereof;
 FIG. 6 is a left side view thereof;
 FIG. 7 is a perspective view thereof;
 FIG. 8 is an enlarged view of 8-8 portion of FIG. 3;
 FIG. 9 is an enlarged perspective view of 8-8 portion of FIG. 3;
 FIG. 10 is an enlarged front view of 8-8 portion of FIG. 3;
 FIG. 11 is an enlarged rear view of 8-8 portion of FIG. 3;
 FIG. 12 is an enlarged left side view of 8-8 portion of FIG. 3;
 FIG. 13 is a cross sectional view taken along line 13-13 of FIG. 3;
 FIG. 14 is a cross sectional view taken along line 14-14 of FIG. 3;
 FIG. 15 is a cross sectional view taken along line 15-15 of FIG. 8;
 FIG. 16 is a cross sectional view taken along line 16-16 of FIG. 8;
 FIG. 17 is a cross sectional view taken along line 17-17 of FIG. 8;
 FIG. 18 is a cross sectional view taken along line 18-18 of FIG. 8;
 FIG. 19 is a cross sectional view taken along line 19-19 of FIG. 8; and,
 FIG. 20 is a referential enlarged perspective view of 8-8 portion of FIG. 3.

1 Claim, 17 Drawing Sheets



(58) **Field of Classification Search**

CPC B23C 2200/128; B23C 2200/205; B23C 2200/367; B23C 5/20; B23C 5/2221; B23C 2200/286; B23C 2200/0461; B23C 2200/0494; B23C 2200/085; B23C 2200/165; B23C 2200/201; B23C 2210/045; B23C 5/10; B23C 2200/0411; B23C 2200/0416; B23C 2200/0455; B23C 2200/123; B23C 2210/0457; B23C 5/006; B23C 5/2247; B23C 5/28; B23C 2200/0422; B23C 2200/0433; B23C 2200/0444; B23C 2200/045; B23C 2200/0477; B23C 2200/0483; B23C 2200/08; B23C 2200/086; B23C 2200/126; B23C 2200/164; B23C 2200/168; B23C 2200/28; B23C 2200/366; B23C 2210/16; B23C 2210/161; B23C 2220/16; B23C 2228/10; B23C 2250/12; B23C 5/08; B23C 5/16; B23C 5/205; B23C 5/2213; B23C 5/2273; B23C 2200/0466; B23C 2200/12; B23C 2200/16; B23C 2200/161; B23C 2200/167; B23C 2200/206; B23C 2200/243; B23C 2200/246; B23C 2200/283; B23C 2200/326; B23C 2200/361; B23C 2200/368; B23C 2210/02; B23C 2210/03; B23C 2210/0414; B23C 2210/0428; B23C 2210/163; B23C 2210/202; B23C 2210/244; B23C 2210/28; B23C 2210/66;

B23C 2220/44; B23C 2220/56; B23C 2220/60; B23C 2222/28; B23C 2222/32; B23C 2224/04; B23C 2224/28; B23C 2224/36; B23C 2226/125; B23C 2226/18; B23C 2228/04; B23C 2240/24; B23C 2240/245; B23C 2240/32; B23C 2250/04; B23C 2260/28; B23C 2265/08; B23C 3/12; B23C 5/003; B23C 5/1027; B23C 5/1045; B23C 5/18; B23C 5/22; B23C 5/2204; B23C 5/2208; B23C 5/2239; B23C 5/2269; B23C 5/2406; B23C 5/241; B23C 5/242; B23C 5/2462; B23C 5/2472
See application file for complete search history.

(56)

References Cited

U.S. PATENT DOCUMENTS

| | | | | | | |
|--------------|----|---|---------|----------|-------|-----------------------|
| D523,040 | S | * | 6/2006 | Niebauer | | D15/139 |
| D632,320 | S | * | 2/2011 | Chen | | D15/139 |
| D718,357 | S | * | 11/2014 | Park | | D15/139 |
| D786,952 | S | * | 5/2017 | Jeong | | D15/139 |
| D794,103 | S | * | 8/2017 | Jeong | | D15/139 |
| D806,150 | S | * | 12/2017 | Komiyama | | D15/139 |
| D816,744 | S | * | 5/2018 | Lee | | D15/139 |
| D822,080 | S | * | 7/2018 | Oh | | D15/139 |
| D822,731 | S | * | 7/2018 | Yoshida | | D15/139 |
| D829,785 | S | * | 10/2018 | Sakai | | D15/139 |
| 2005/0214080 | A1 | * | 9/2005 | Satran | | B23C 5/109 407/113 |
| 2012/0027530 | A1 | * | 2/2012 | Agic | | B23C 5/109 407/114 |

* cited by examiner

FIG.1




FIG.2

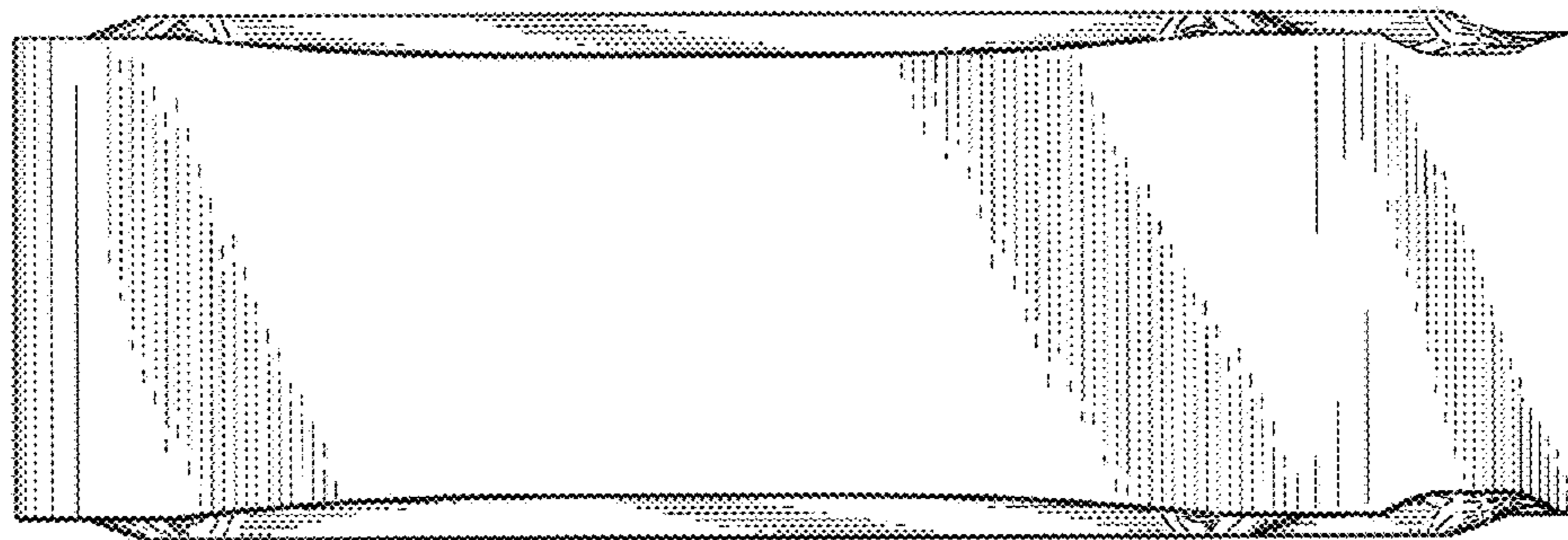


FIG.3

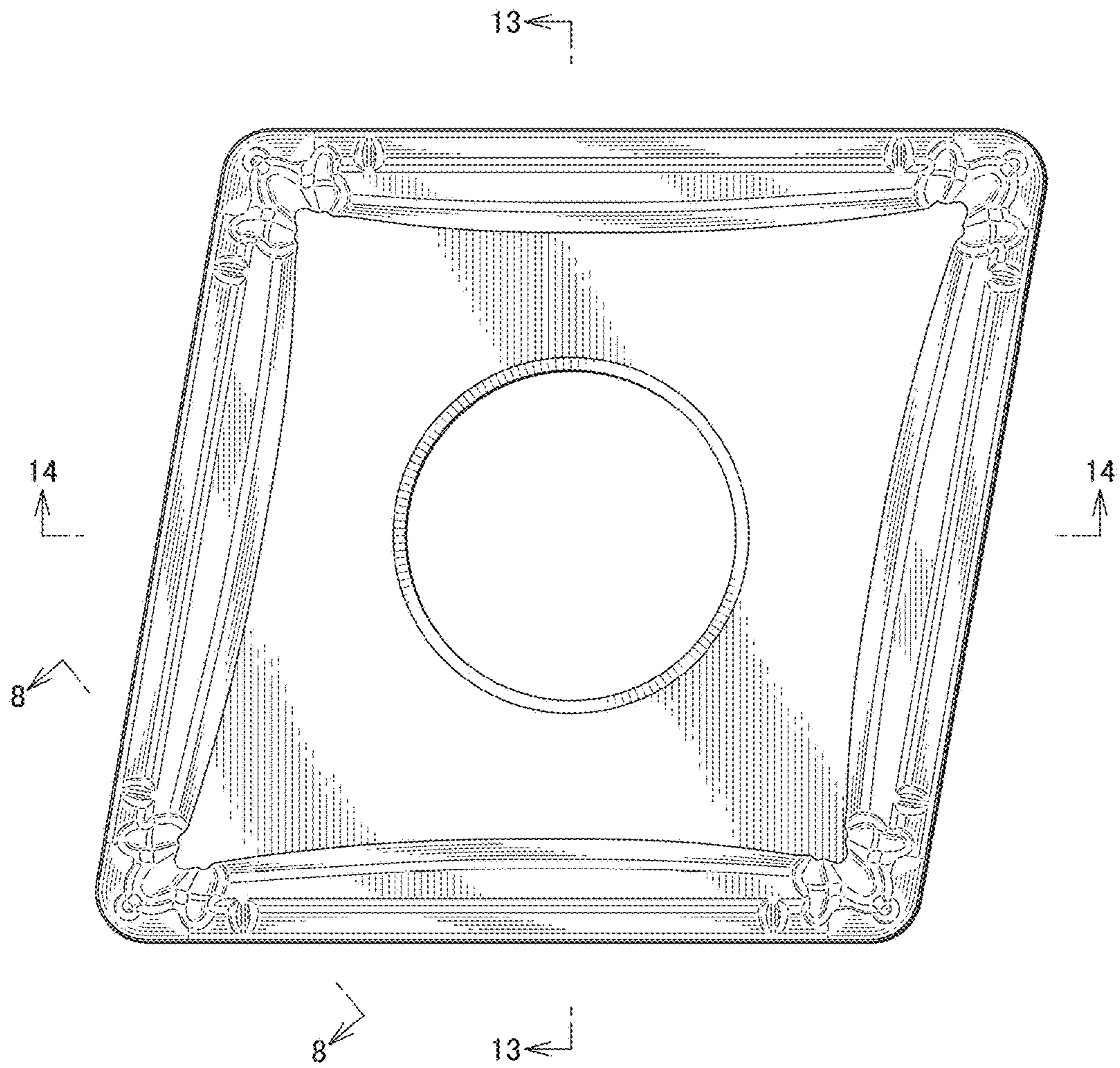


FIG.4

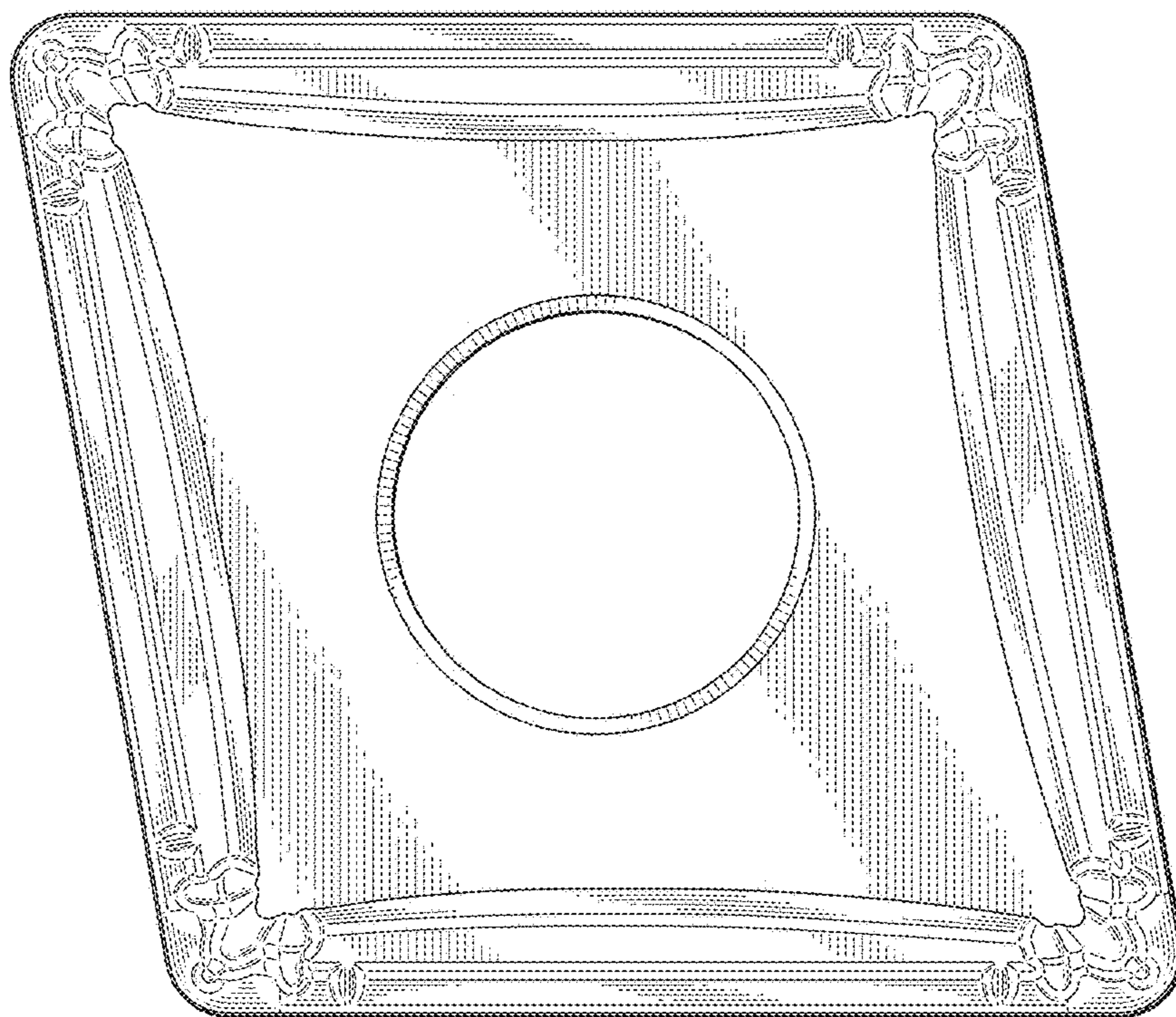


FIG.5




FIG.6




FIG.7

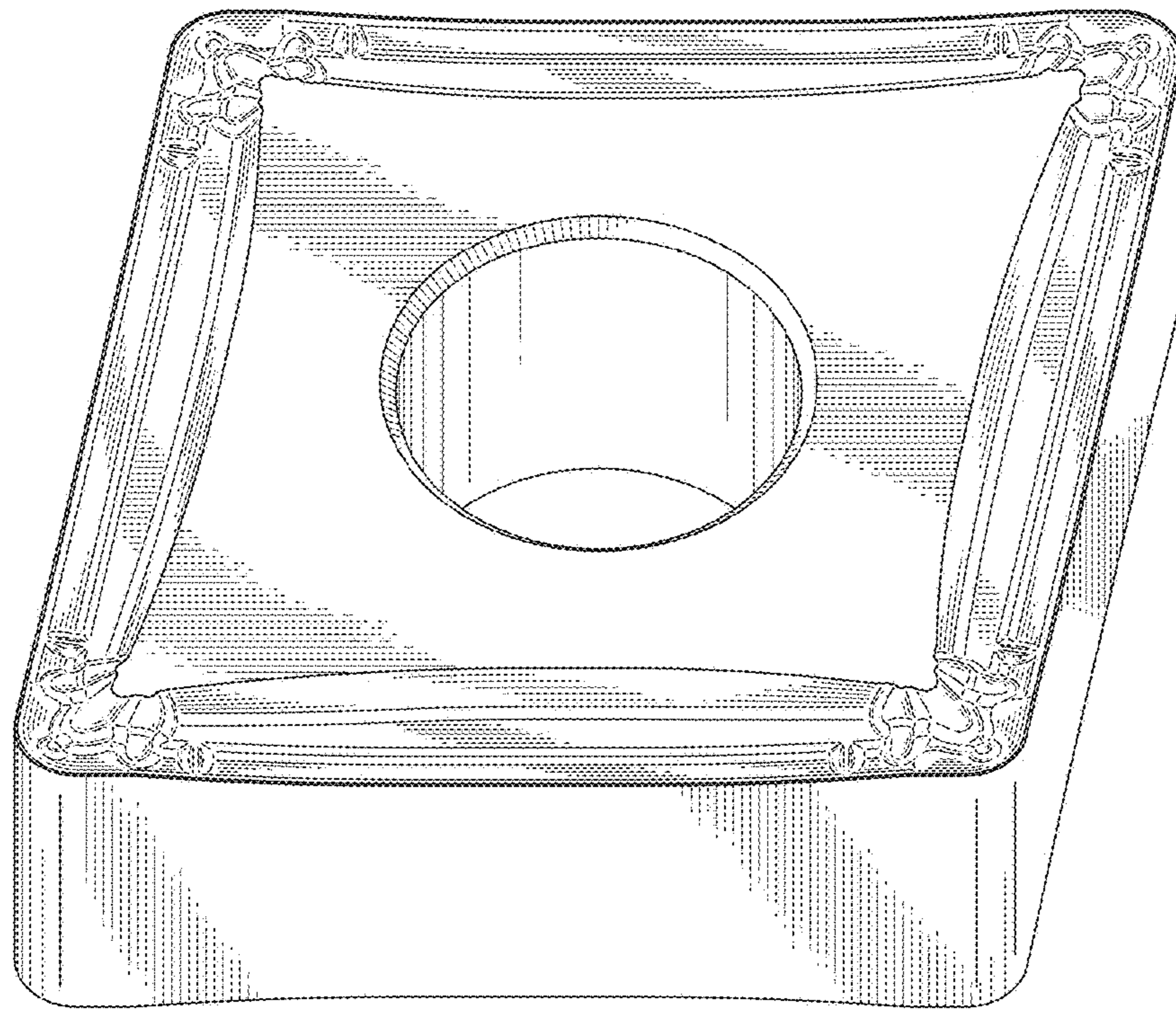


FIG.8

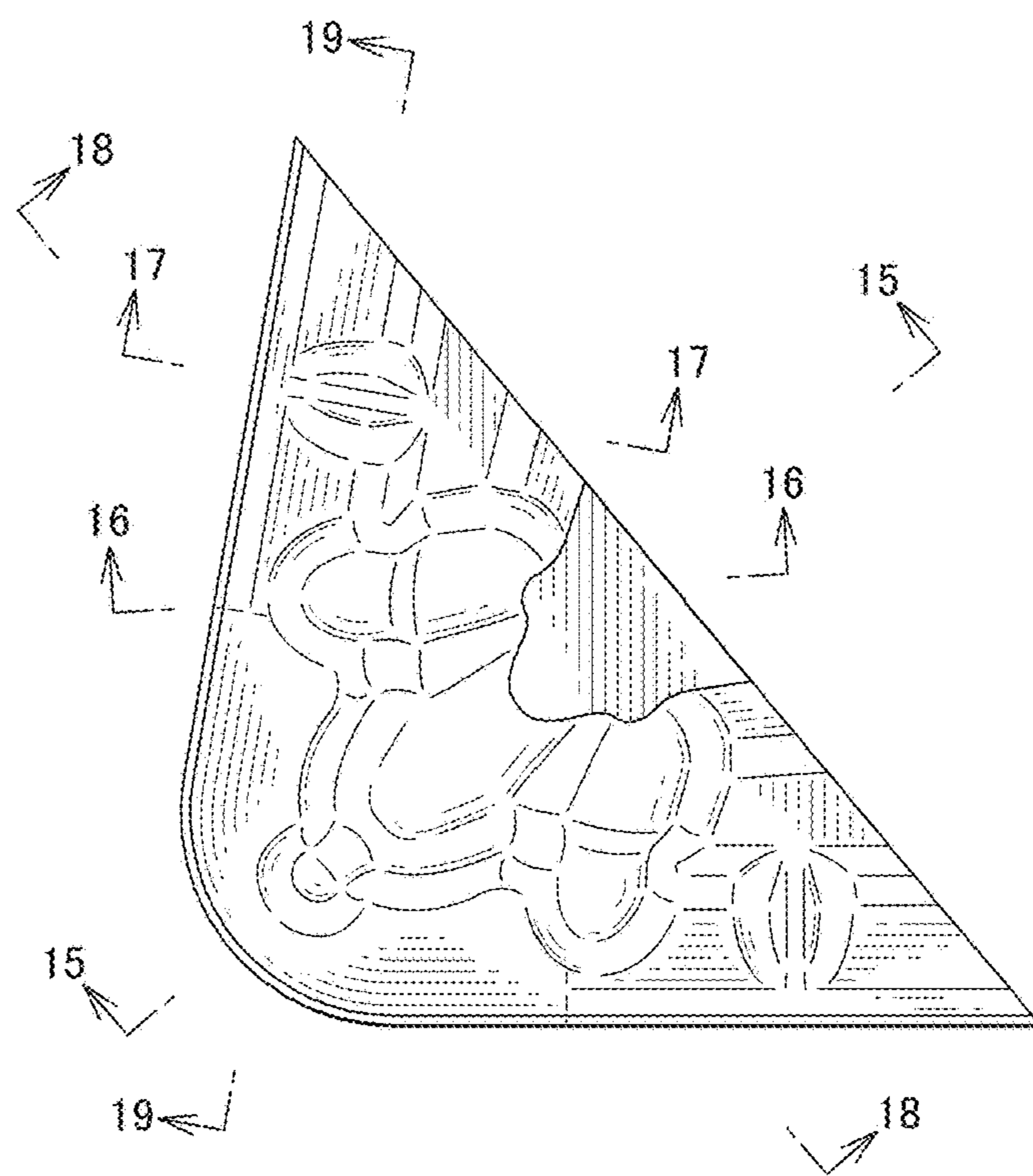


FIG.9

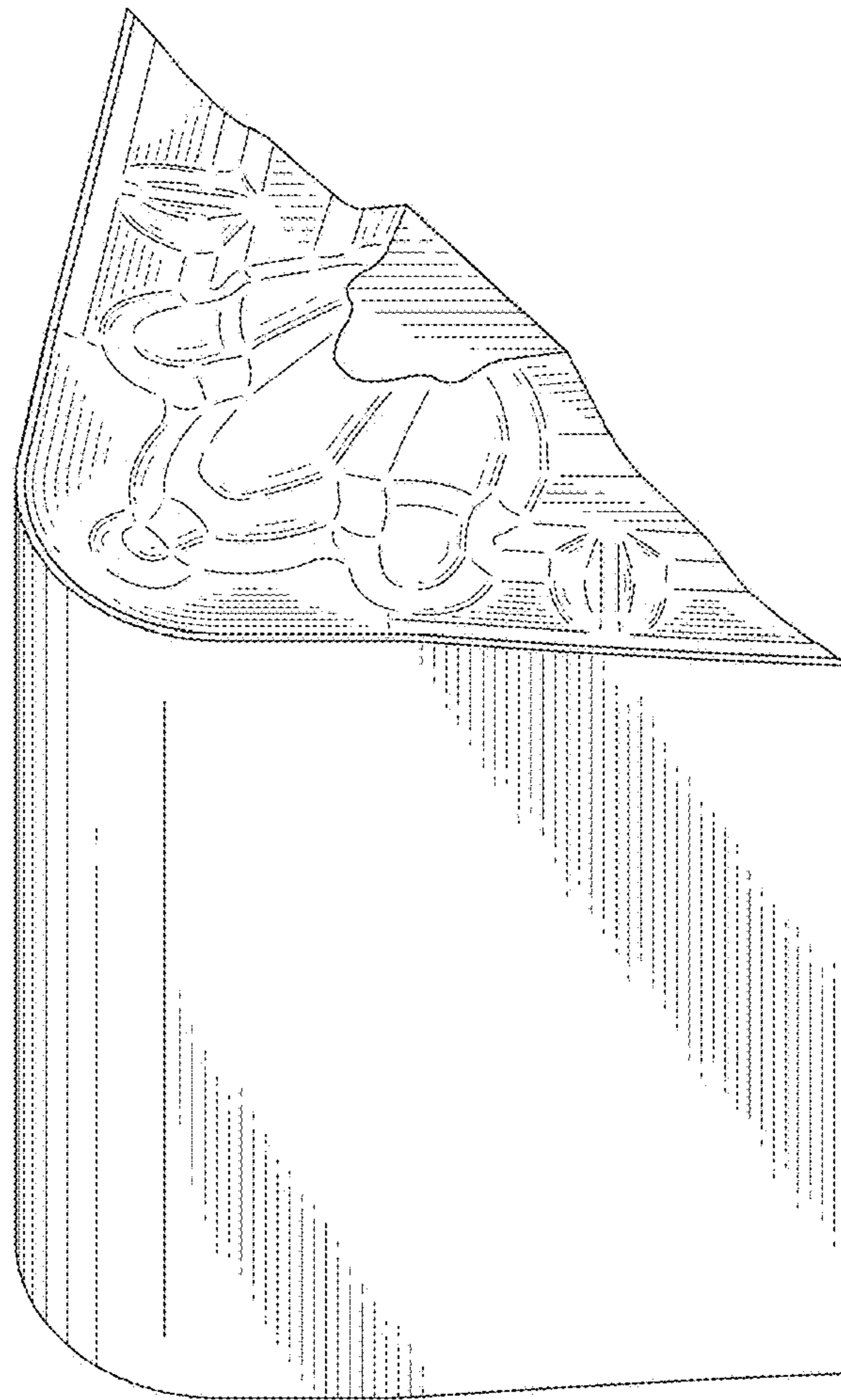


FIG.10




FIG.11




FIG.12




FIG.13

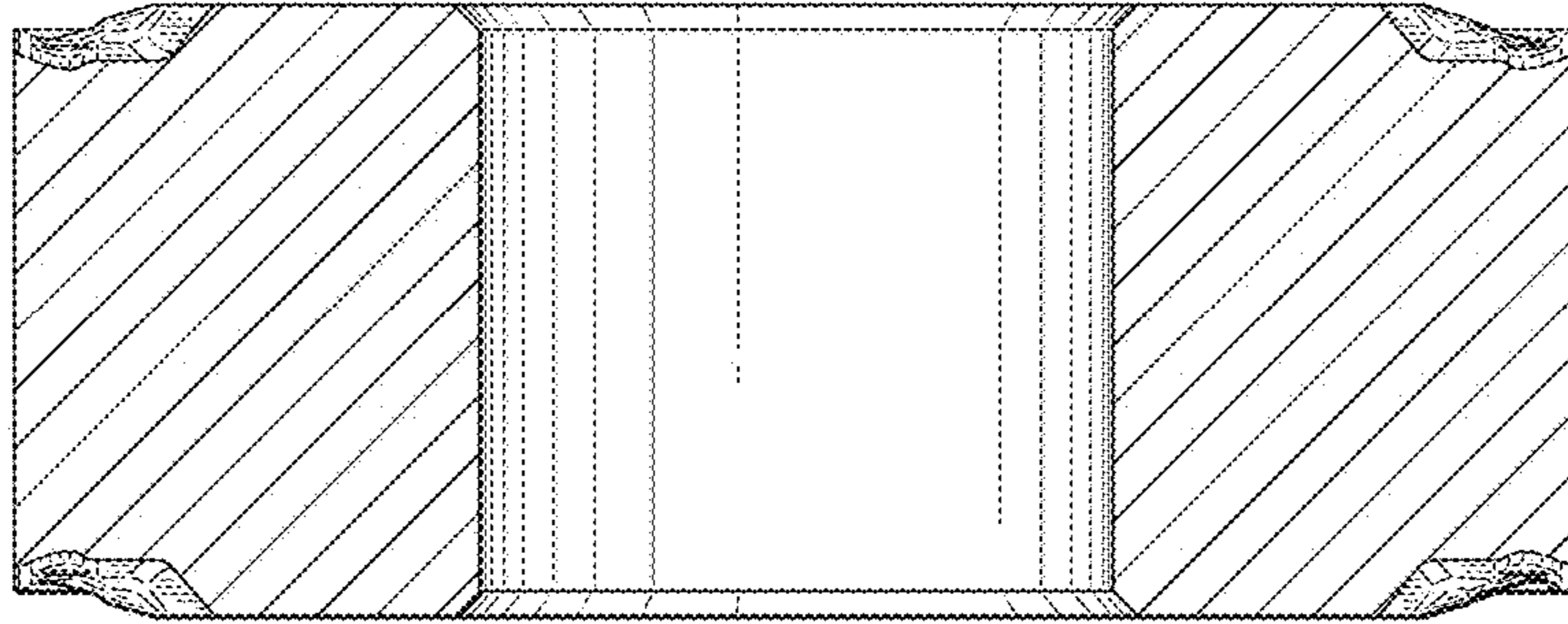


FIG.14

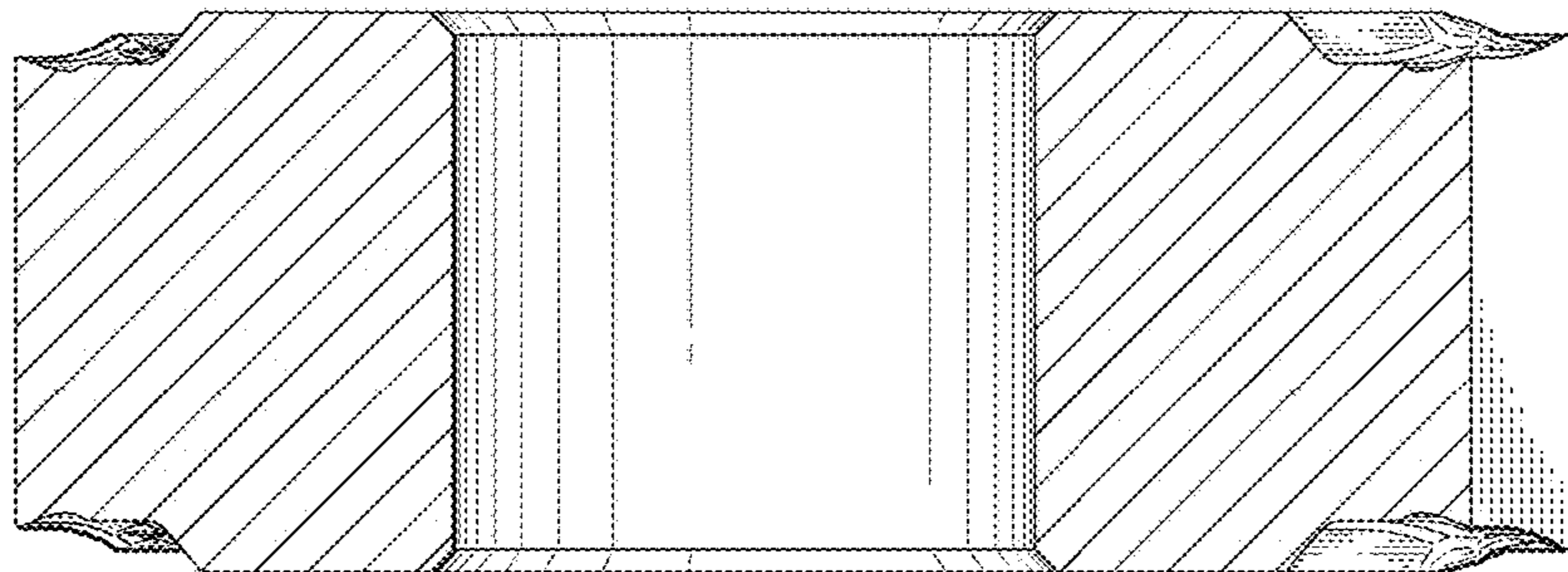


FIG. 15




FIG. 16




FIG.17




FIG. 18

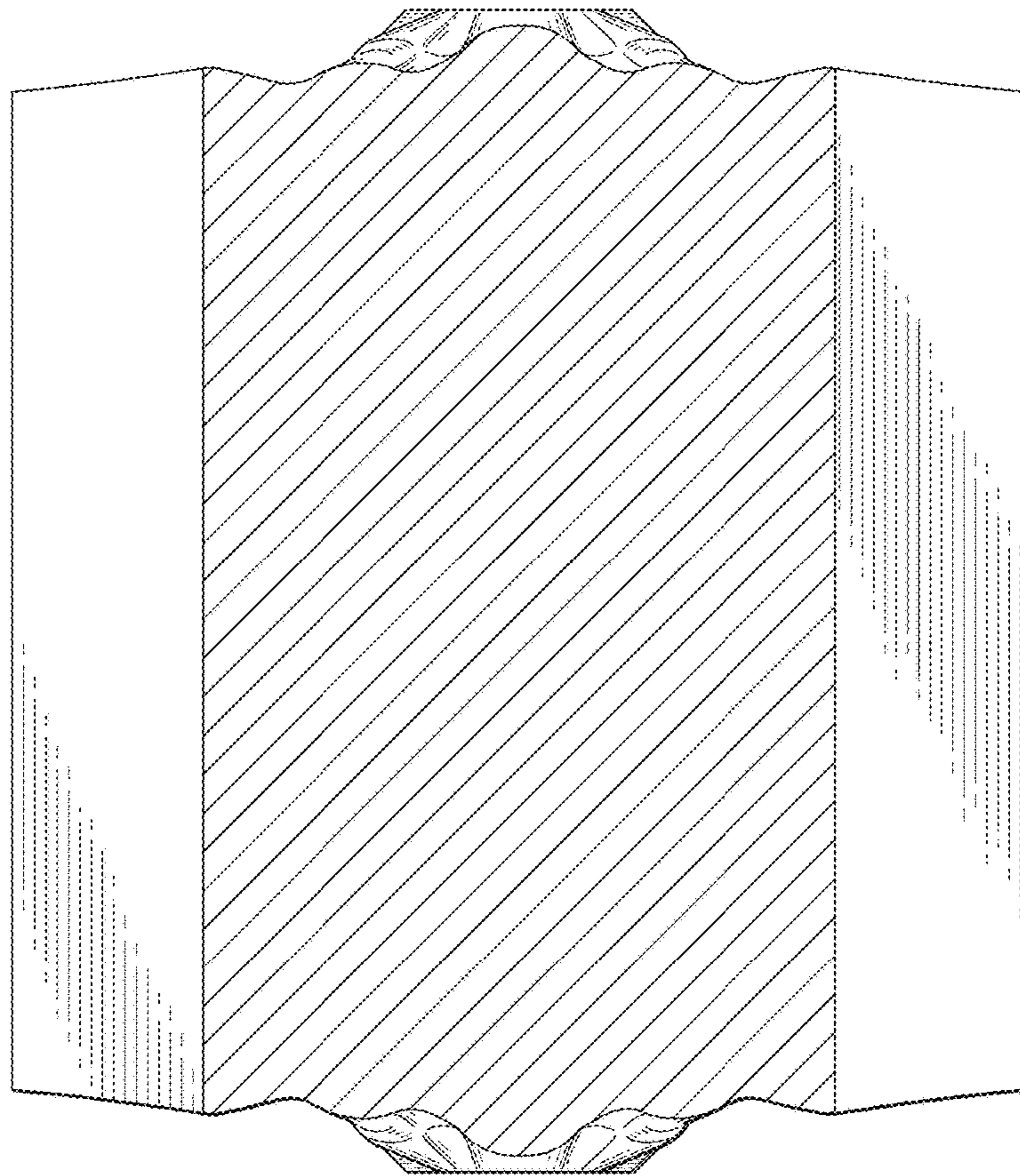


FIG. 19




FIG.20

