



US00D848486S

(12) **United States Design Patent**
Tamura

(10) **Patent No.:** **US D848,486 S**

(45) **Date of Patent:** **** May 14, 2019**

(54) **NEEDLE VALVE FOR CARBURETORS**

(71) Applicant: **ZAMA JAPAN KABUSHIKI
KAISHA**, Iwate (JP)

(72) Inventor: **Mineyuki Tamura**, Iwate (JP)

(73) Assignee: **ZAMA JAPAN KABUSHIKI
KAISHA**, Iwate (JP)

(**) Term: **15 Years**

(21) Appl. No.: **29/592,392**

(22) Filed: **Jan. 30, 2017**

(51) **LOC (11) Cl.** **15-03**

(52) **U.S. Cl.**
USPC **D15/5**

(58) **Field of Classification Search**
USPC D15/5; D23/259–269, 235, 233;
D8/382, 387

CPC F02M 17/04; F02M 1/02; F02M 57/06;
F02M 1/16; F02M 35/1017; F02M
51/0603; F02M 9/08; F02M 35/10196;
F02M 37/02; F02M 3/00; F02M 61/08;
F02M 7/08; F02M 19/00; F02M 1/10;
F02M 21/0206; F02M 21/04; F02M
35/1019; F02M 35/108; F02M 3/10;
F02M 51/061; F02M 57/005; F02M
61/162; F02M 7/06; F02M 9/02; F02M
9/085; F02M 9/121; F02M 11/02; F02M
17/02; F02M 17/10; F02M 17/34; F02M
17/38; F02M 17/42; F02M 19/04; F02M
19/08; F02M 19/10; F02M 1/08; F02M
21/0227; F02M 21/0254; F02M 21/0269;
F02M 21/0275; F02M 2200/26; F02M
23/03; F02M 25/08; F02M 29/04; F02M
31/18; F02M 3/08; F02M 3/12; F02M
3/14; F02M 43/04; F02M 45/086; F02M
51/06; F02M 51/0625; F02M 51/0671;
F02M 61/047; F02M 61/163; F02M
61/1806; F02M 61/1813; F02M 61/186;
F02M 7/00; F02M 7/02; F02M 9/06;
F02M 9/10; F02M 13/08; F02M 17/00;

F02M 17/06; F02M 17/08; F02M 17/12;
F02M 17/16; F02M 17/20; F02M 17/22;
F02M 17/30; F02M 17/32; F02M 17/36;
F02M 17/48; F02M 19/02; F02M
(Continued)

(56) **References Cited**

U.S. PATENT DOCUMENTS

D51,224 S * 9/1917 Cross et al. D15/150
2,208,030 A * 7/1940 Holmes H01T 13/467
123/169 CB

(Continued)

Primary Examiner — Khawaja Anwar

(74) *Attorney, Agent, or Firm* — One LLP

(57) **CLAIM**

The ornamental design for a needle valve for carburetors, as shown and described.

DESCRIPTION

FIG. 1 is a top, plan view of the needle valve for carburetors, showing the new design, wherein the bottom plan view is identical to FIG. 1;

FIG. 2 is a front, end elevation view of the needle valve for carburetors from FIG. 1;

FIG. 3 is a rear, end elevation view of the needle valve for carburetors from FIG. 1;

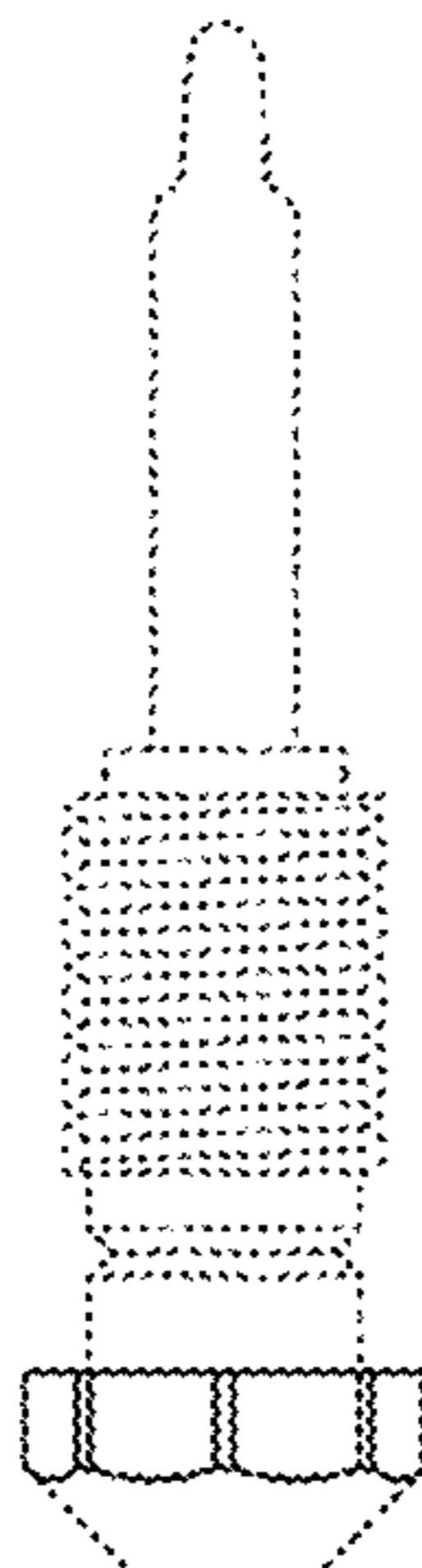
FIG. 4 is a right side, plan view of the needle valve for carburetors from FIG. 1, wherein the other side plan view is identical to FIG. 4;

FIG. 5 is a perspective view of the needle valve for carburetors from FIG. 1; and,

FIG. 6 is an exploded assembly perspective view thereof, showing the new design in a state of use with a carburetor and a tool.

The broken lines in the drawings show unclaimed portions of the needle valve for carburetors and form no part of the claimed design.

1 Claim, 5 Drawing Sheets



(58) **Field of Classification Search**

CPC 19/0235; F02M 19/03; F02M 19/06; F02M 19/066; F02M 19/12; F02M 1/043; F02M 1/12; F02M 2026/001; F02M 2037/225; F02M 2037/228; F02M 2051/08; F02M 21/0212; F02M 21/0215; F02M 21/0233; F02M 21/0239; F02M 21/0242; F02M 21/0251; F02M 21/026; F02M 21/047; F02M 21/06; F02M 2200/247; F02M 2200/304; F02M 2200/50; F02M 2200/701; F02M 2200/703; F02M 2200/95; F02M 25/06; F02M 26/00; F02M 2700/077; F02M 2700/4326; F02M 27/08; F02M 29/06; F02M 29/14; F02M 31/005; F02M 31/135; F02M 31/186; F02M 33/02; F02M 33/08; F02M 35/024; F02M 35/086; F02M 35/10019; F02M 35/10216; F02M 35/10255; F02M 35/10262; F02M 35/10275; F02M 37/00; F02M 37/025; F02M 37/04; F02M 37/046; F02M 37/103; F02M 37/106; F02M 37/16; F02M 37/18; F02M 3/045; F02M 43/00; F02M 51/04; F02M 51/0614; F02M 53/043; F02M 55/004; F02M 55/008; F02M 57/021; F02M 57/027; F02M 59/025; F02M 59/10; F02M 5/00; F02M 5/12; F02M 5/14; F02M 61/02; F02M 61/045; F02M 61/14; F02M 61/145; F02M 61/18; F02M 61/184; F02M 61/1853; F02M 61/20; F02M 65/003; F02M 69/00; F02M 69/041; F02M 69/043; F02M 69/32; F02M 69/50; F02M 7/10; F02M 7/12; F02M 7/133; F02M 7/17; F02M 9/12; F02M 9/127; F02M 9/14

See application file for complete search history.

(56) **References Cited**

U.S. PATENT DOCUMENTS

2,391,459 A * 12/1945 Hensel H01T 13/39
313/11.5
D170,313 S * 9/1953 Franck D15/5

D180,302 S * 5/1957 Thomas et al. D13/127
2,944,178 A * 7/1960 Schaub H01T 13/32
313/118
3,515,925 A * 6/1970 Rickhey H01T 13/32
313/139
4,061,122 A * 12/1977 Edgar F02P 23/00
123/143 R
4,123,998 A * 11/1978 Heintzelman F02B 19/12
123/280
D263,711 S * 4/1982 Dean 239/533.3
D316,864 S * 5/1991 Davis D15/5
5,113,806 A * 5/1992 Rodart F02B 47/02
123/143 B
D344,062 S * 2/1994 Kashiwara D13/127
D518,830 S * 4/2006 Bertani D15/5
D763,413 S * 8/2016 Takahata D15/5
D764,640 S * 8/2016 Otaka D15/5
D801,167 S * 10/2017 Baiz D8/397
D804,094 S * 11/2017 Almsberger D27/195
D812,199 S * 3/2018 Ichikawa D23/259
D812,200 S * 3/2018 Ichikawa D23/259
D812,201 S * 3/2018 Ichikawa D23/259
D821,859 S * 7/2018 Artino D8/387
2009/0179421 A1 * 7/2009 Stieler F02M 55/004
285/148.19
2010/0186829 A1 * 7/2010 Guerineau F02M 55/002
137/312
2011/0078297 A1 * 3/2011 Tamura G06F 9/5027
709/223
2012/0024411 A1 * 2/2012 Hahn B01D 15/22
138/109
2012/0254284 A1 * 10/2012 Tamura G06F 11/301
709/202
2012/0254485 A1 * 10/2012 Tamura G06F 9/544
710/56
2013/0175795 A1 * 7/2013 Taylor F02M 37/0017
285/45
2013/0318527 A1 * 11/2013 Tamura G06F 9/5072
718/1
2014/0164620 A1 * 6/2014 Tamura G06F 9/5072
709/226
2015/0143485 A1 * 5/2015 Tamura G06F 21/6218
726/6
2015/0248713 A1 * 9/2015 Morita G06Q 30/04
705/34
2015/0317175 A1 * 11/2015 Tada G06F 11/1484
718/1

* cited by examiner

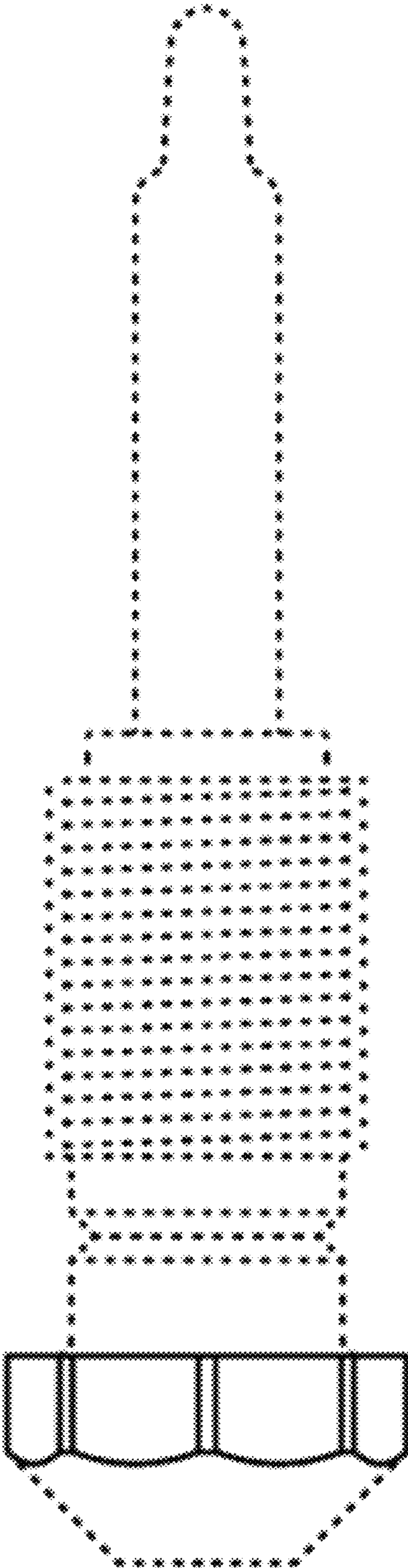


FIG. 1

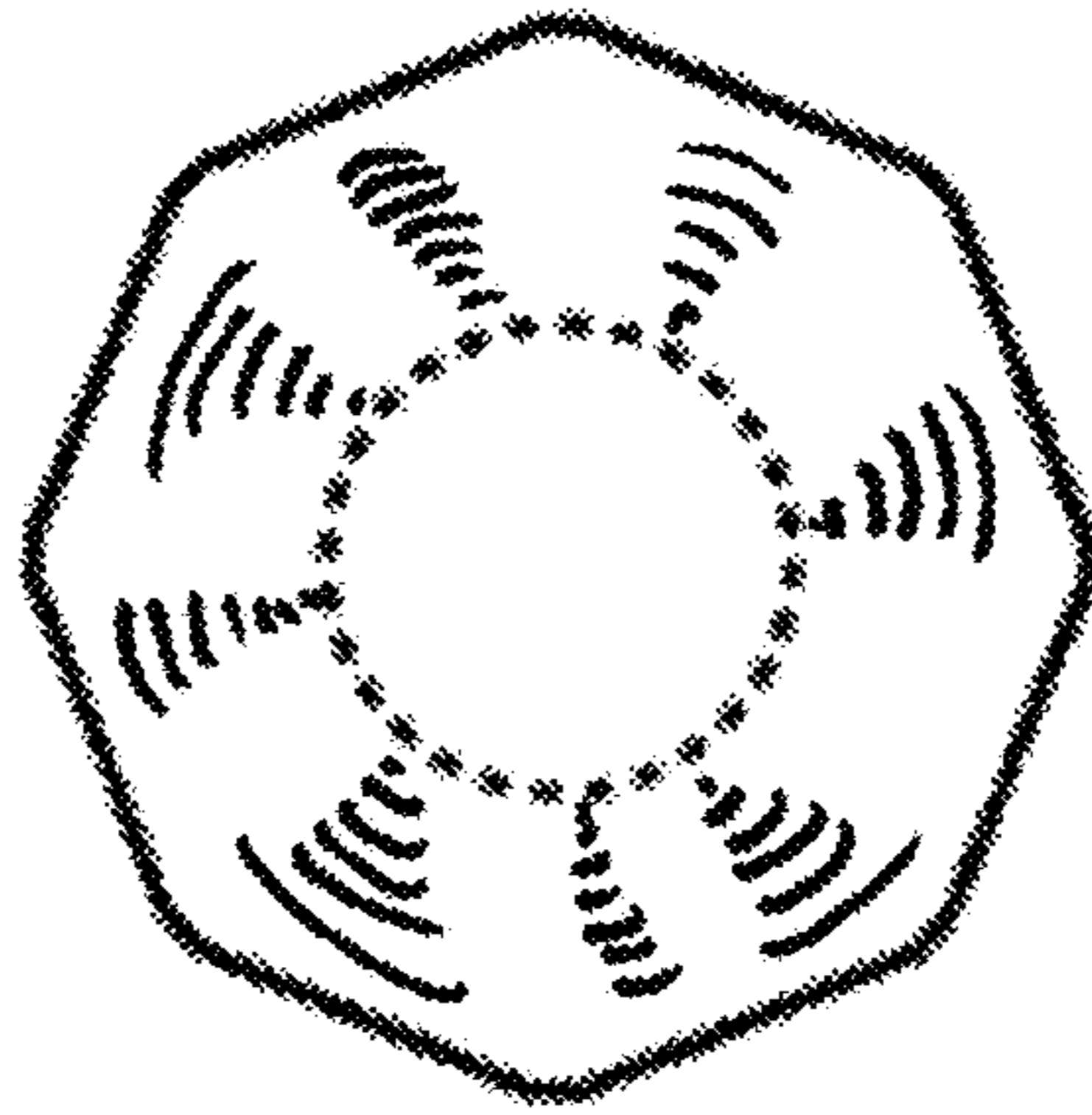


FIG. 2

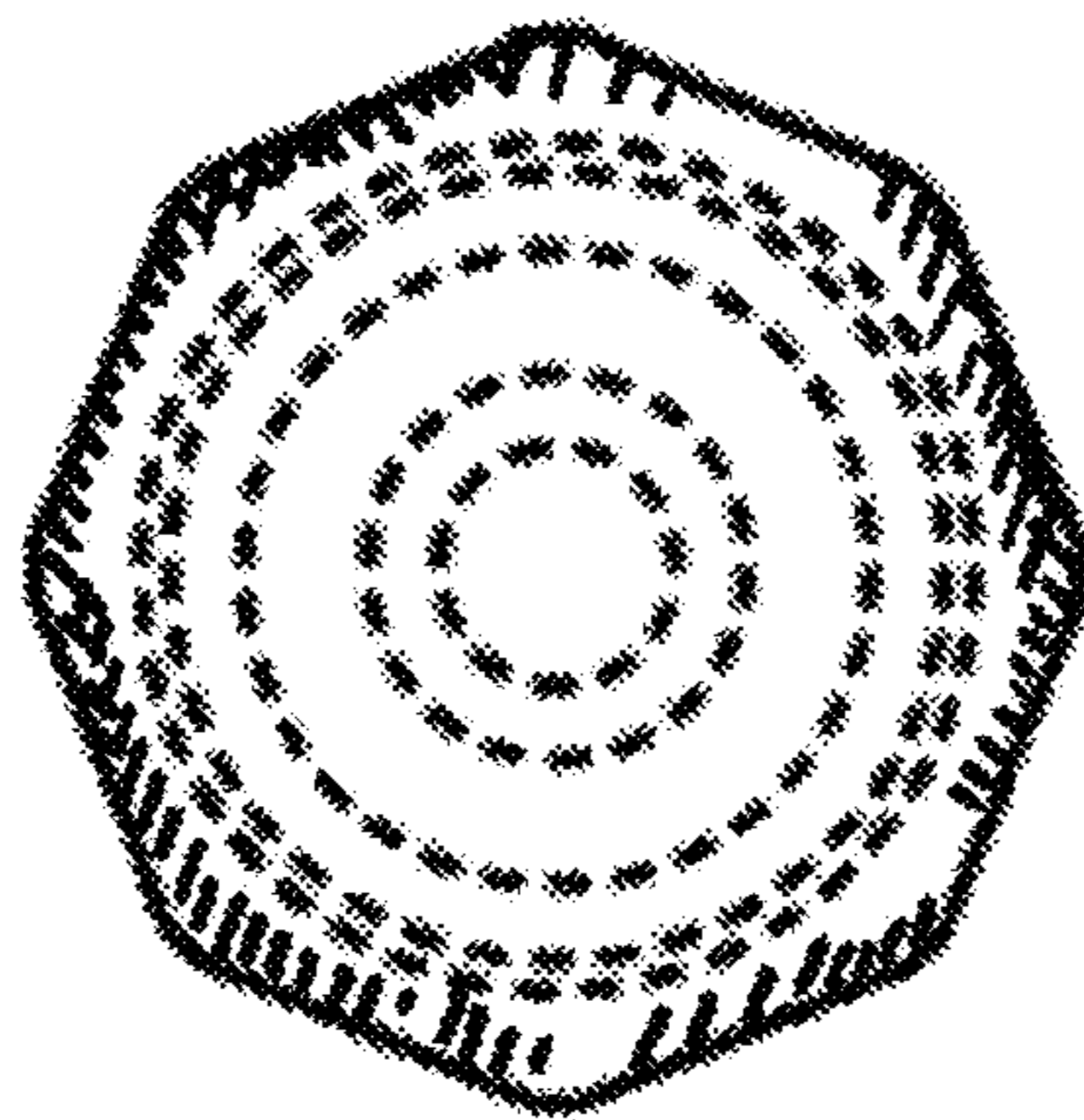


FIG. 3

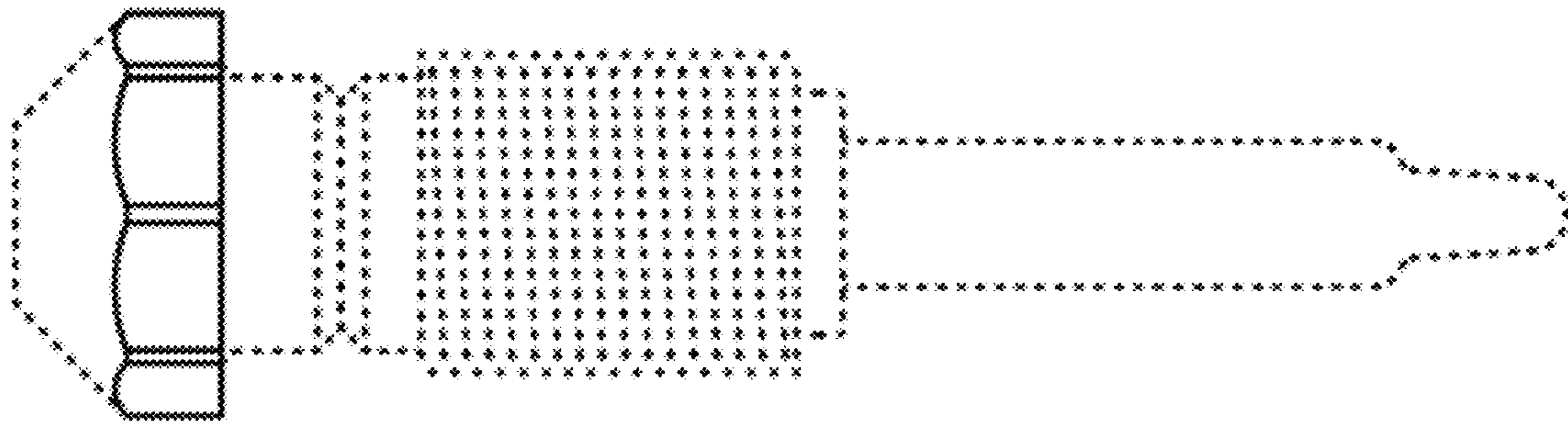


FIG. 4

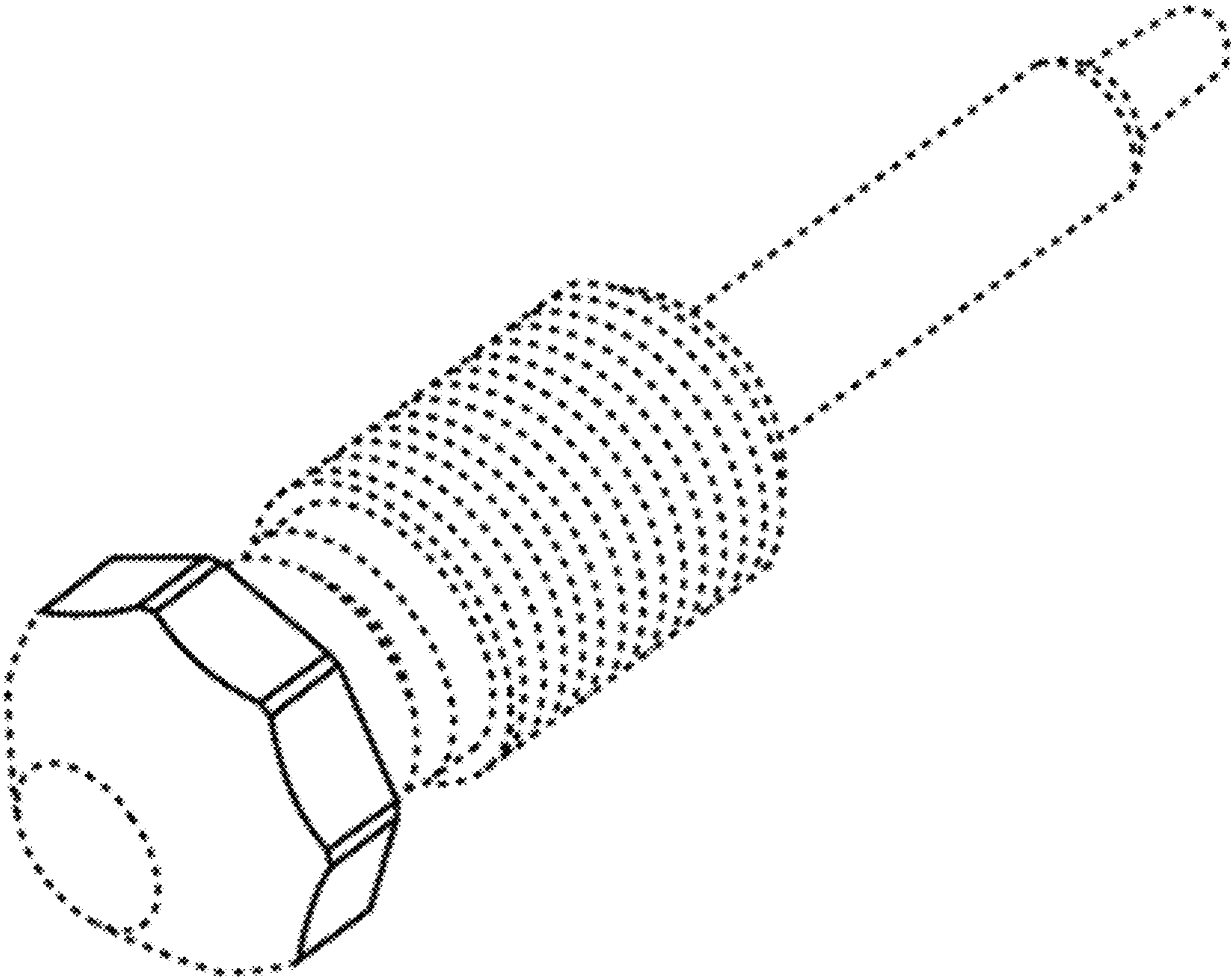


FIG. 5

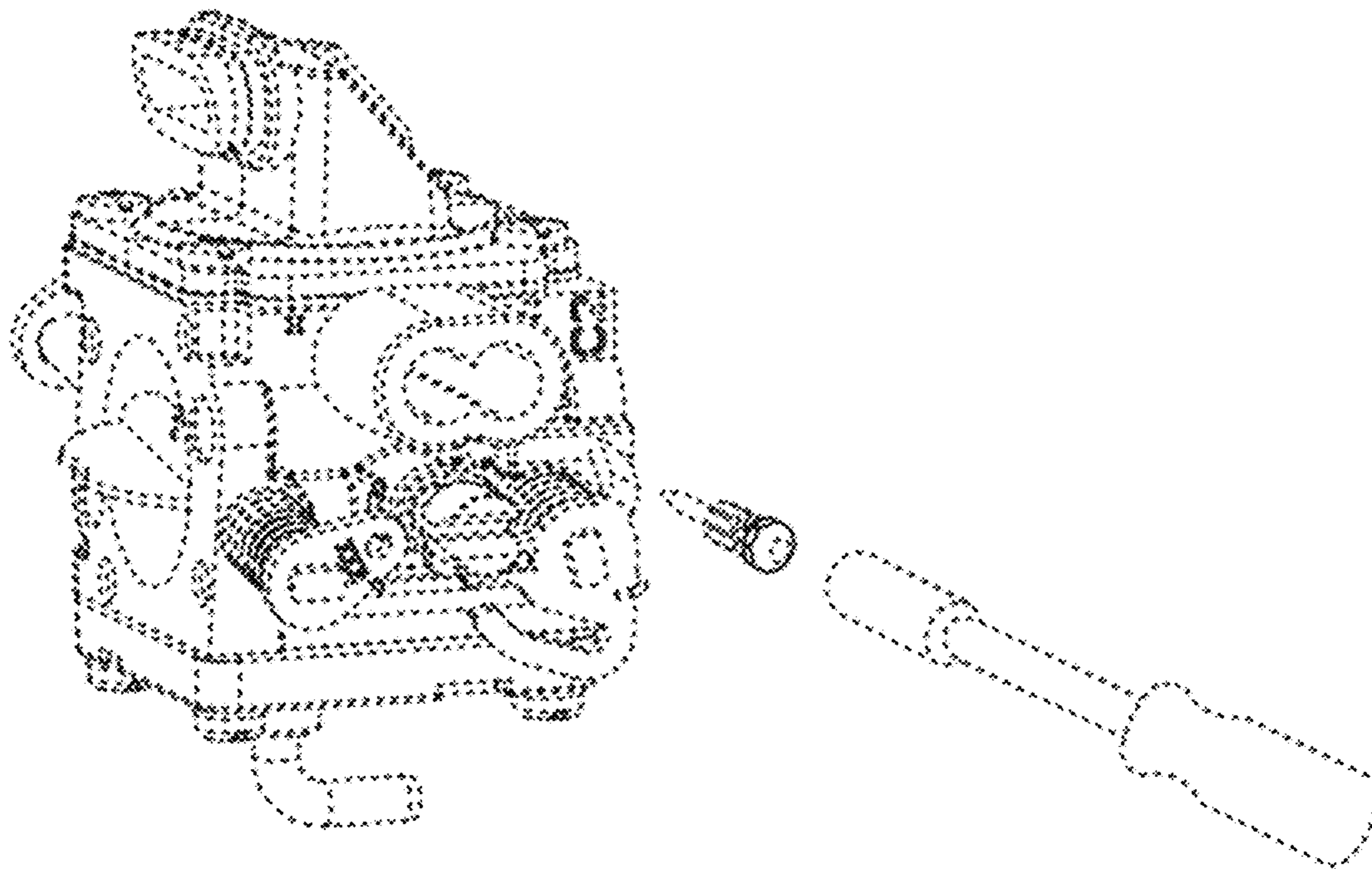


FIG. 6