



US00D848449S

(12) **United States Design Patent** (10) **Patent No.:** **US D848,449 S**
Rettew et al. (45) **Date of Patent:** **** May 14, 2019**

(54) **DISPLAY SCREEN OR PORTION THEREOF WITH GRAPHICAL USER INTERFACE**

(56) **References Cited**

U.S. PATENT DOCUMENTS

(71) Applicants: **Steve Rettew**, Harvard, MA (US);
Diana Zipeto, Lowell, MA (US);
Jeannine Dussi, Arlington, MA (US)

D569,875 S *	5/2008	Fletcher	D14/488
D593,576 S *	6/2009	Ball	D14/486
D636,392 S *	4/2011	Akana	D14/341
D660,862 S *	5/2012	Anzures	D14/486
D660,864 S *	5/2012	Anzures	D14/486
D670,723 S *	11/2012	Khan	D14/486
D677,326 S *	3/2013	Gleasant	D18/27

(Continued)

(72) Inventors: **Steve Rettew**, Harvard, MA (US);
Diana Zipeto, Lowell, MA (US);
Jeannine Dussi, Arlington, MA (US)

Primary Examiner — Darlington Ly

(73) Assignee: **Medica Corporation**, Bedford, MA (US)

Assistant Examiner — Daniel J Domino

(**) Term: **15 Years**

(74) *Attorney, Agent, or Firm* — Kristofer E. Elbing

(21) Appl. No.: **29/586,491**

(57) **CLAIM**

The ornamental design for a display screen or portion thereof with graphical user interface, as shown.

(22) Filed: **Dec. 5, 2016**

DESCRIPTION

Related U.S. Application Data

(60) Continuation of application No. 13/618,378, filed on Sep. 14, 2012, now abandoned, which is a division of application No. 11/985,077, filed on Nov. 13, 2007, now Pat. No. 9,047,545, application No. 29/586,491, which is a continuation of application No. 13/618,429, filed on Sep. 14, 2012, now abandoned, which is a division of application No. 11/985,077, filed on Nov. 13, 2007, now Pat. No. 9,047,545.

FIG. 1 is a front view of a display screen or portion thereof with graphical user interface, showing our new design;

FIG. 2 is an enlarged portion of a first icon (blue) for the display screen or portion thereof of FIG. 1, enlarged to show detail;

FIG. 3 is an enlarged portion of a second icon (orange) for the display screen or portion thereof of FIG. 1, enlarged to show detail;

FIG. 4 is an enlarged portion of a third icon (green) for the display screen or portion thereof of FIG. 1, enlarged to show detail; and,

FIG. 5 is an enlarged portion of a fourth icon (pink) for the display screen or portion thereof of FIG. 1, enlarged to show detail.

(51) **LOC (11) Cl.** **14-04**

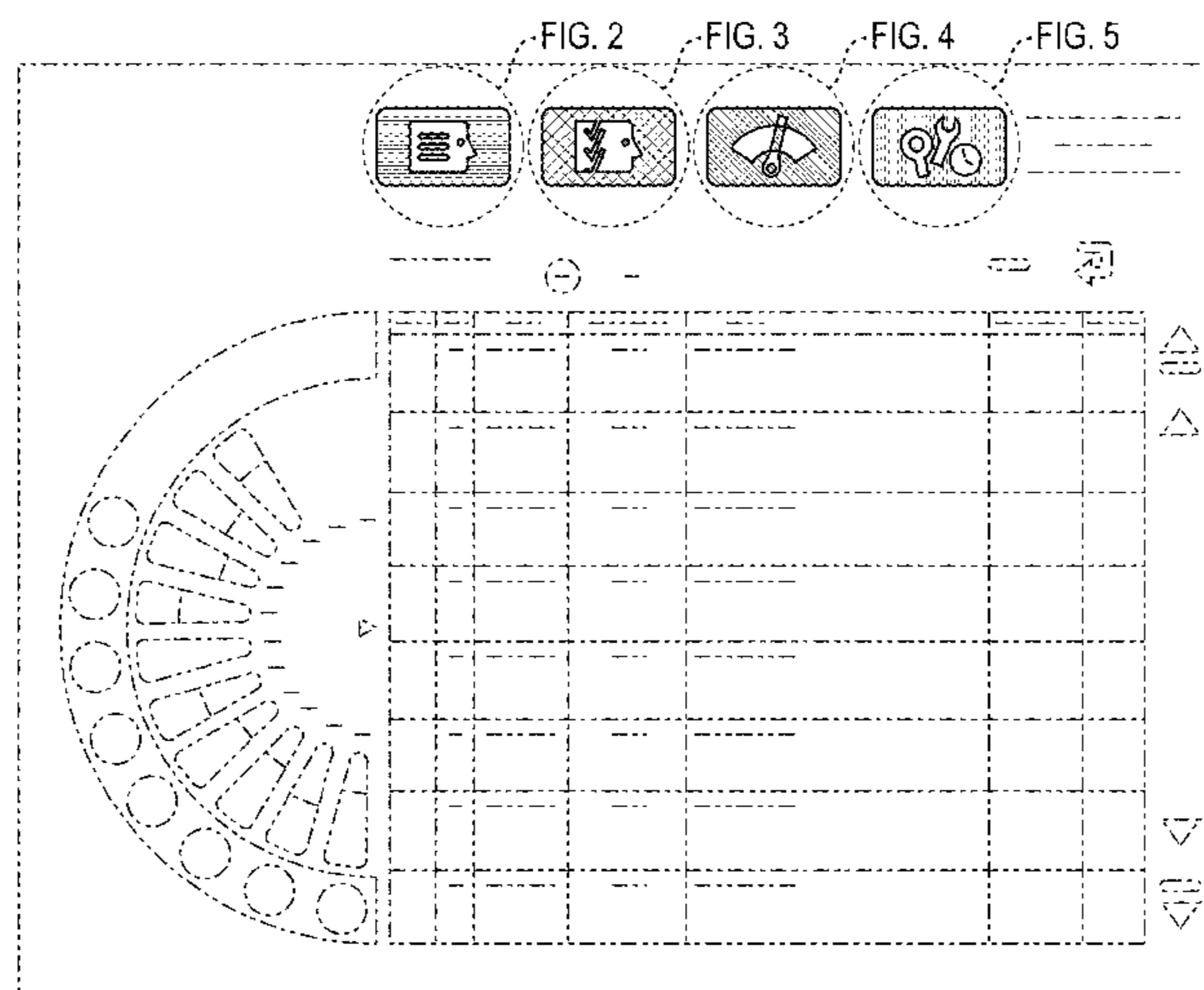
(52) **U.S. Cl.**
USPC **D14/485**

The dot-dot-dash broken lines of FIG. 1 showing a display screen or portion thereof and elements of the graphical user interface illustrate portions of the article and form no part of the claimed design. The regular broken lines indicate where enlarged views have been taken, and form no part of the claimed design.

(58) **Field of Classification Search**
USPC D14/485-495
CPC .. G06F 3/048; G06F 3/04842; G06F 3/04847;
G06F 3/0481; G06F 17/211; G06F 17/212

See application file for complete search history.

1 Claim, 1 Drawing Sheet



(56)

References Cited

U.S. PATENT DOCUMENTS

D682,881	S	*	5/2013	Davydov	D14/492
D699,733	S	*	2/2014	Chaudhri	D14/486
D701,868	S	*	4/2014	Chaudhri	D14/486
D703,695	S	*	4/2014	Anzures	D14/488
D711,897	S	*	8/2014	Chaudhri	D14/486
D716,837	S	*	11/2014	Bickel	D14/487
D722,320	S	*	2/2015	Lee	D14/486
D726,743	S	*	4/2015	Sands	D14/486
D730,388	S	*	5/2015	Rehberg	D14/488
D733,183	S	*	6/2015	Lee	D14/488
D734,358	S	*	7/2015	Rehberg	D14/487
D737,833	S	*	9/2015	Anzures	D14/485
D738,897	S	*	9/2015	Soegiono	D14/486
D738,904	S	*	9/2015	Tyler	D14/488
D739,433	S	*	9/2015	Kim	D14/489
D741,353	S	*	10/2015	Anzures	D14/487
D747,741	S	*	1/2016	Paniaras	D14/492
D749,114	S	*	2/2016	Tanaka	D14/486
D750,109	S	*	2/2016	Schaedle	D14/486
D750,637	S	*	3/2016	Chaudhri	D14/485
D752,037	S	*	3/2016	Akana	D14/341
D753,139	S	*	4/2016	Bovet	D14/485
D762,223	S	*	7/2016	Alonso Ruiz	D14/485
D762,698	S	*	8/2016	Na	D14/486
D771,114	S	*	11/2016	Lee	D14/487
D772,925	S	*	11/2016	Zhou	D14/488
D774,088	S	*	12/2016	Park	D14/485
D775,138	S	*	12/2016	van Os	D14/485
D775,164	S	*	12/2016	Anzures	D14/486
D778,937	S	*	2/2017	Murata	D14/486

* cited by examiner

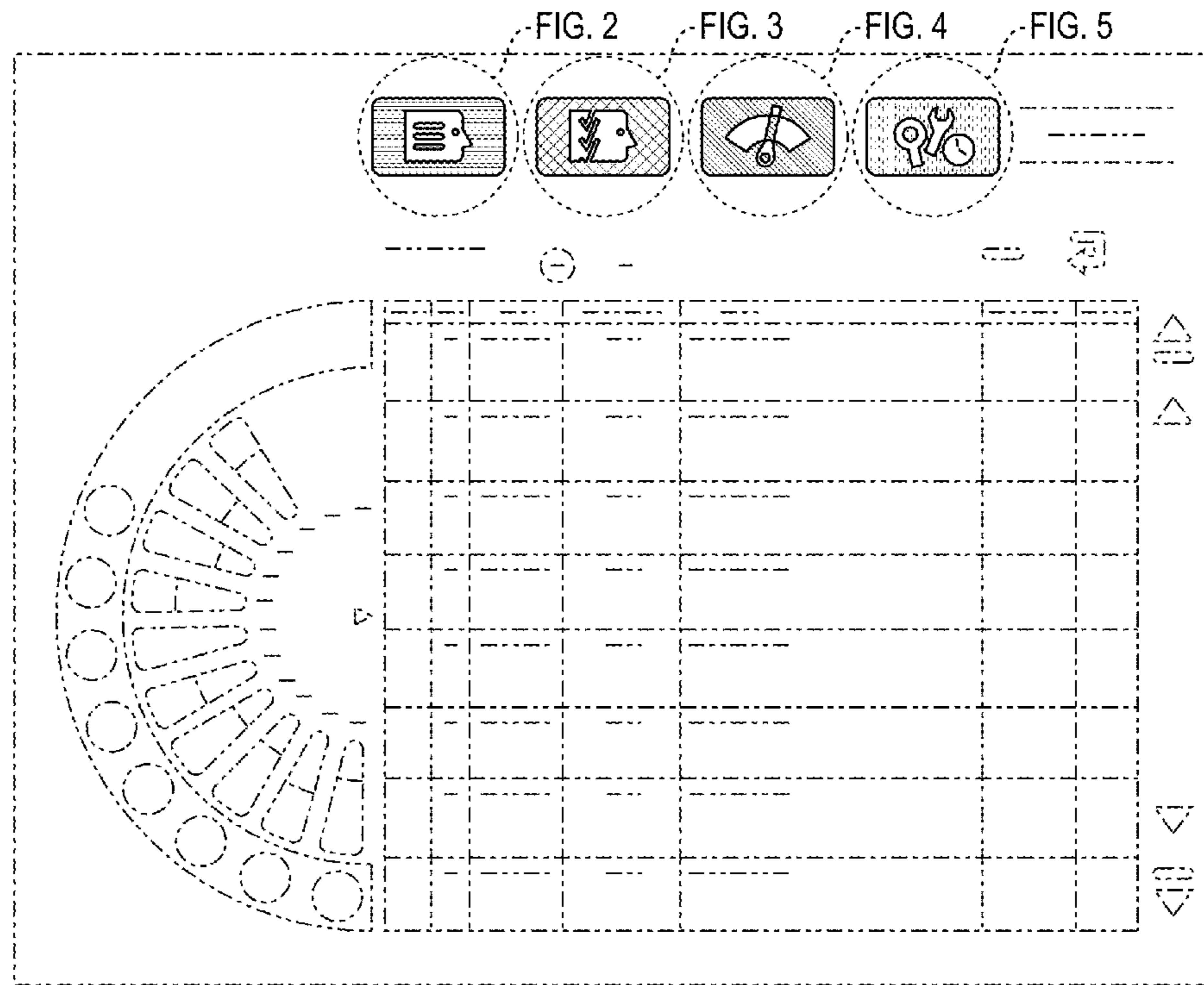


FIG. 1

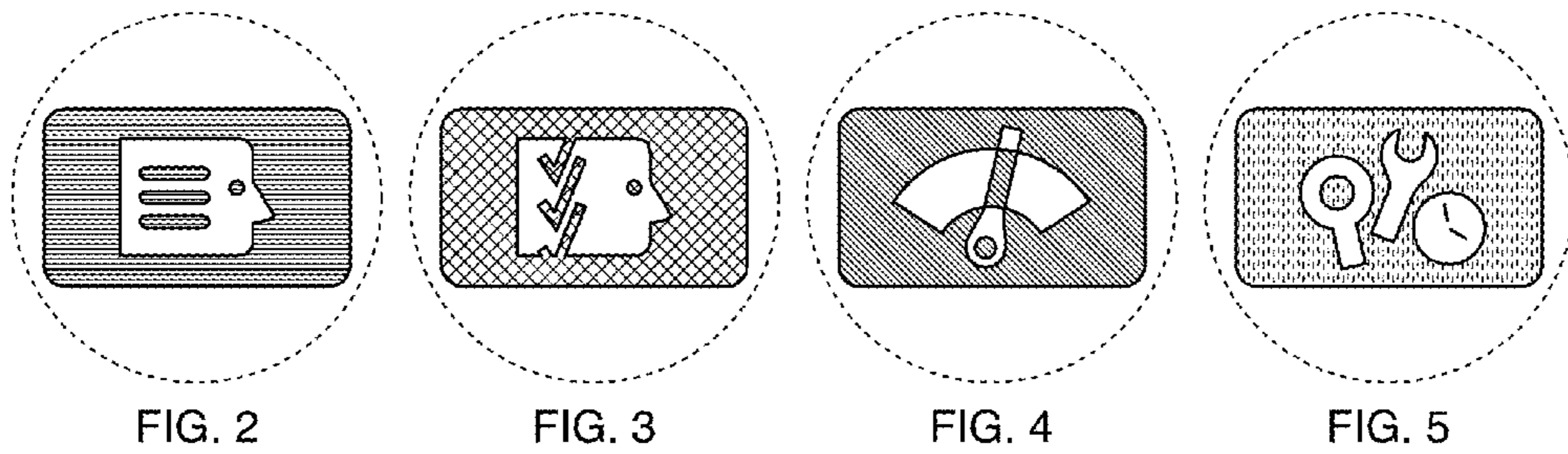


FIG. 2

FIG. 3

FIG. 4

FIG. 5