



US00D848440S

(12) **United States Design Patent** (10) **Patent No.:** **US D848,440 S**
Mecchella et al. (45) **Date of Patent:** **** May 14, 2019**

(54) **ELECTRONIC DEVICE COVER**

OTHER PUBLICATIONS

(71) Applicant: **Amazon Technologies, Inc.**, Seattle, WA (US)

The Canadian Office Action dated Mar. 19, 2018 for Canadian Patent Application No. 177017, a counterpart foreign application of U.S. Appl. No. 29/599,218, 2 pages.

(72) Inventors: **Monica Liane Mecchella**, San Francisco, CA (US); **Jesse Wheeler Moore**, Oakland, CA (US)

(Continued)

Primary Examiner — Cynthia R Underwood
(74) *Attorney, Agent, or Firm* — Lee & Hayes, P.C.

(73) Assignee: **Amazon Technologies, Inc.**, Seattle, WA (US)

(57) **CLAIM**

The ornamental design for an electronic device cover, as shown and described.

(**) Term: **15 Years**

DESCRIPTION

(21) Appl. No.: **29/665,470**

FIG. 1 is a front perspective view of a first embodiment of an electronic device cover;

(22) Filed: **Oct. 3, 2018**

FIG. 2 is a back perspective view thereof;

Related U.S. Application Data

(62) Division of application No. 29/599,218, filed on Mar. 31, 2017, now Pat. No. Des. 832,851.

FIG. 3 is a front view thereof;

(51) **LOC (11) Cl.** **14-02**

FIG. 4 is a back view thereof;

(52) **U.S. Cl.**
USPC **D14/440**

FIG. 5 is a left-side view thereof;

(58) **Field of Classification Search**
USPC D14/440; 206/45.23, 320, 45.2;
361/679.55; 294/25; 224/218

FIG. 6 is a right-side view thereof;

(Continued)

FIG. 7 is a top view thereof;

(56) **References Cited**

U.S. PATENT DOCUMENTS

D323,937 S * 2/1992 Solomon D3/299
D467,429 S * 12/2002 Bone D3/294

FIG. 8 is a bottom view thereof;

(Continued)

FIG. 9 is a first open state view thereof;

FOREIGN PATENT DOCUMENTS

JP D1567116 1/2017

FIG. 10 is a second open state view thereof;

FIG. 11 is a front perspective view of a second embodiment of an electronic device cover. The crosshatched pattern shown on the views of the second embodiment represents fabric (e.g., a woven fabric), and is understood to be distributed uniformly over the surface of the claimed design upon which the pattern occurs.

FIG. 12 is a back perspective view thereof;

FIG. 13 is a front view thereof;

FIG. 14 is a back view thereof;

FIG. 15 is a left-side view thereof;

FIG. 16 is a right-side view thereof;


FIG. 17 is a top view thereof;

FIG. 18 is a bottom view thereof;

FIG. 19 is a first open state view thereof; and,

FIG. 20 is a second open state view thereof.

1 Claim, 20 Drawing Sheets



(58) **Field of Classification Search**
 CPC ... G06F 1/1628; G06F 1/1626; A47B 23/044;
 H04B 1/3888; H05K 5/0217
 See application file for complete search history.

(56) **References Cited**

U.S. PATENT DOCUMENTS

D657,354	S	*	4/2012	Kim	D14/250
D675,210	S	*	1/2013	Kim	D14/439
D676,448	S	*	2/2013	Gorman	D14/440
D676,449	S		2/2013	Probst et al.		
8,542,495	B1	*	9/2013	Gorman	G08F 1/1626 361/679.02
D690,703	S	*	10/2013	Welch	D14/440
D707,229	S	*	6/2014	Almodova	D14/440
D708,621	S	*	7/2014	Gifford	D14/447
D736,777	S	*	8/2015	Rayner	D14/440
D742,888	S	*	11/2015	Mecchella	D14/440
D742,889	S	*	11/2015	Mecchella	D14/440
D742,890	S	*	11/2015	Mecchella	D14/440
D744,489	S	*	12/2015	Sirichai	D14/440
D748,097	S	*	1/2016	Feng	D14/440
D748,636	S	*	2/2016	Zadvinskis	D14/440
D753,123	S		4/2016	Probst et al.		
9,307,131	B1		4/2016	Breen		
D761,798	S		7/2016	Lee et al.		
D764,472	S	*	8/2016	Corcoran	D14/440
D765,086	S	*	8/2016	Lee	D14/440
D765,663	S	*	9/2016	Shih	D14/440
D768,638	S	*	10/2016	Lee	D14/440
D774,036	S		12/2016	Kuntz et al.		
D781,278	S	*	3/2017	Kim	D14/250
D787,520	S	*	5/2017	Wall	D14/440
D789,342	S	*	6/2017	Sirichai	D14/250
D792,412	S		7/2017	Zhang		
D792,887	S		7/2017	Zhang		
D807,892	S	*	1/2018	Wang	D14/440
D808,393	S	*	1/2018	Moore	D14/440

D810,088	S	*	2/2018	Moore	D14/440
D811,411	S	*	2/2018	Moore	D14/440
D828,842	S	*	9/2018	Mecchella	D14/440
D832,268	S	*	10/2018	Mecchella	D14/440
D832,851	S	*	11/2018	Mecchella	D14/440
D832,853	S	*	11/2018	Jinkinson	D14/440
D832,856	S	*	11/2018	Jinkinson	D14/440
D832,858	S	*	11/2018	Wengreen	D14/447
2007/0097087	A1		5/2007	Homer et al.		
2008/0194139	A1		8/2008	Chan		
2012/0043235	A1		2/2012	Klement		
2013/0264459	A1*		10/2013	McCosh	G06F 1/1626 248/688
2016/0011628	A1*		1/2016	Sato	G06F 1/1656 361/679.3

OTHER PUBLICATIONS

The Canadian Office Action dated Mar. 19, 2018 for Canadian Patent Application No. 177014, a counterpart foreign application of U.S. Appl. No. 29/599,218, 1 page.

The Chinese Office Action dated Jan. 11, 2018 for Chinese design application No. 201730472788.0, a counterpart foreign application of Design U.S. Appl. No. 29/599,218.

The Indian Office Action dated Oct. 17, 2017 for Indian design application No. 297355, a counterpart foreign application of Design U.S. Appl. No. 29/599,218, 2 pages.

Translated the Japanese Office Action dated Feb. 9, 2018 for Japanese design application No. 2017-019791, a counterpart foreign application of Design U.S. Appl. No. 29/599,218, 4 pages.

Translated the Japanese Office Action dated Jun. 22, 2018 for Japanese Design Application No. 2017-019791, a counterpart foreign application of Design U.S. Appl. No. 29/599,218, 3 pages.

The Korean Office Action dated Jan. 19, 2018 for Korean design application No. 30-2017-42087, a counterpart foreign application of Design U.S. Appl. No. 29/599,218.

* cited by examiner




FIG. 1

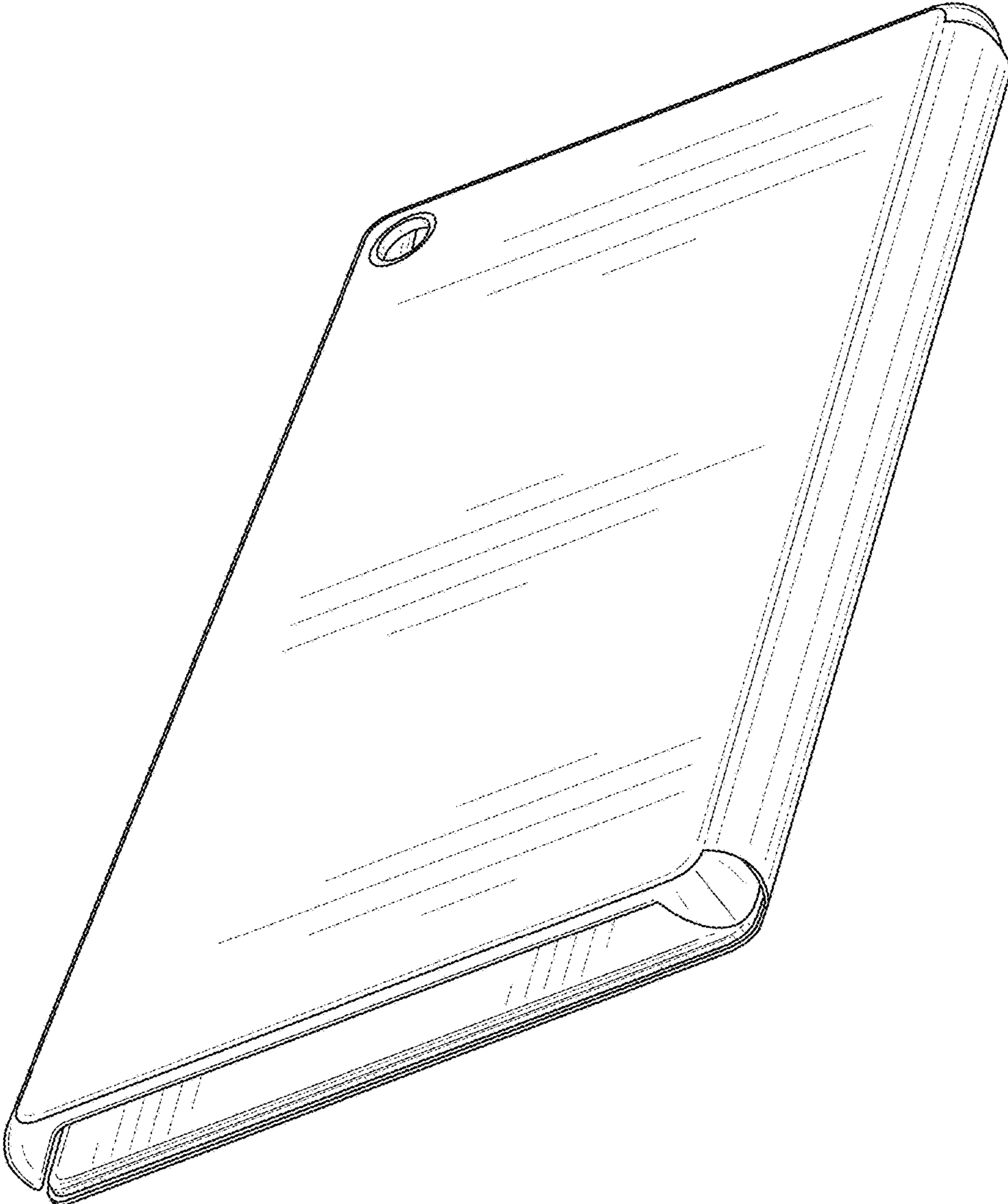


FIG. 2




FIG. 3




FIG. 4




FIG. 5




FIG. 6



FIG. 7



FIG. 8

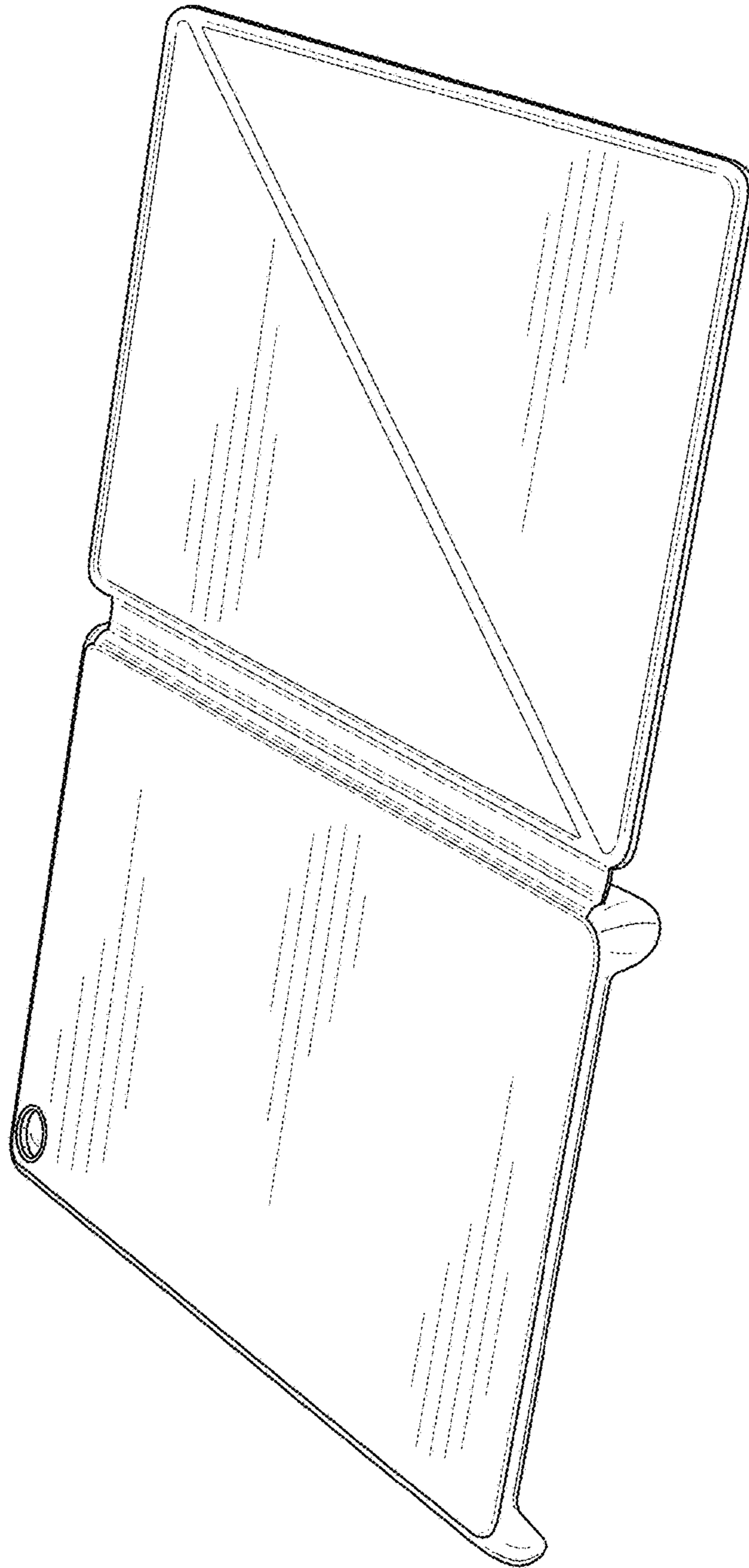


FIG. 9

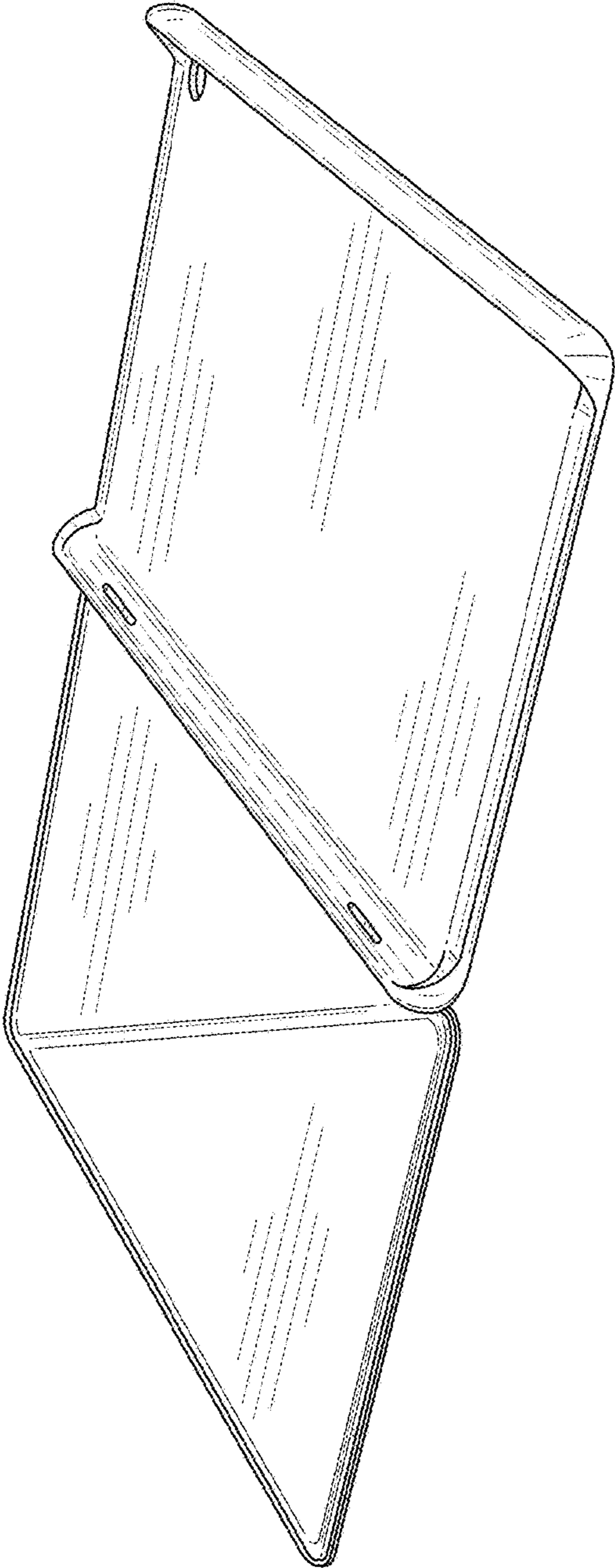


FIG. 10

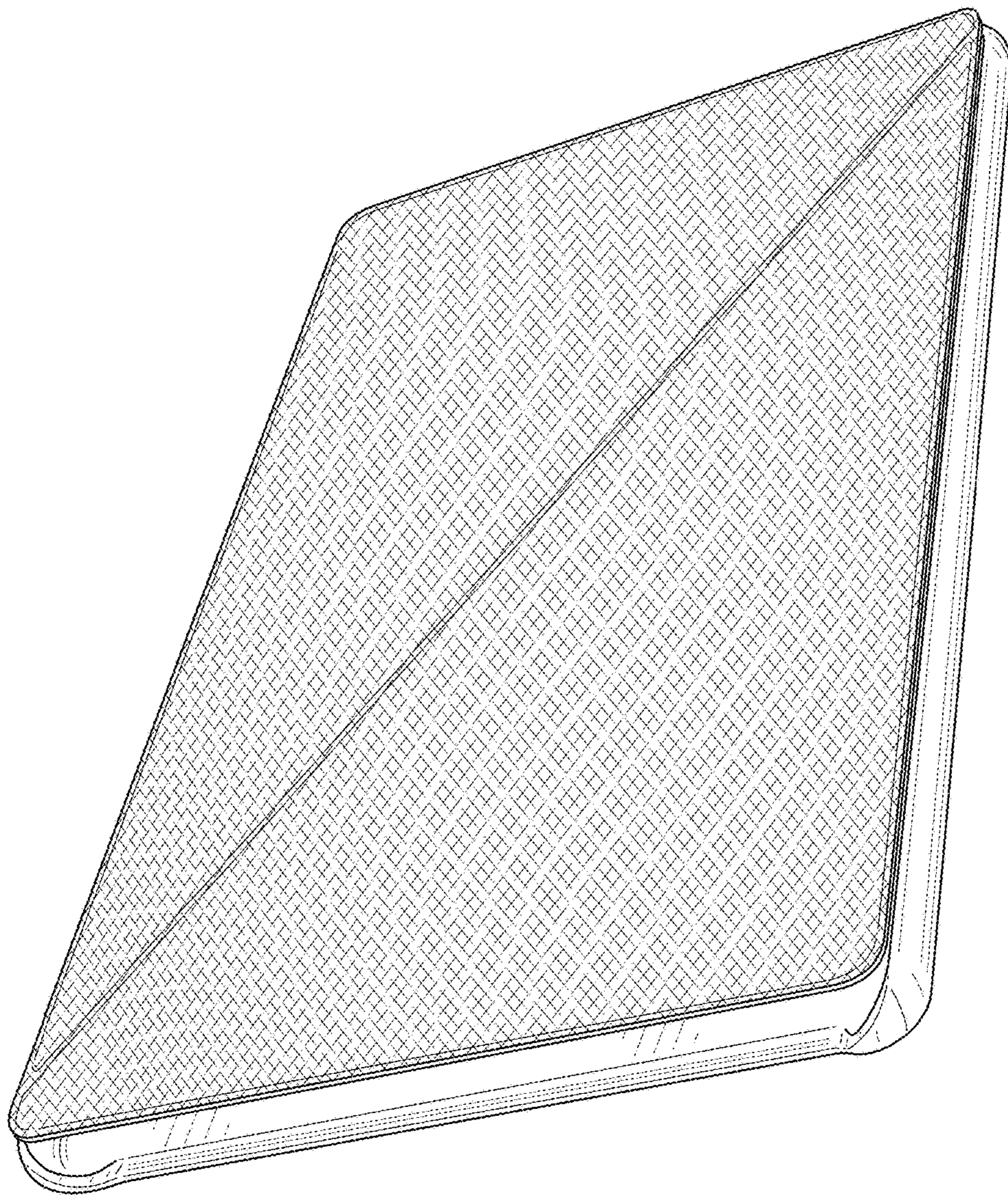


FIG. 11

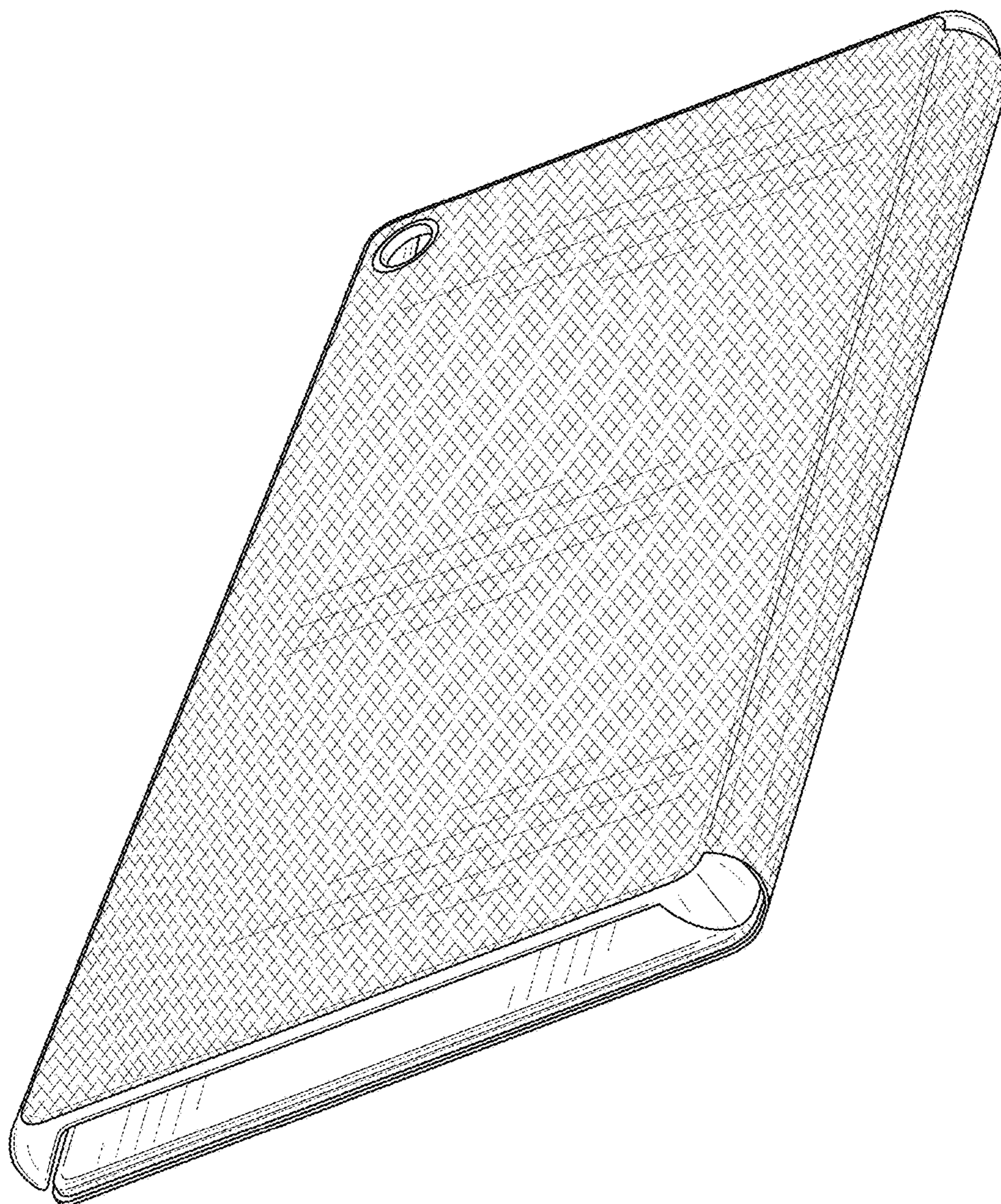


FIG. 12




FIG. 13




FIG. 14




FIG. 15




FIG. 16



FIG. 17



FIG. 18

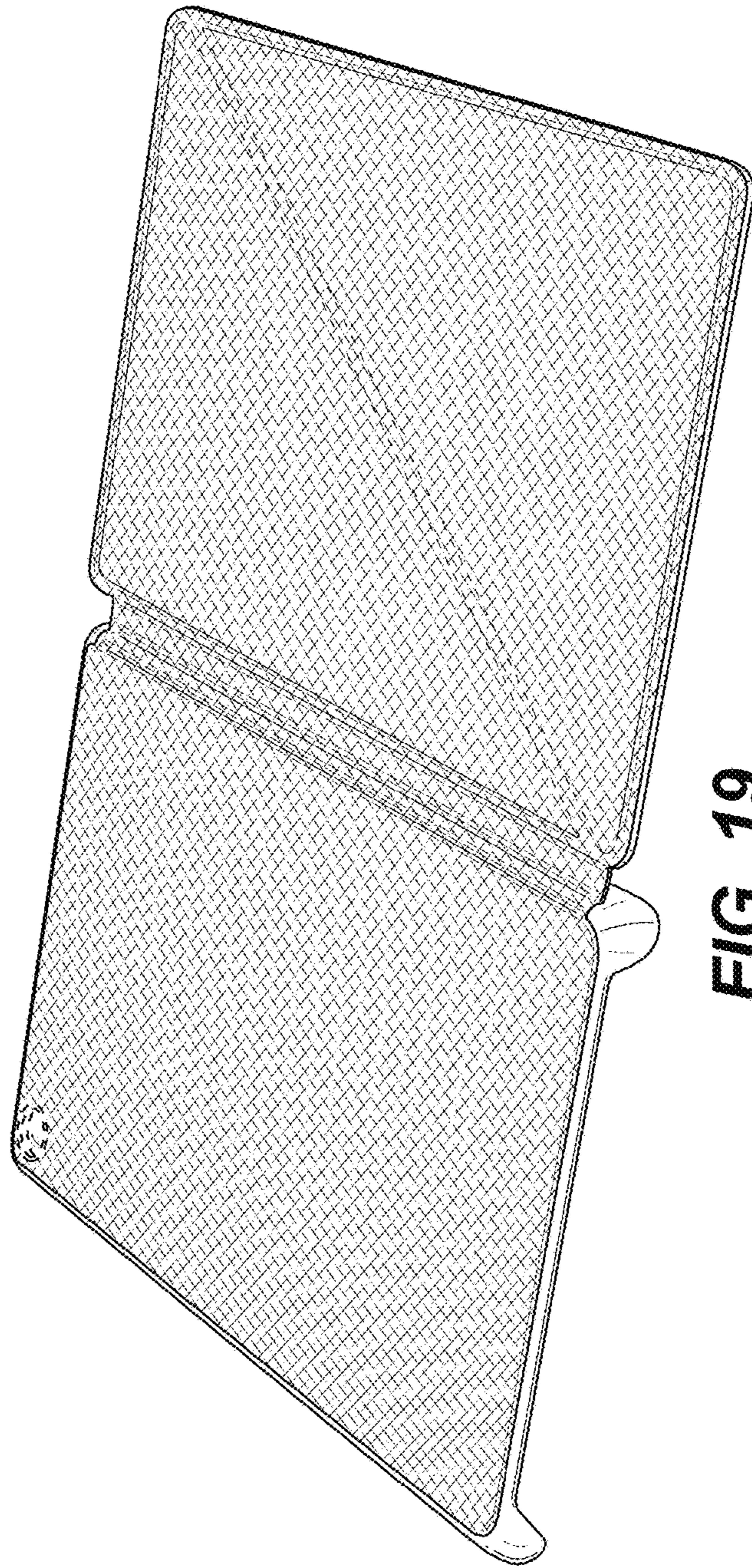


FIG. 19

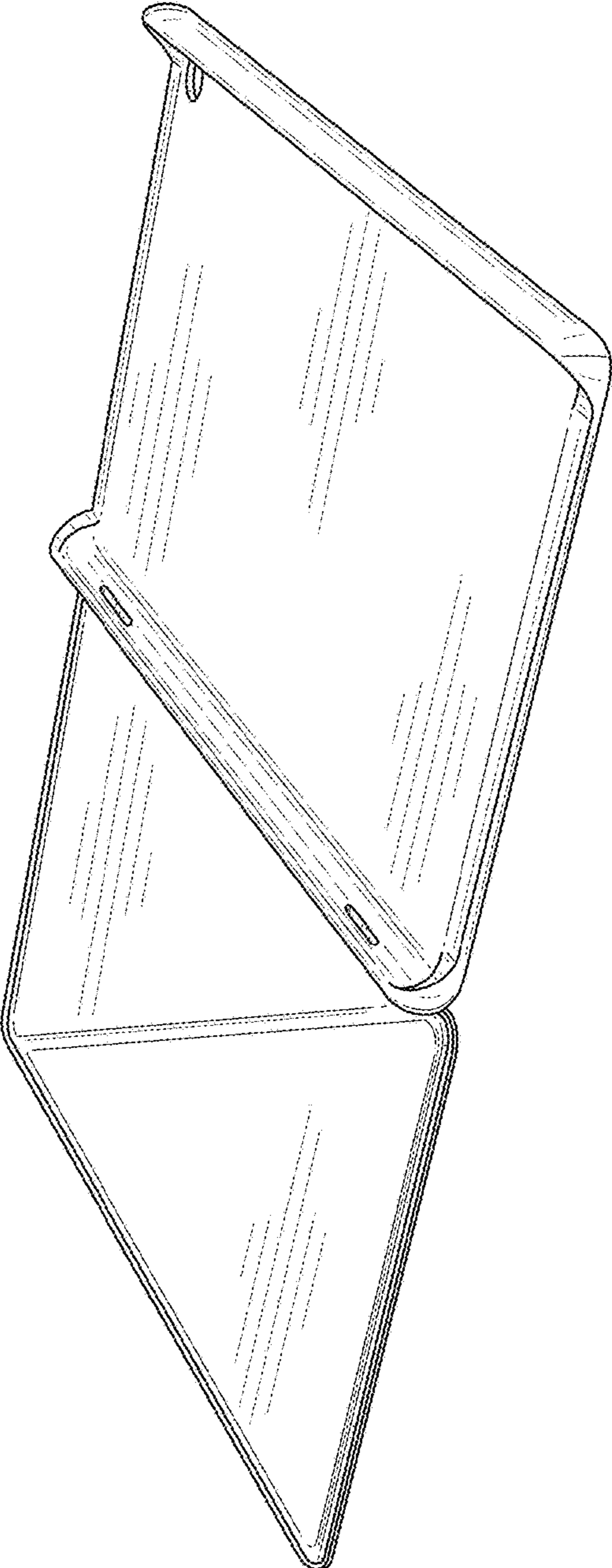


FIG. 20