



US00D848439S

(12) **United States Design Patent** (10) **Patent No.:** **US D848,439 S**
Brown et al. (45) **Date of Patent:** **** May 14, 2019**

- (54) **ELECTRONIC DEVICE SLEEVE**
- (71) Applicant: **Incase Designs Corp.**, Los Angeles, CA (US)
- (72) Inventors: **Jonathan Brown**, Monrovia, CA (US);
Hyun Hong, Los Angeles, CA (US);
Allen Min Choi, Union City, CA (US)
- (73) Assignee: **Incase Designs Corp.**, Irvine, CA (US)
- (**) Term: **15 Years**
- (21) Appl. No.: **29/664,027**
- (22) Filed: **Sep. 20, 2018**

Related U.S. Application Data

- (60) Division of application No. 29/578,417, filed on Sep. 21, 2016, now Pat. No. Des. 831,658, which is a division of application No. 29/522,409, filed on Mar. 30, 2015, now Pat. No. Des. 776,120, which is a continuation-in-part of application No. 14/673,495, filed on Mar. 30, 2015, now Pat. No. 9,642,428.
- (51) **LOC (11) Cl.** **14-02**
- (52) **U.S. Cl.**
USPC **D14/440**
- (58) **Field of Classification Search**
USPC D14/440; 206/45.23, 320, 45.2;
361/679.55; 294/25; 224/218
CPC ... G06F 1/1628; G06F 1/1626; A47B 23/044;
H04B 1/3888; H05K 5/0217
See application file for complete search history.

- (56) **References Cited**
U.S. PATENT DOCUMENTS
D654,263 S * 2/2012 Mahmood D3/201
D670,293 S * 11/2012 Shimizu D14/440
D765,086 S * 8/2016 Lee D14/440
D774,036 S * 12/2016 Kuntz D14/440
D811,411 S * 2/2018 Moore D14/440
D832,268 S * 10/2018 Mecchella D14/440
D832,851 S * 11/2018 Mecchella D14/440
2012/0043235 A1 * 2/2012 Klement A45C 11/00
206/320

* cited by examiner

Primary Examiner — Cynthia R Underwood
(74) *Attorney, Agent, or Firm* — Manatt, Phelps & Phillips, LLP

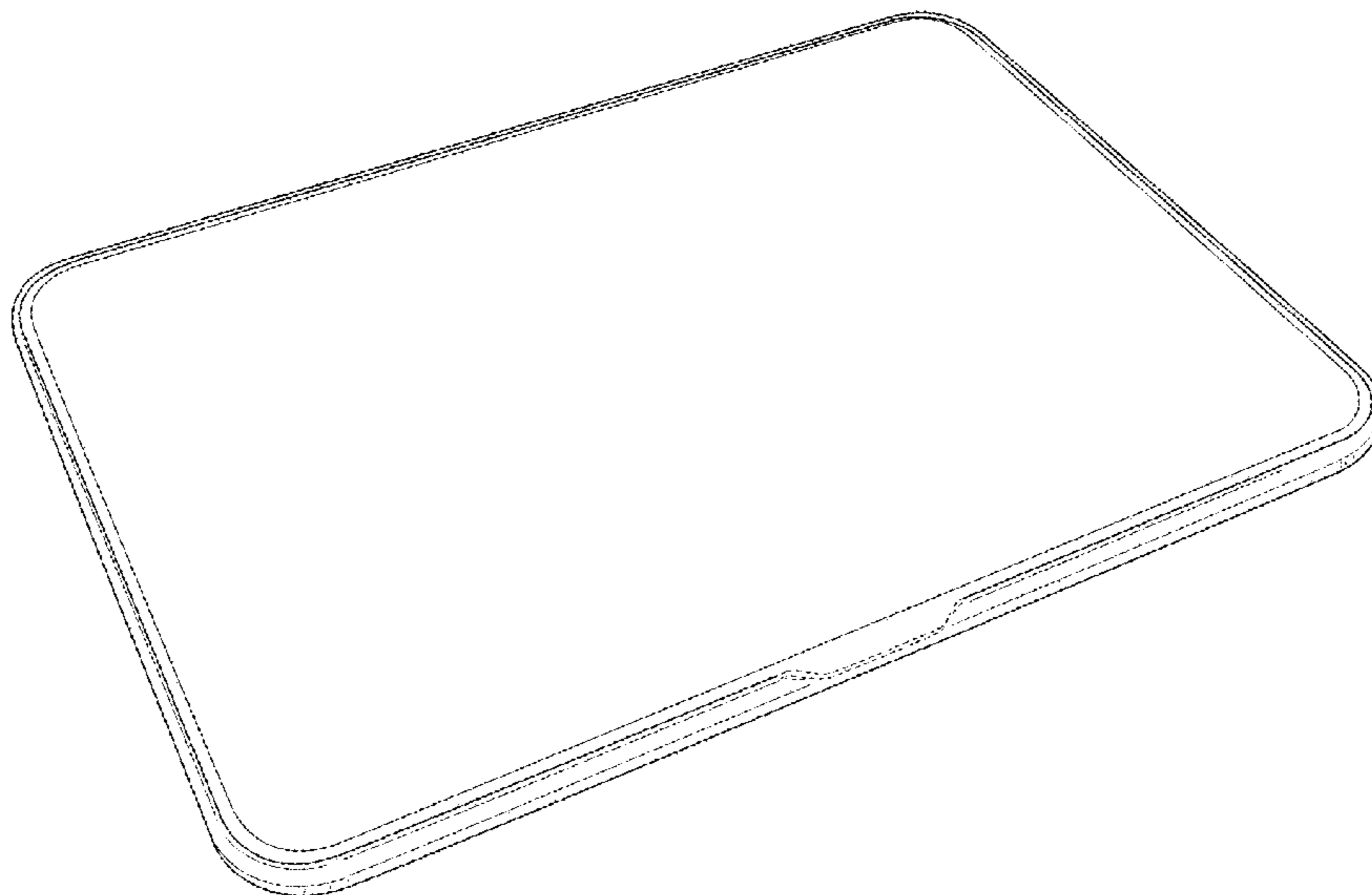
(57) **CLAIM**

The ornamental design for an electronic device sleeve, as shown and described.

DESCRIPTION

FIG. 1 is a front view of an electronic device sleeve showing our new design.
FIG. 2 is a back view thereof.
FIG. 3 is a left-side view thereof. A right-side view thereof is a mirror image of FIG. 3.
FIG. 4 is an upper-side view thereof.
FIG. 5 is a lower-side view thereof; and,
FIG. 6 is a front perspective view thereof.
The broken lines depict environmental structure and form no part of the claim.

1 Claim, 5 Drawing Sheets






FIG. 1




FIG. 2



FIG. 3




FIG. 4




FIG. 5

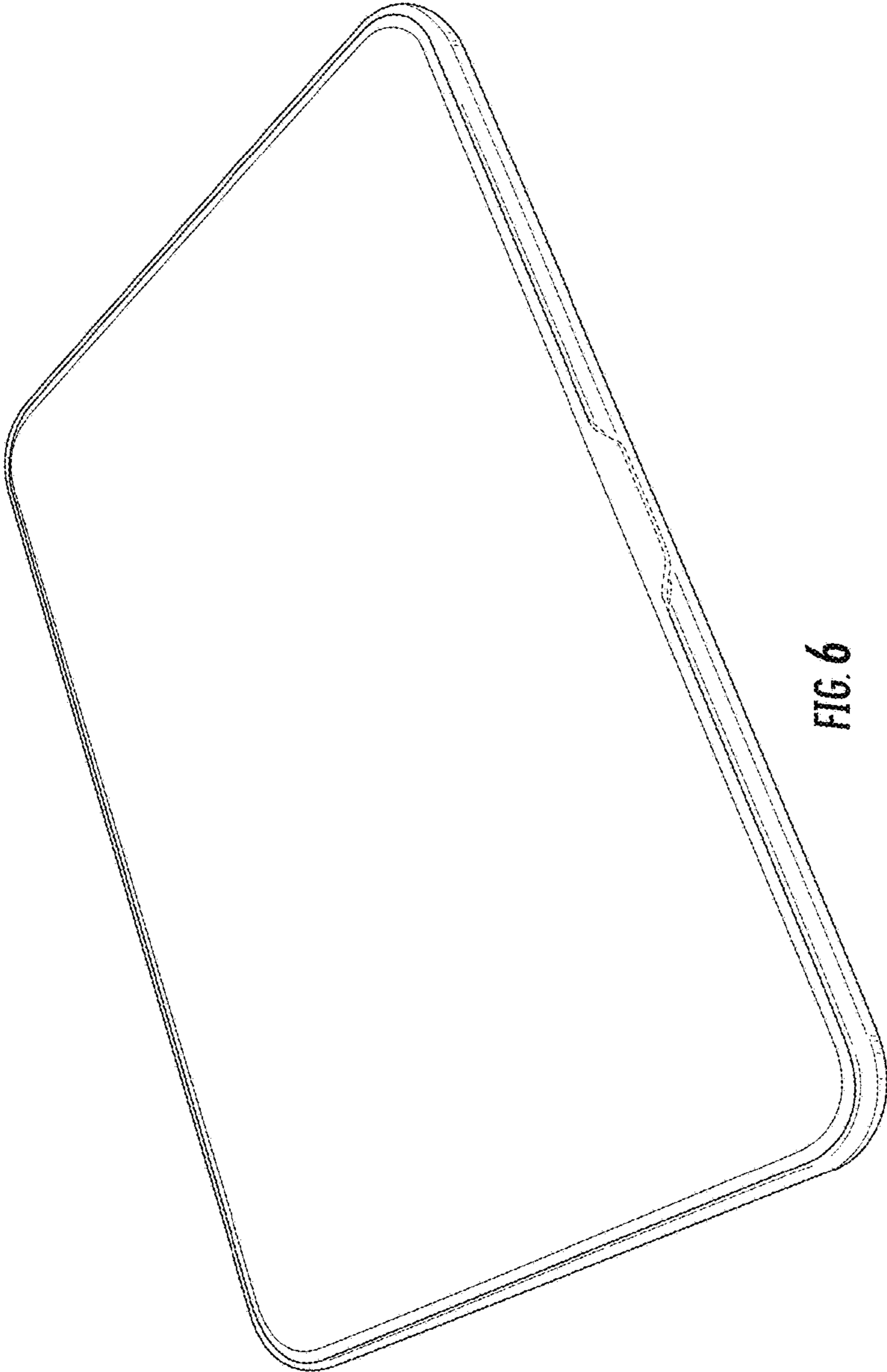


FIG. 6