



US00D848415S

(12) **United States Design Patent** (10) **Patent No.:** **US D848,415 S**
Banerjee et al. (45) **Date of Patent:** **** May 14, 2019**

(54) **ELECTRONIC DEVICE**
(71) Applicant: **Samsung Electronics Co., Ltd.**,
Suwon-si (KR)
(72) Inventors: **Prantik Banerjee**, Noida (IN); **Jinseok Hwang**, Walnut Creek, CA (US); **Kabir Singh**, Uttarakhand (IN); **Yeonju Ha**, Seoul (KR); **Arpan Maiti**, Delhi (IN); **Subinay Malhotra**, New Delhi (IN); **Sudhanwa Suhas Chavan**, Noida (IN); **Ho Kim**, New Delhi (IN)

D781,807 S * 3/2017 Hubbard D14/138 G
D786,848 S * 5/2017 Park D14/248
D789,317 S * 6/2017 Lee D14/138 G
D792,387 S * 7/2017 Lee D14/248
D793,984 S * 8/2017 Lee D14/138 G
D797,088 S * 9/2017 Lee D14/248
D797,089 S * 9/2017 Lee D14/248
D797,722 S * 9/2017 Lee D14/341

(Continued)

FOREIGN PATENT DOCUMENTS

EM 002831909-0002 2/2016
EM 003232982-0002 8/2016

(73) Assignee: **Samsung Electronics Co., Ltd.**,
Suwon-si (KR)

(**) Term: **15 Years**

(21) Appl. No.: **29/615,799**

(22) Filed: **Aug. 31, 2017**

(30) **Foreign Application Priority Data**

Mar. 23, 2017 (KR) 30-2017-0013563

(51) **LOC (11) Cl.** **14-02**

(52) **U.S. Cl.**
USPC **D14/341**

(58) **Field of Classification Search**
USPC D14/341, 138 G, 138 AD, 138 R, 138 C,
D14/496, 203.1, 203.5, 203.7, 248;
D21/329, 517
CPC . G06F 1/1626; H04M 1/0266; H04M 1/0202;
H04M 1/026; H04M 1/0279
See application file for complete search history.

(56) **References Cited**

U.S. PATENT DOCUMENTS

D761,772 S * 7/2016 Chung D14/248
D766,889 S * 9/2016 Akana D14/203.7
D767,562 S * 9/2016 Jang D14/341
9,578,759 B2 * 2/2017 Seo H04M 1/0202

OTHER PUBLICATIONS

Sridhar, Srivatsan. "Huawei Honor 5C with 5.2-inch 1080p display, fingerprint sensor, metal body, announced." [2016] www.fonearena.com Apr. 28, 2016 <<http://www.fonearena.com/blog/183479/huawei-honor-5c-with-5-2-inch-1080p-display-fingerprint-sensor-metal-body-announced.html>>.

Primary Examiner — Barbara Fox

(74) *Attorney, Agent, or Firm* — NSIP Law

(57) **CLAIM**

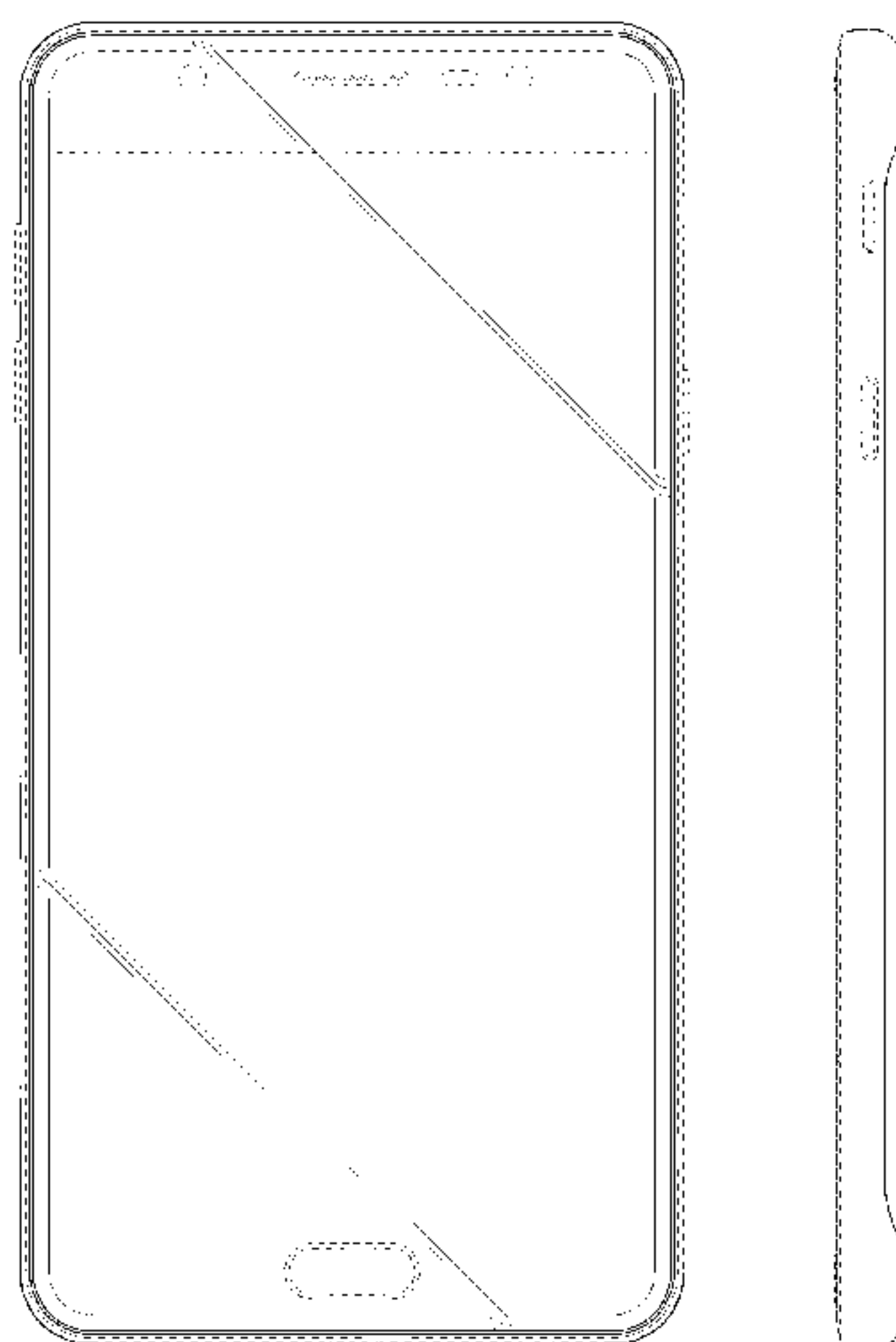
We claim the ornamental design for an electronic device, as shown and described.

DESCRIPTION

FIG. 1 is a front perspective view of an electronic device showing our new design;
FIG. 2 is a front elevational view thereof;
FIG. 3 is a rear elevational view thereof;
FIG. 4 is a left-side elevational view thereof;
FIG. 5 is a right-side elevational view thereof;
FIG. 6 is a top plan view thereof;
FIG. 7 is a bottom plan view thereof; and,
FIG. 8 is a rear perspective view thereof.

The broken lines shown in the drawings depict portions of the electronic device that form no part of the claimed design.

1 Claim, 6 Drawing Sheets



(56)

References Cited

U.S. PATENT DOCUMENTS

D798,853 S * 10/2017 Park D14/248
D801,297 S * 10/2017 Song D14/138 G
D803,203 S * 11/2017 Lee D14/248
D803,806 S * 11/2017 Lee D14/138 G
D803,821 S * 11/2017 Lee D14/248
D803,822 S * 11/2017 Lee D14/248
D815,056 S * 4/2018 Song D14/138 G
D817,912 S * 5/2018 Choi D14/138 G
D817,942 S * 5/2018 Lee D14/248

* cited by examiner

FIG. 1

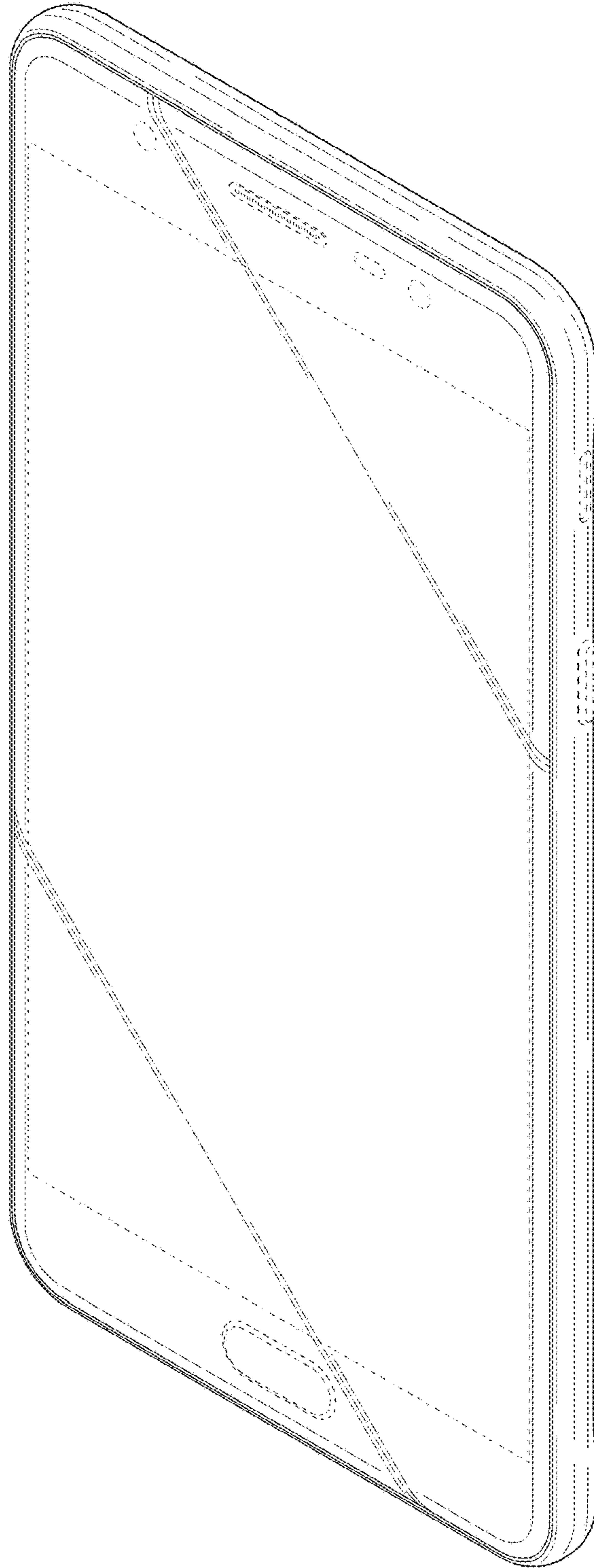


FIG.2




FIG.3




FIG.4



FIG.5




FIG.6

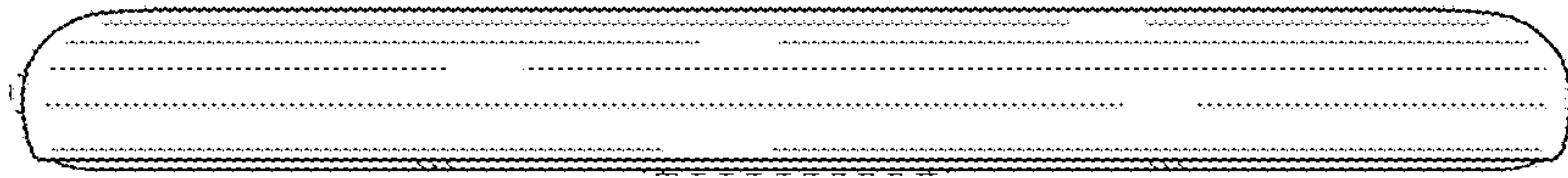


FIG.7

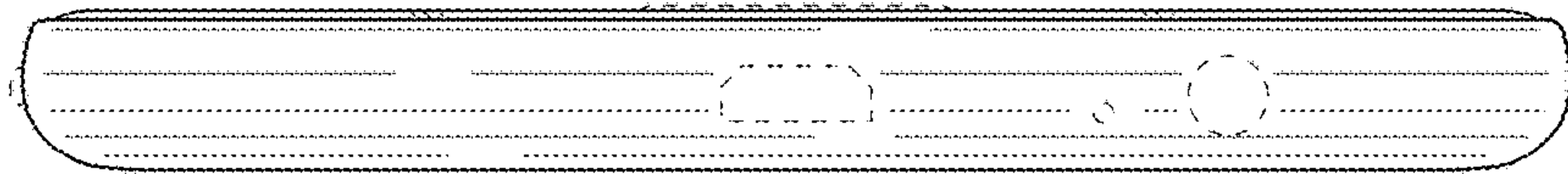


FIG.8

