



US00D848403S

(12) **United States Design Patent**
Tsuruoka

(10) **Patent No.:** **US D848,403 S**

(45) **Date of Patent:** **** May 14, 2019**

(54) **MICROPHONE**

(71) Applicant: **Naoto Tsuruoka**, Tokyo (JP)

(72) Inventor: **Naoto Tsuruoka**, Tokyo (JP)

(73) Assignee: **Ricoh Company, Ltd.**, Tokyo (JP)

(**) Term: **15 Years**

(21) Appl. No.: **29/637,629**

(22) Filed: **Feb. 20, 2018**

(30) **Foreign Application Priority Data**

Aug. 24, 2017 (JP) 2017-018197

(51) **LOC (11) Cl.** **14-01**

(52) **U.S. Cl.**
USPC **D14/225**

(58) **Field of Classification Search**
USPC D14/221, 225, 226, 227, 228, 229, 150,
D14/154, 155, 158, 160, 172
CPC H04R 19/04; H04R 19/00; H04R 1/406;
H04R 1/08; H04R 1/04; H04R 1/326;
H04R 29/004; H04R 2410/00; H04R
2410/01; H04R 2410/03; H04R 2410/05;
H04R 2410/07; H04R 2420/07; H04R
17/02

See application file for complete search history.

(56) **References Cited**

U.S. PATENT DOCUMENTS

- 4,199,724 A * 4/1980 Kondo G11B 31/003
360/137
- D256,122 S * 7/1980 Culbertson D14/137
- 4,293,742 A * 10/1981 Sato G11B 25/063
360/137
- D459,718 S * 7/2002 Ma D14/225
- D576,999 S * 9/2008 Tofflinger D14/154
- D595,684 S * 7/2009 Ganley D14/155
- D711,848 S * 8/2014 Liu D14/155
- 9,762,075 B1 * 9/2017 Gill H01M 2/1022

- D803,193 S * 11/2017 Meinertz D14/225
- 2013/0294622 A1 * 11/2013 Kasai H04R 19/005
381/162
- 2018/0270416 A1 * 9/2018 Kaga H04N 5/2253

OTHER PUBLICATIONS

Ricoh's new Theta V puts 360-degree 4K video recording in a tiny package, posted Aug. 31, 2017 [online], retrieved Dec. 17, 2018, retrieved from internet, <<https://www.androidpolice.com/2017/08/31/ricohs-new-theta-v-puts-360-degree-4k-video-recording-tiny-package/>>.*

Ricoh TA-1 3D Microphone for Theta V 360 Camera, posted Nov. 1, 2017 [online], retrieved Dec. 17, 2018, retrieved from internet, <https://www.bhphotovideo.com/c/product/1358449-REG/ricoh_910754_ta_1_3d_microphone_for.html>.*

* cited by examiner

Primary Examiner — Barbara Fox

Assistant Examiner — Messina L Smith

(74) *Attorney, Agent, or Firm* — Oblon, McClelland, Maier & Neustadt, L.L.P.

(57) **CLAIM**

The ornamental design for a microphone, as shown and described.

DESCRIPTION

FIG. 1 is a front perspective view of a microphone according to my design;

FIG. 2 is front elevational view thereof;

FIG. 3 is a right side elevational view thereof;

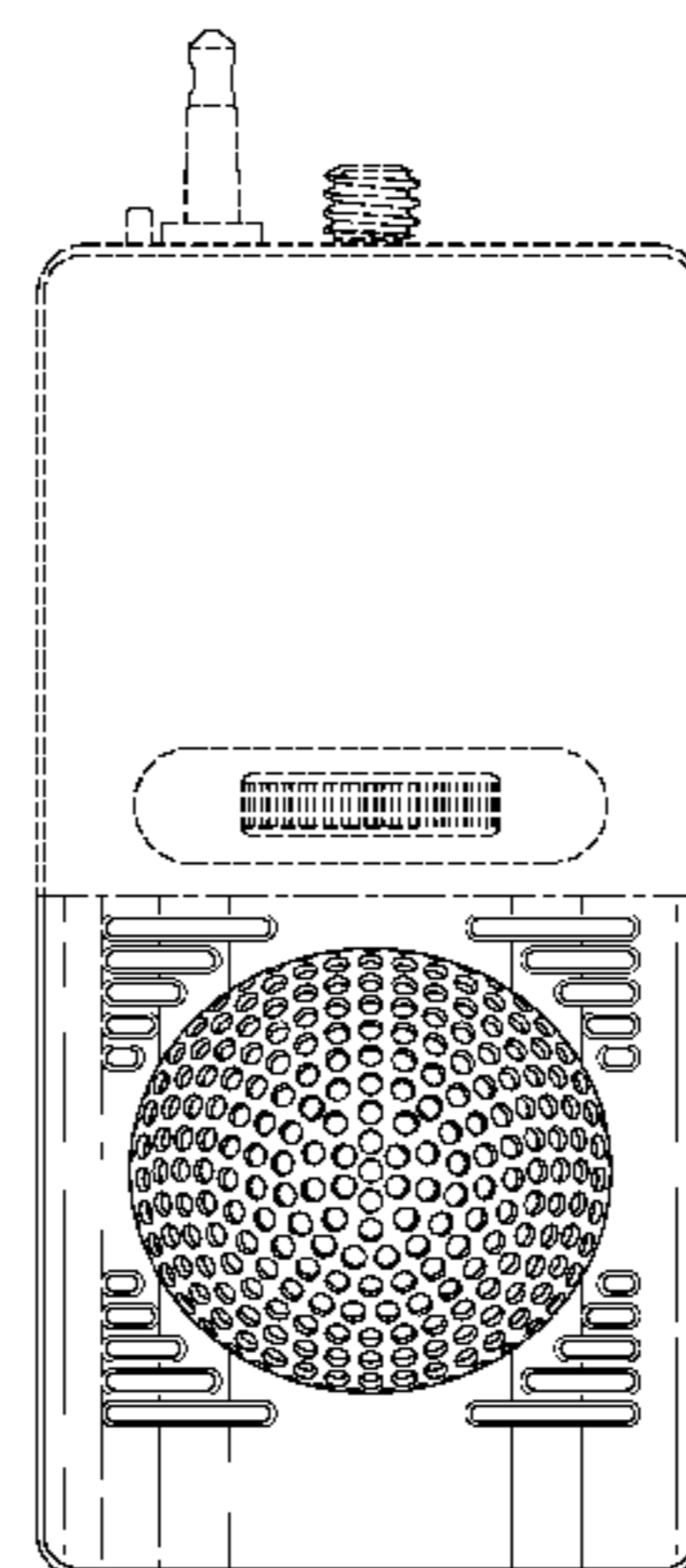
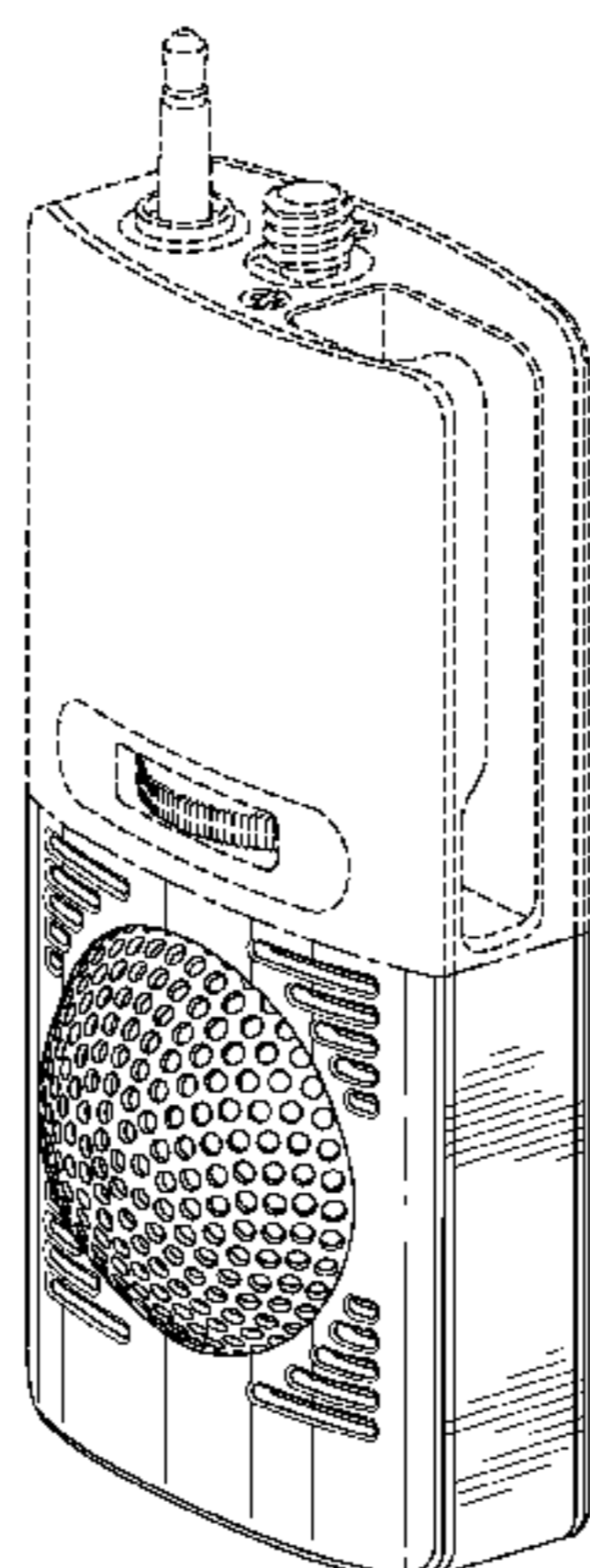
FIG. 4 is a left side elevational view thereof;

FIG. 5 is a top plan view thereof; and,

FIG. 6 is a bottom plan view thereof.

The broken lines in the drawings depict portions of the microphone that form no part of the claimed design. The uneven broken lines in FIGS. 1-4 depict boundary lines that form no part of the claimed design.

1 Claim, 6 Drawing Sheets



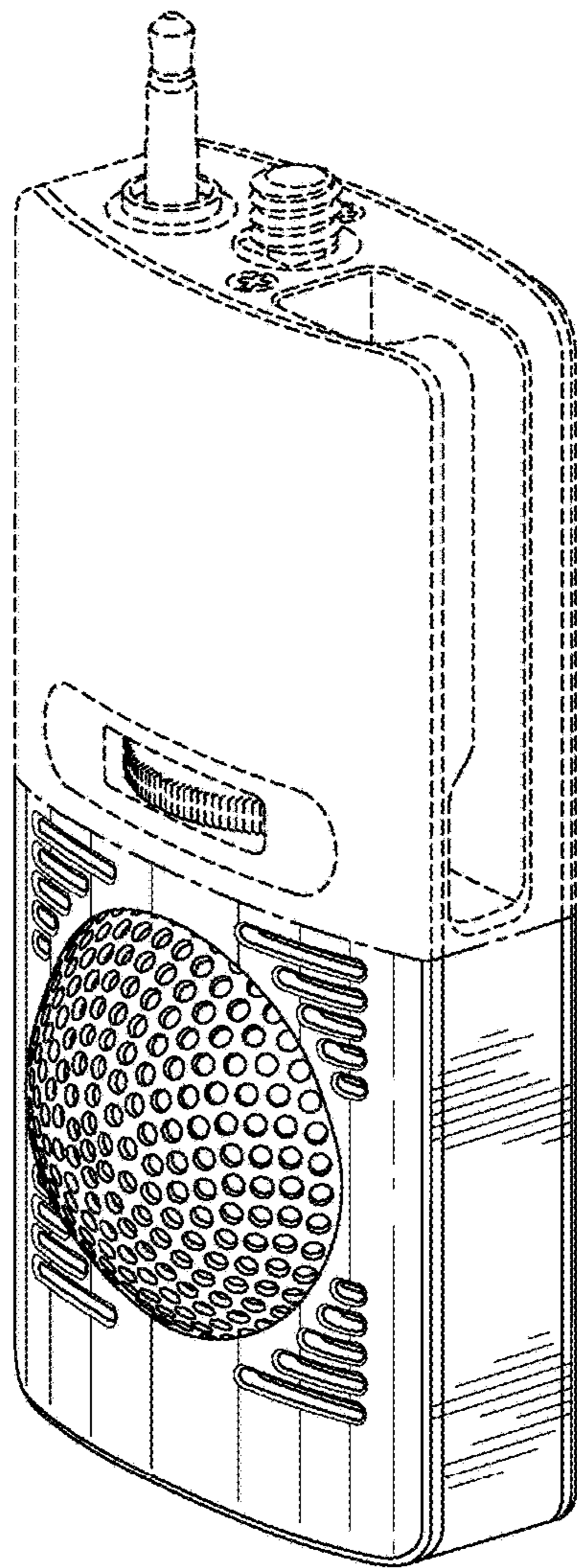


FIG. 1

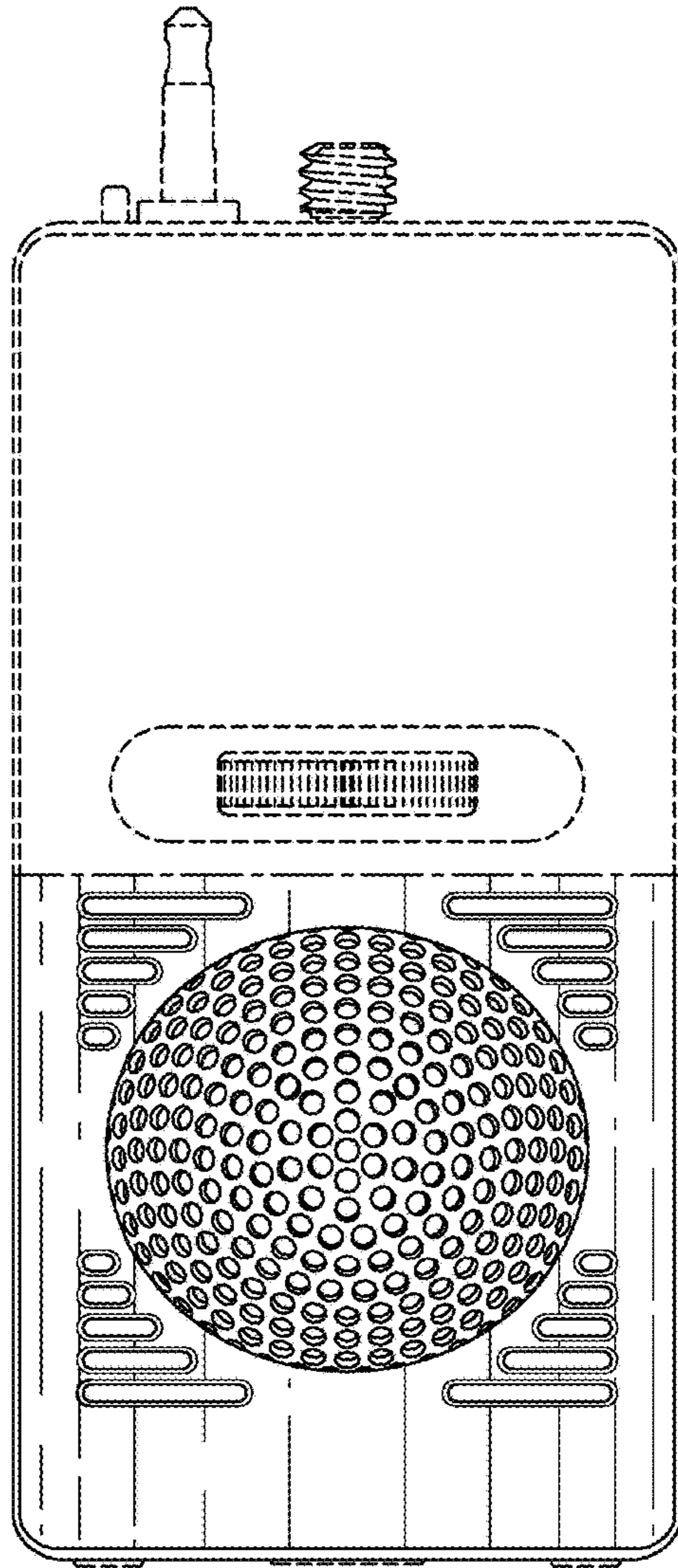


FIG. 2

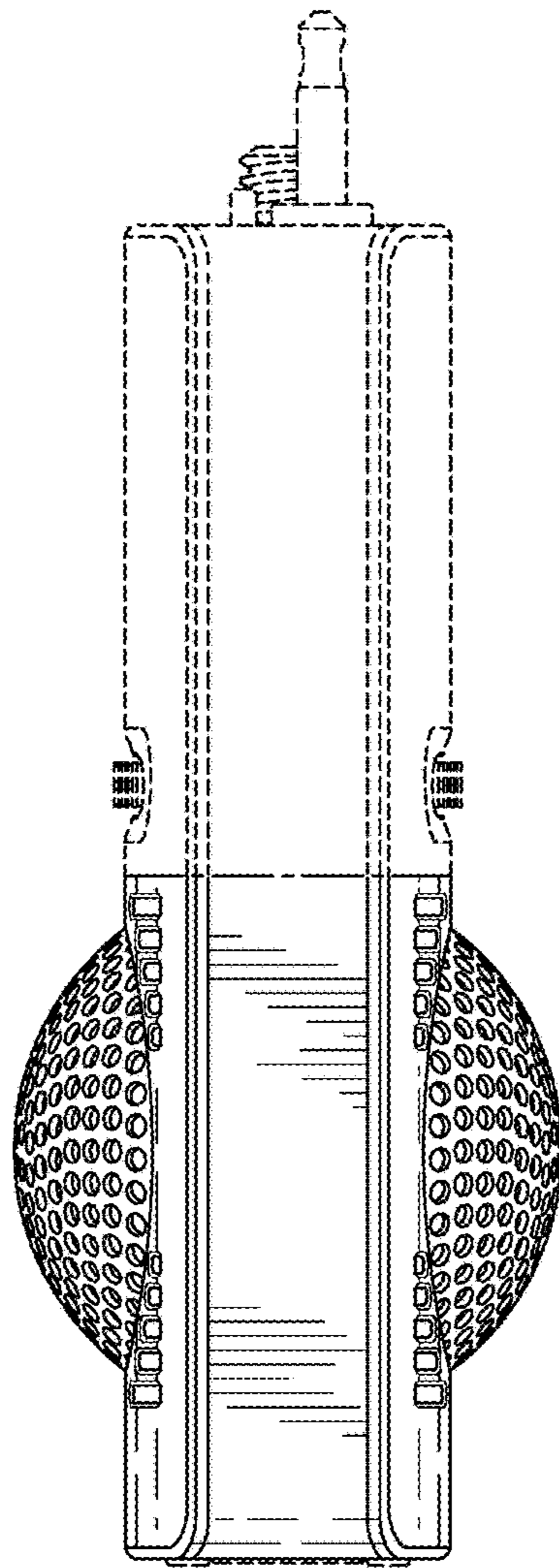


FIG. 3

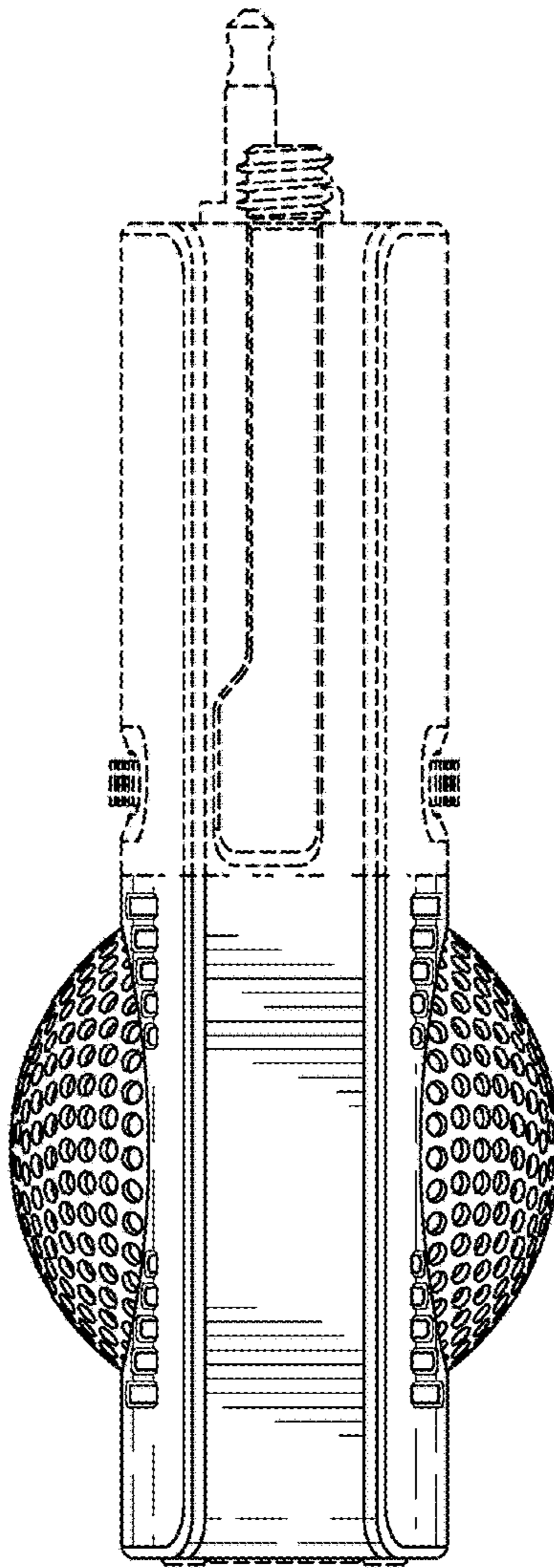


FIG. 4

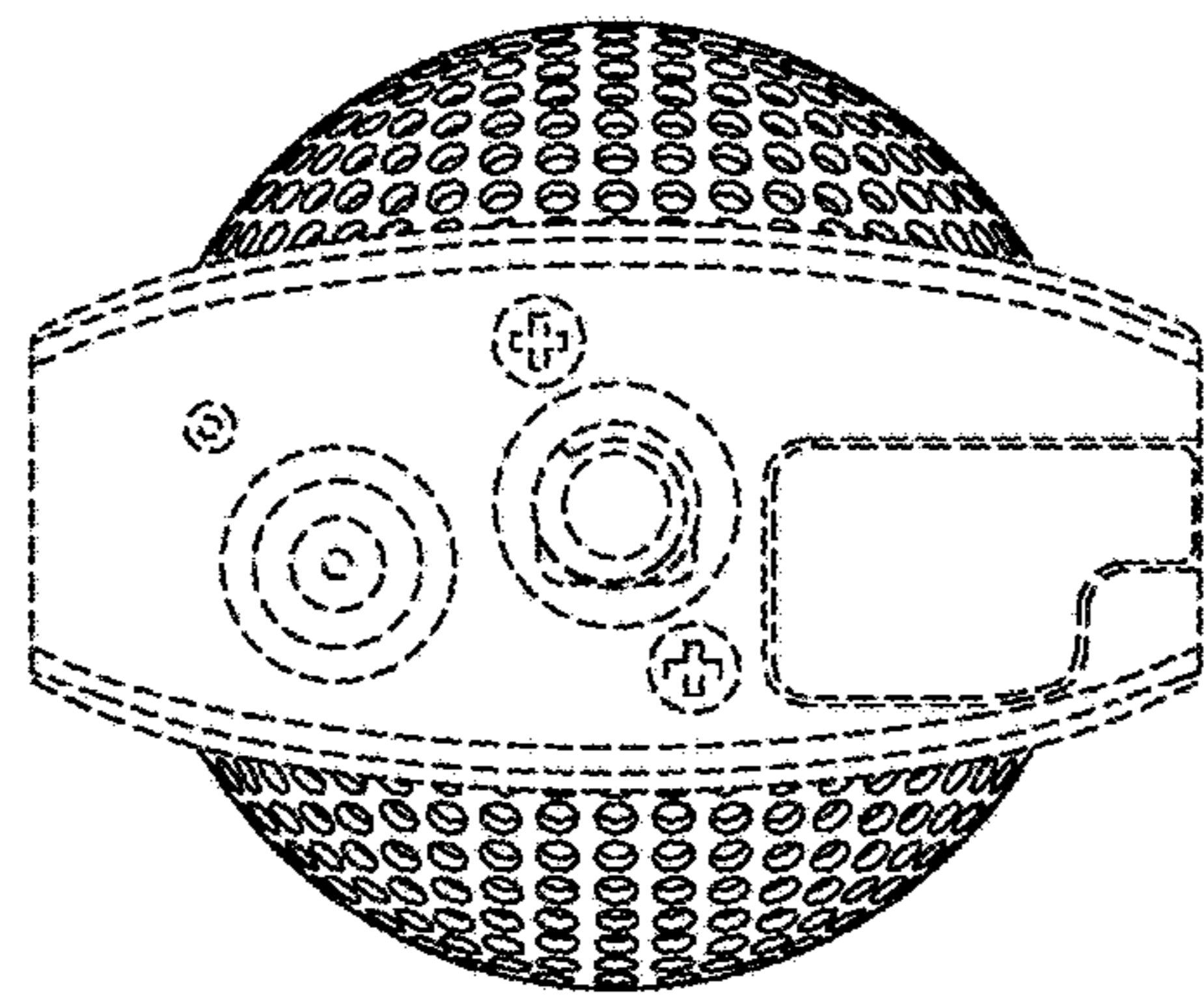


FIG. 5

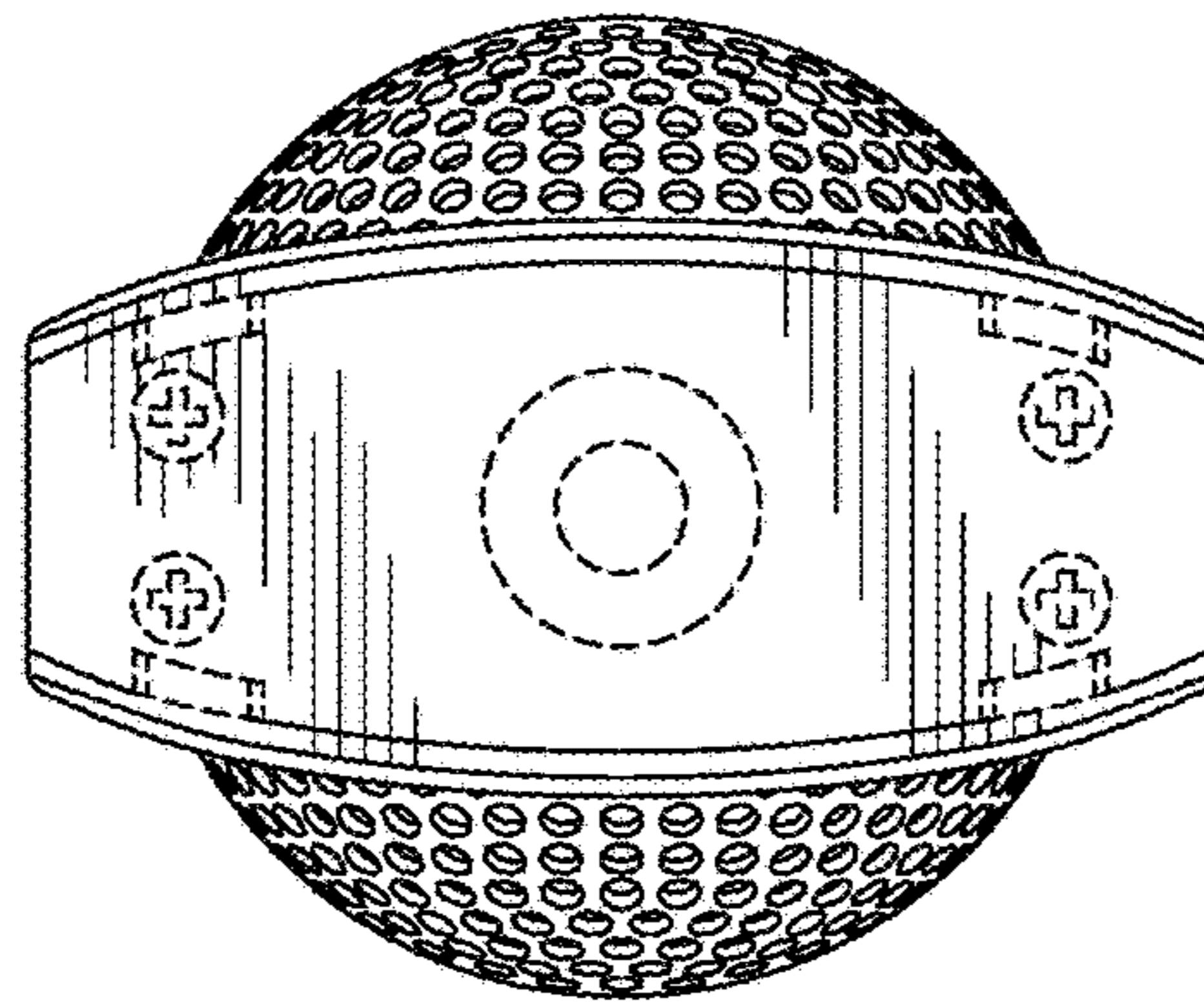


FIG. 6