



US00D848396S

(12) **United States Design Patent**
Wilson et al.

(10) **Patent No.:** **US D848,396 S**

(45) **Date of Patent:** **** May 14, 2019**

- (54) **NOISE MONITORING HEADSET**
- (71) Applicant: **Honeywell International Inc.**, Morris Plains, NJ (US)
- (72) Inventors: **May Wilson**, Wokingham (GB); **Jie Zhu**, Shanghai (CN); **Weimin Zhou**, Shanghai (CN); **Claes Haglund**, Odkra (SE); **Erik Pertot**, Treiste (IT); **Trym Holter**, Trondheim (NO)
- (73) Assignee: **Honeywell International Inc.**, Morris Plains, NJ (US)
- (**) Term: **15 Years**
- (21) Appl. No.: **29/624,642**
- (22) Filed: **Nov. 2, 2017**
- (51) **LOC (11) Cl.** **14-01**
- (52) **U.S. Cl.**
USPC **D14/205; D29/112**
- (58) **Field of Classification Search**
USPC D14/205, 188, 192, 137, 147, 249;
D29/112, 108, 122; 181/129, 130, 135;
379/430, 431; 381/380, 381, 374, 74;
455/90.3, 575.1, 569.1; 2/209, 410, 417,
2/423
CPC H04R 25/00; H04R 1/1066; H04R 1/1016;
H04R 5/033; H04R 5/0335; A42B 1/06;
A61F 11/06
See application file for complete search history.

- D206,256 S * 11/1966 Boyer D29/112
- 3,335,720 A * 8/1967 Aileo A42B 3/166
128/866
- 3,637,040 A * 1/1972 Gorman A61F 11/14
181/129

(Continued)

OTHER PUBLICATIONS

European Community Design Registration No. 005253754-0001, dated Jun. 19, 2018, 6 pages.

(Continued)

Primary Examiner — Paula Allen Greene

(74) *Attorney, Agent, or Firm* — Wick Phillips Gould & Martin, LLP

(57) **CLAIM**

The ornamental design for a noise monitoring headset, as shown and described.

DESCRIPTION

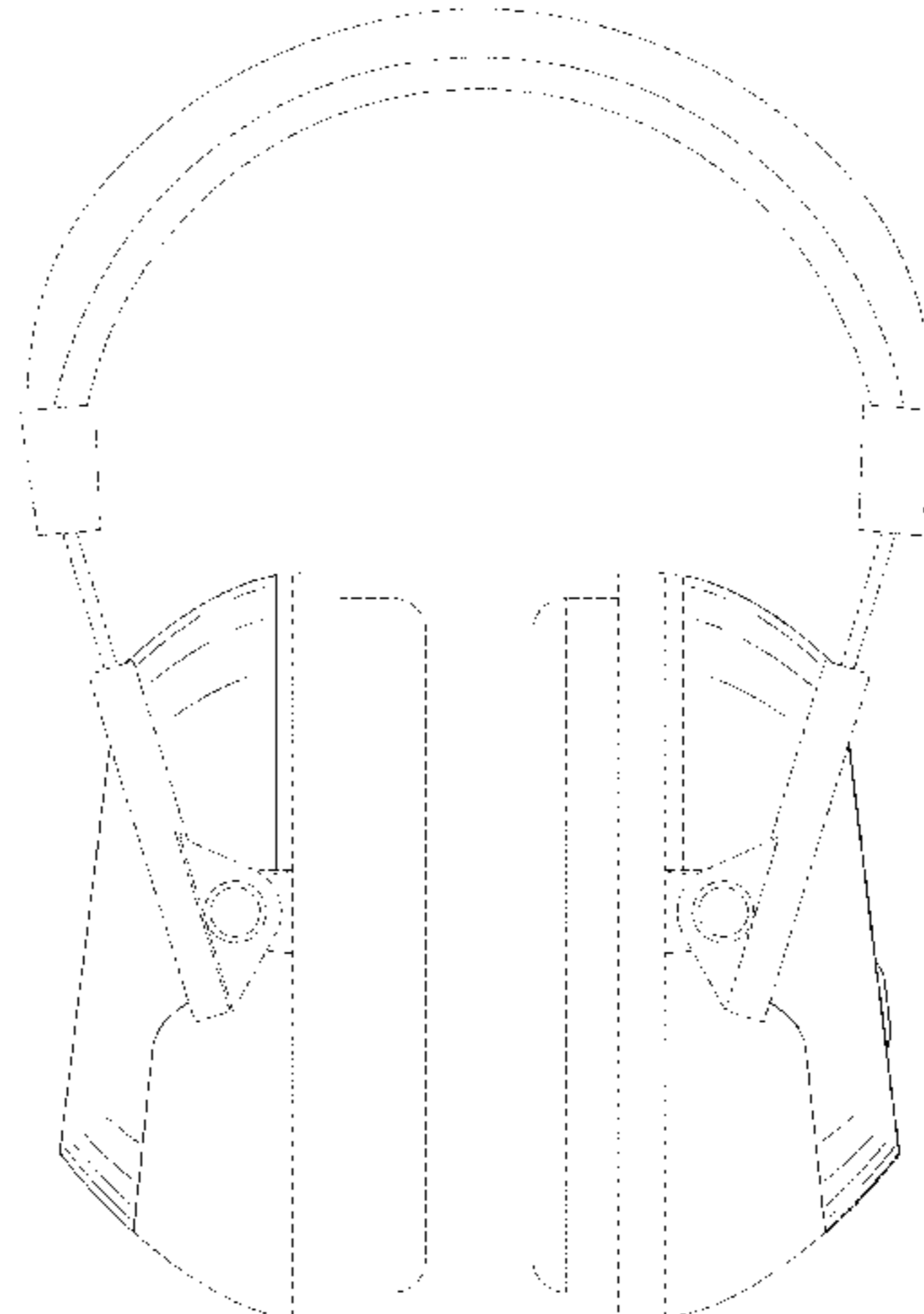
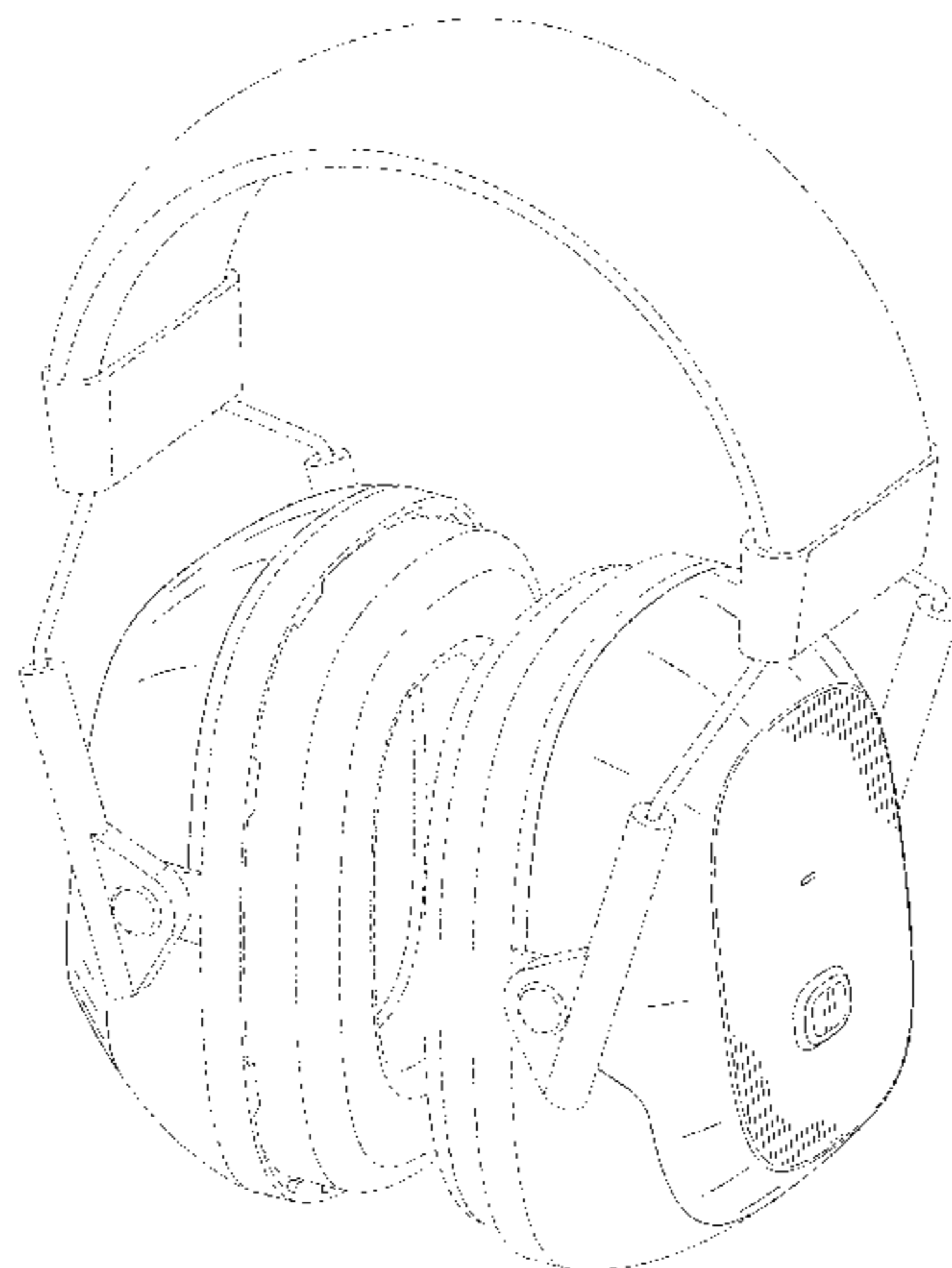
FIG. 1 is a front perspective view of a noise monitoring headset in accordance with the new design;
 FIG. 2 is a front view of the noise monitoring headset in accordance with the new design;
 FIG. 3 is a rear view of the noise monitoring headset in accordance with the new design;
 FIG. 4 is a right side view of the noise monitoring headset in accordance with the new design;
 FIG. 5 is a left side view of the noise monitoring headset in accordance with the new design;
 FIG. 6 is a top view of the noise monitoring headset in accordance with the new design;
 FIG. 7 is a bottom view of the noise monitoring headset in accordance with the new design; and,
 FIG. 8 is a rear perspective view of a noise monitoring headset in accordance with the new design.
 The broken lines shown in the drawings are only provided to illustrate the environment of the design, and form no part of the claimed design.

1 Claim, 7 Drawing Sheets

(56) **References Cited**

U.S. PATENT DOCUMENTS

- 2,801,423 A * 8/1957 Shaw A61F 11/14
128/866
- 2,981,958 A * 5/1961 Wadsworth A61F 11/14
2/209
- 3,220,505 A * 11/1965 Hargrave H04M 1/05
181/129



(56)

References Cited

U.S. PATENT DOCUMENTS

D229,833 S * 1/1974 Becker D14/205
 3,796,840 A * 3/1974 Ohta H04R 1/1075
 381/19
 D254,616 S * 4/1980 Tabata D14/205
 D255,352 S * 6/1980 Besasie D14/205
 D255,569 S * 6/1980 Lung D14/168
 D266,417 S * 10/1982 Perez D14/165
 4,682,374 A * 7/1987 Geiser A61F 9/029
 2/209
 D298,670 S * 11/1988 Palmaer D14/205
 D301,145 S * 5/1989 Besasie D14/205
 D317,767 S * 6/1991 Banks D14/205
 D322,071 S * 12/1991 Bergin D14/205
 5,068,923 A * 12/1991 Sjoqvist A61F 11/14
 181/129
 D328,461 S * 8/1992 Daido D14/205
 D337,115 S * 7/1993 Yamazaki D14/205
 5,241,971 A * 9/1993 Lundin A61F 11/14
 128/864
 5,384,857 A * 1/1995 Nordin A61F 11/14
 381/374
 5,420,381 A * 5/1995 Gardner, Jr. A61F 11/14
 181/129
 5,497,427 A * 3/1996 Nageno H04R 1/1066
 381/381
 D369,604 S * 5/1996 Morimiya D14/205
 D375,584 S * 11/1996 Westerdal D29/112
 D385,390 S * 10/1997 Liou D2/953
 5,751,825 A * 5/1998 Myers G04F 5/025
 381/118
 D410,466 S * 6/1999 Mouri D14/205
 D411,200 S * 6/1999 Almqvist D14/192
 D413,413 S * 8/1999 Dillon D14/205
 5,996,123 A * 12/1999 Leight A61F 11/14
 128/867
 6,449,806 B1 * 9/2002 Engelhard H04M 1/05
 2/209
 D491,163 S * 6/2004 Green D14/205

D497,608 S * 10/2004 Birgersson D14/205
 D499,216 S * 11/2004 Haglund A61F 11/14
 D29/122
 D512,708 S * 12/2005 Harris, Jr. D14/205
 D538,261 S * 3/2007 Taylor D14/205
 D541,255 S * 4/2007 Taylor D14/205
 7,335,222 B1 * 2/2008 Tyler A61F 7/10
 607/108
 D573,581 S * 7/2008 Gondo D14/205
 D581,394 S * 11/2008 Lee D14/205
 D584,715 S * 1/2009 Brennwald D14/205
 D585,872 S * 2/2009 Lee D14/205
 D594,847 S * 6/2009 Suzuki D14/205
 D603,370 S * 11/2009 Suzuki D14/205
 D642,554 S * 8/2011 Schaal D14/205
 D651,764 S * 1/2012 Gresko A61F 11/14
 D29/112
 D662,080 S * 6/2012 Carr D14/205
 D709,479 S * 7/2014 Melamed H04R 1/10
 D14/205
 D719,136 S * 12/2014 Schaal D14/205
 D729,194 S * 5/2015 Boeckel D14/205
 D736,475 S * 8/2015 Fletcher D29/112
 D752,816 S * 3/2016 Fletcher D29/112
 D753,884 S * 4/2016 Bonney D29/112
 D763,225 S * 8/2016 Bin D14/205
 D764,717 S * 8/2016 Fletcher D29/112
 D766,520 S * 9/2016 Fletcher D29/112
 9,554,733 B2 * 1/2017 Henriksen A61B 5/12
 D794,603 S * 8/2017 Riggs D14/205
 D805,697 S * 12/2017 Pratley D29/112
 9,895,088 B2 * 2/2018 Henriksen A61B 5/12
 D815,615 S * 4/2018 Wernblad D14/205
 D821,653 S * 6/2018 Pratley D29/112
 D834,260 S * 11/2018 Garcia Mansilla D29/112

OTHER PUBLICATIONS

China Design Patent Application No. 201830190970.1, filed May 2, 2018, 22 pages.

* cited by examiner

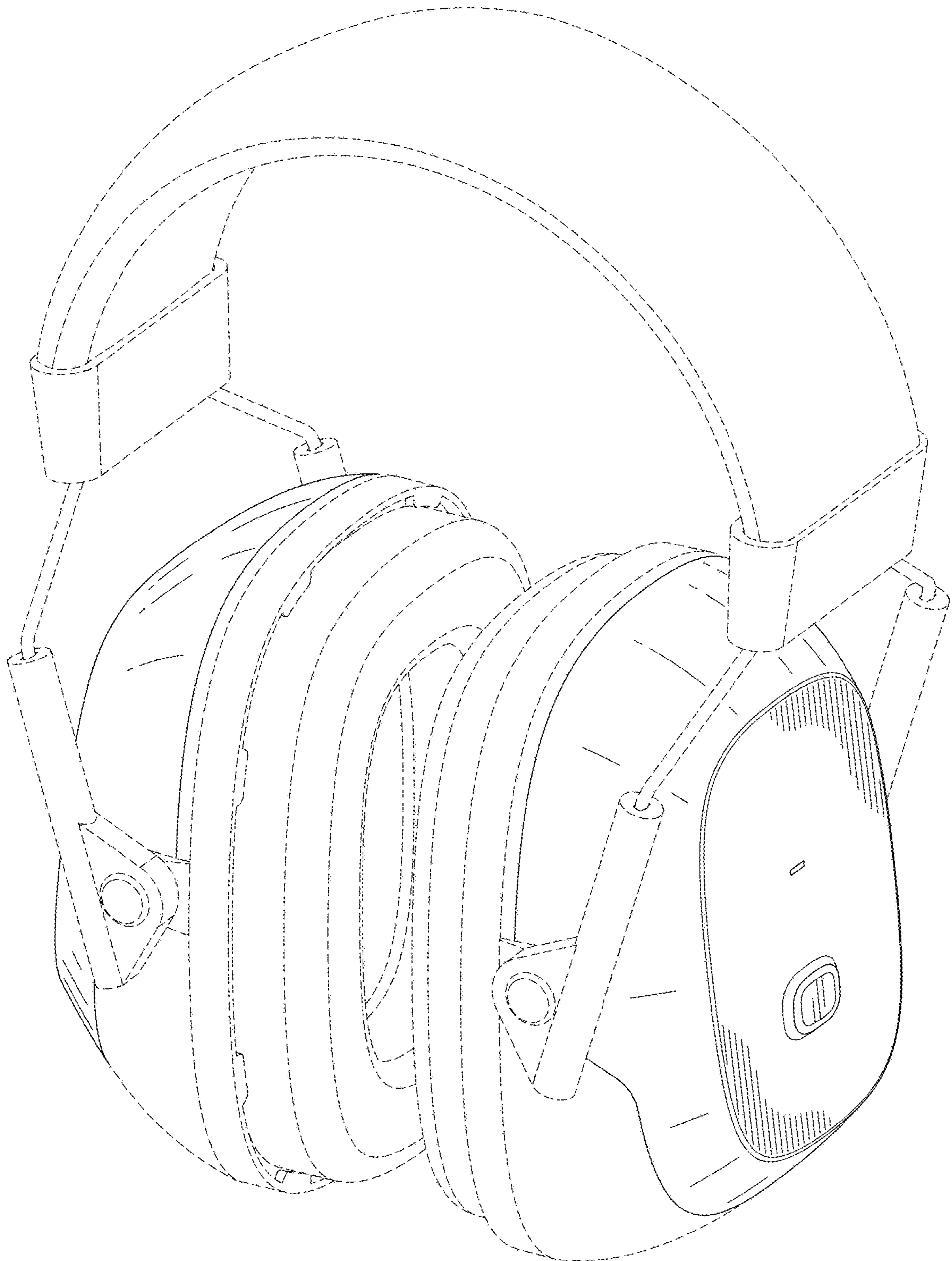


FIG. 1

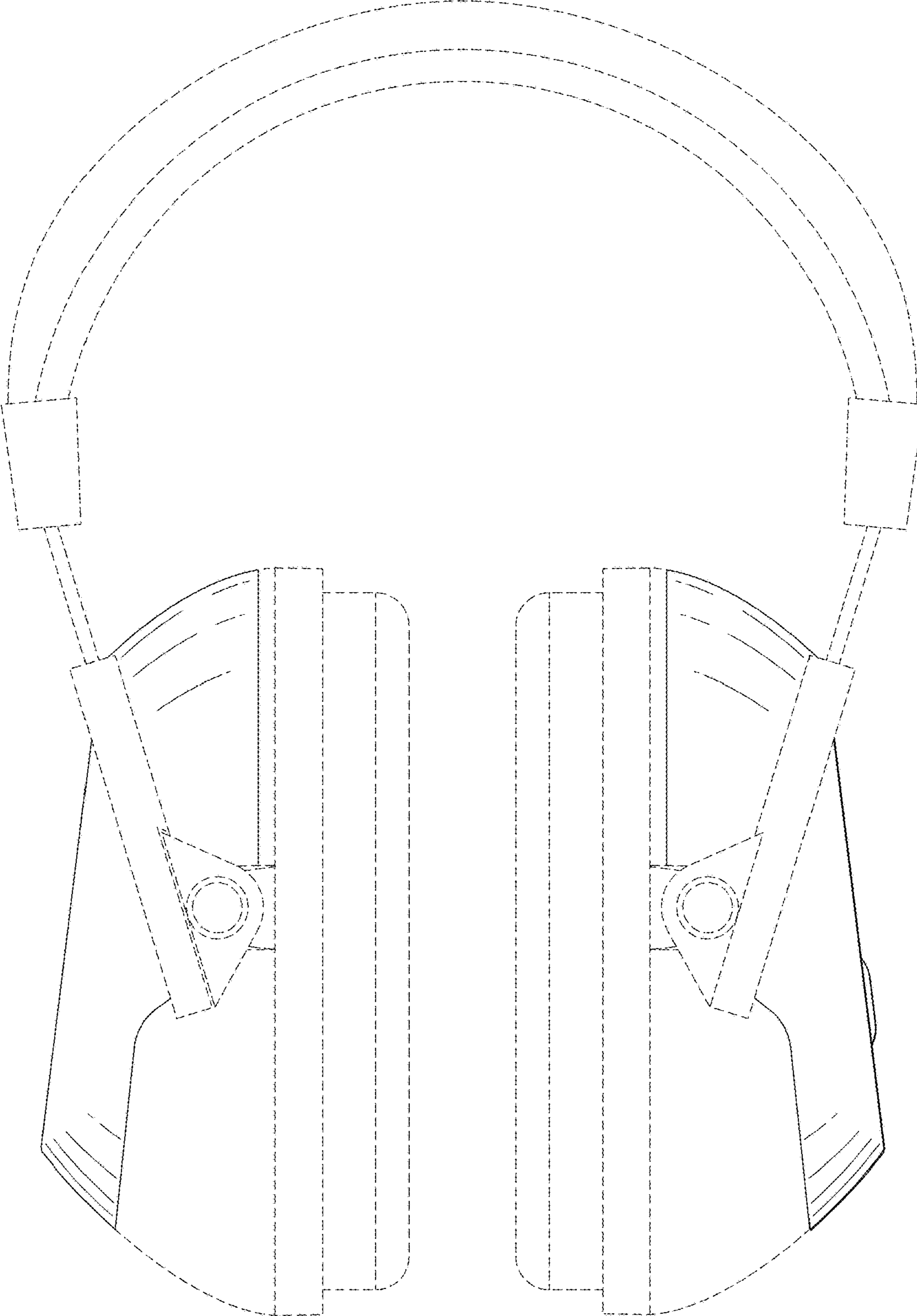


FIG. 2

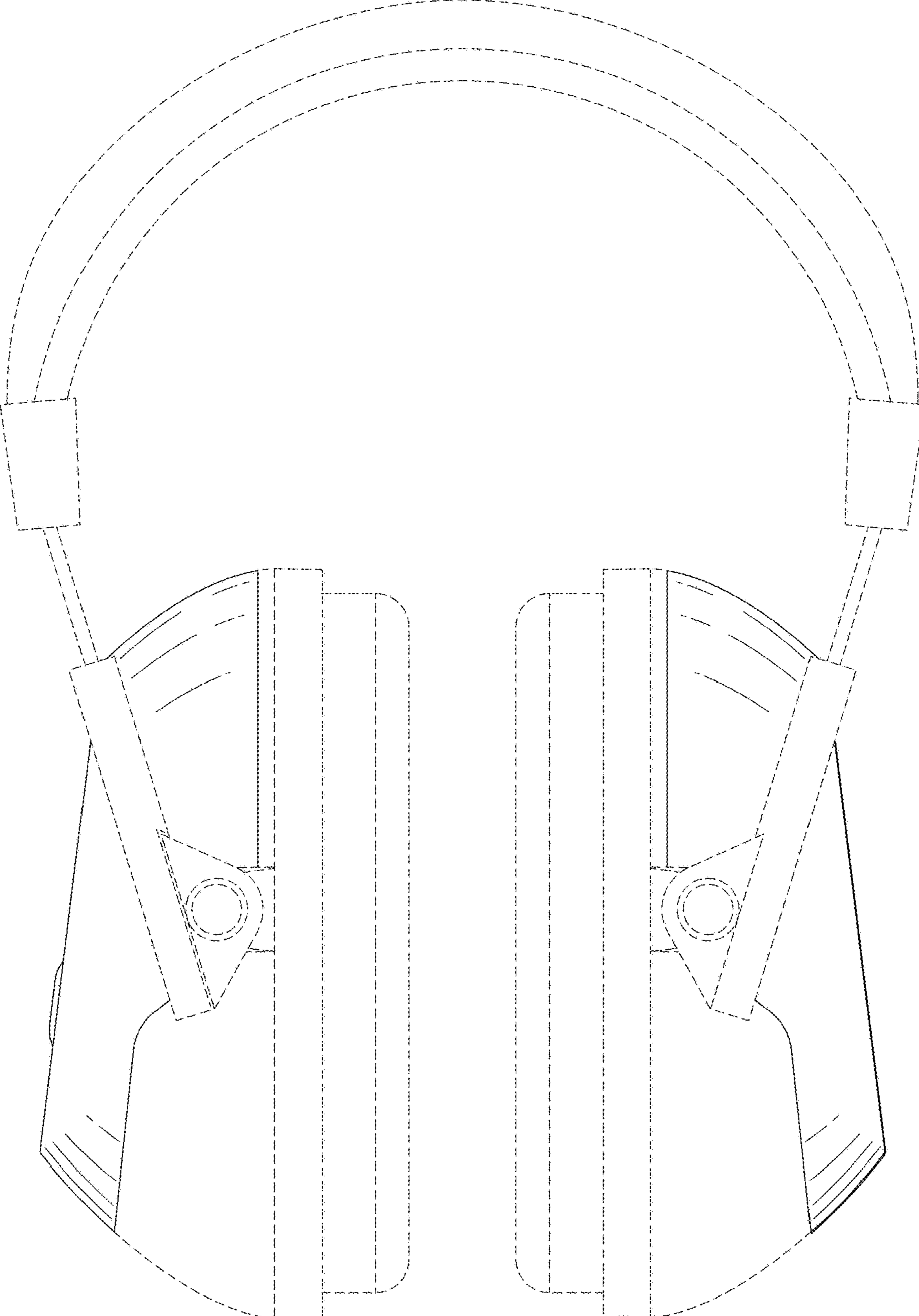


FIG. 3

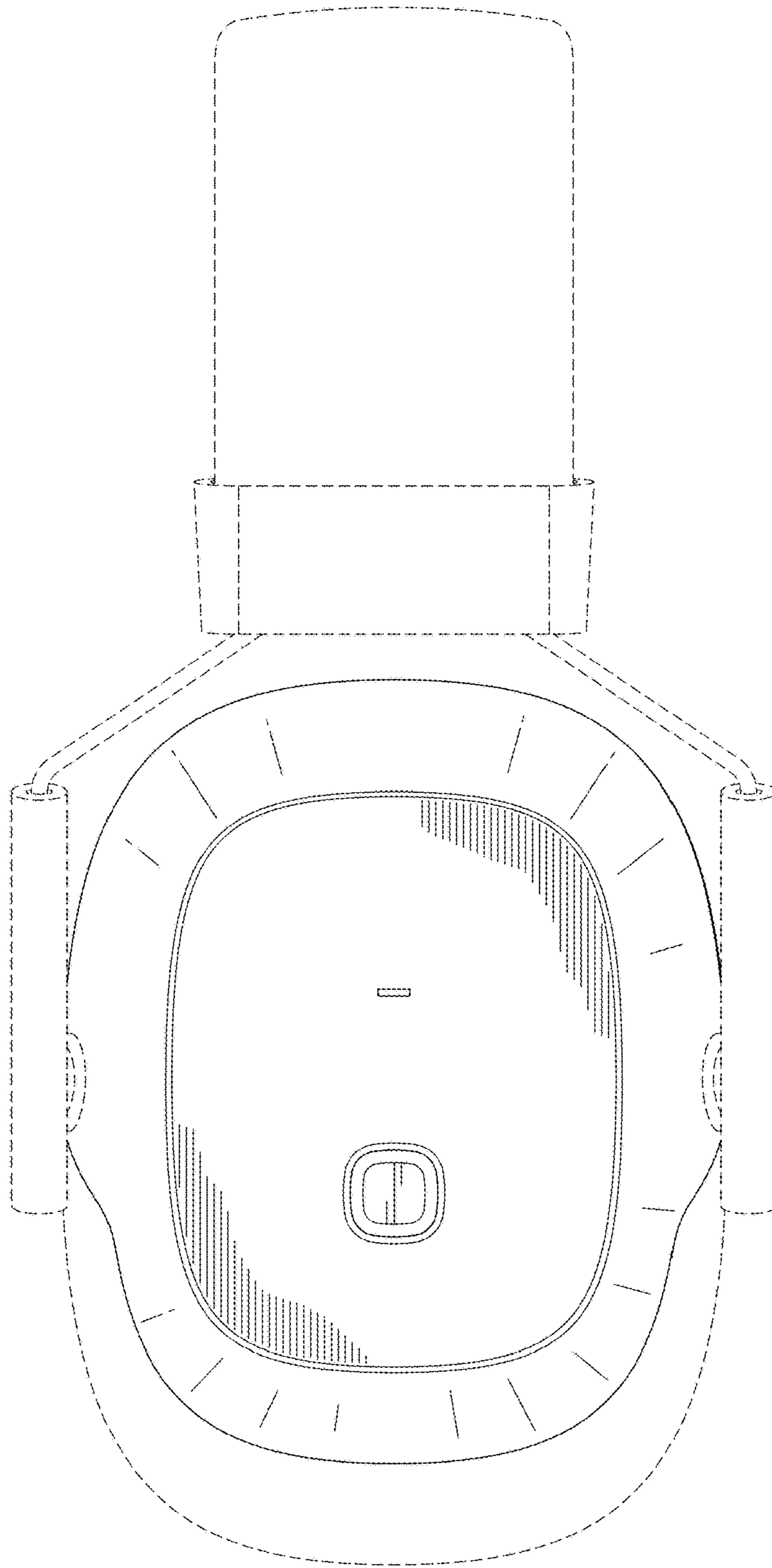


FIG. 4

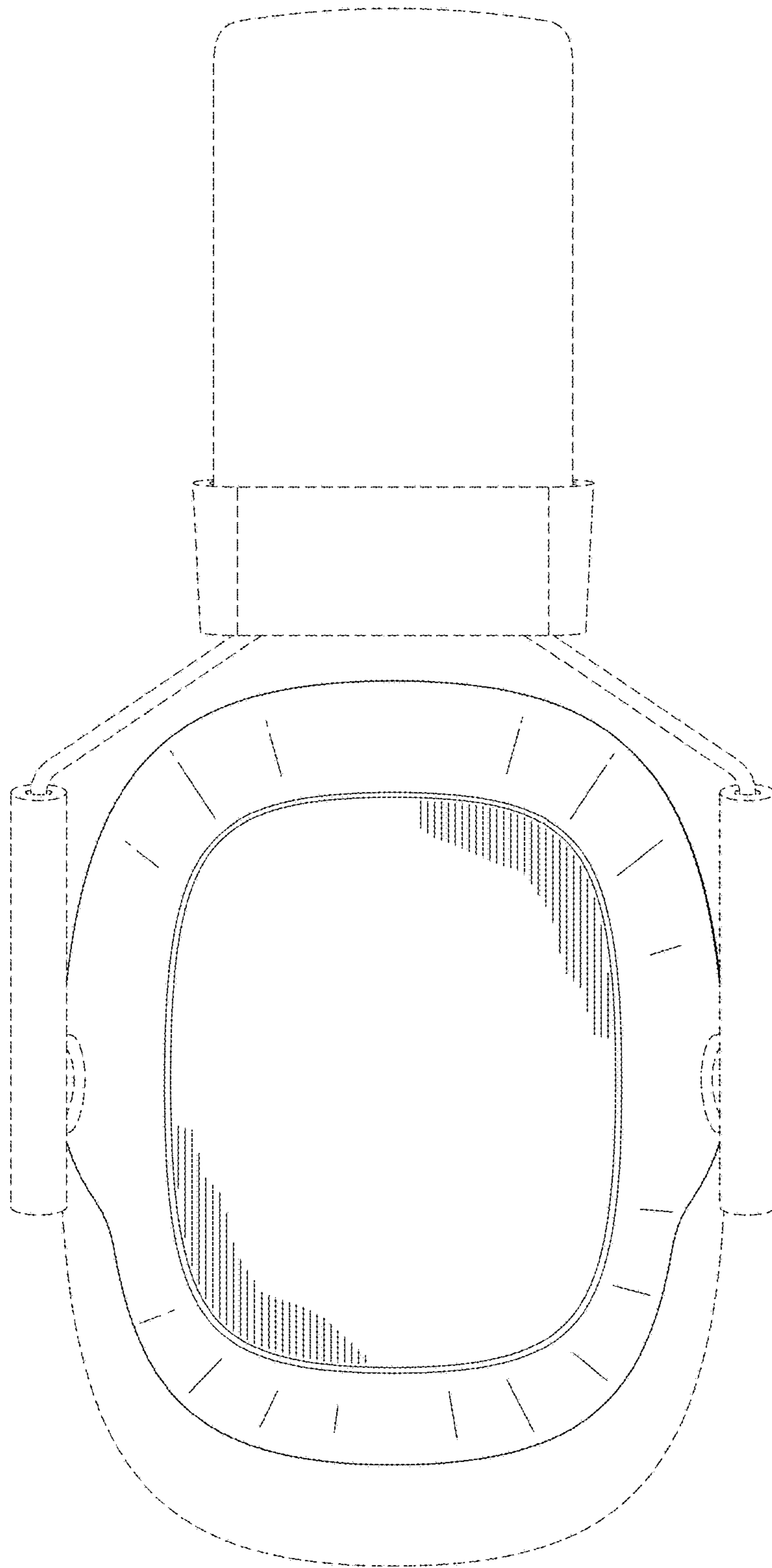


FIG. 5

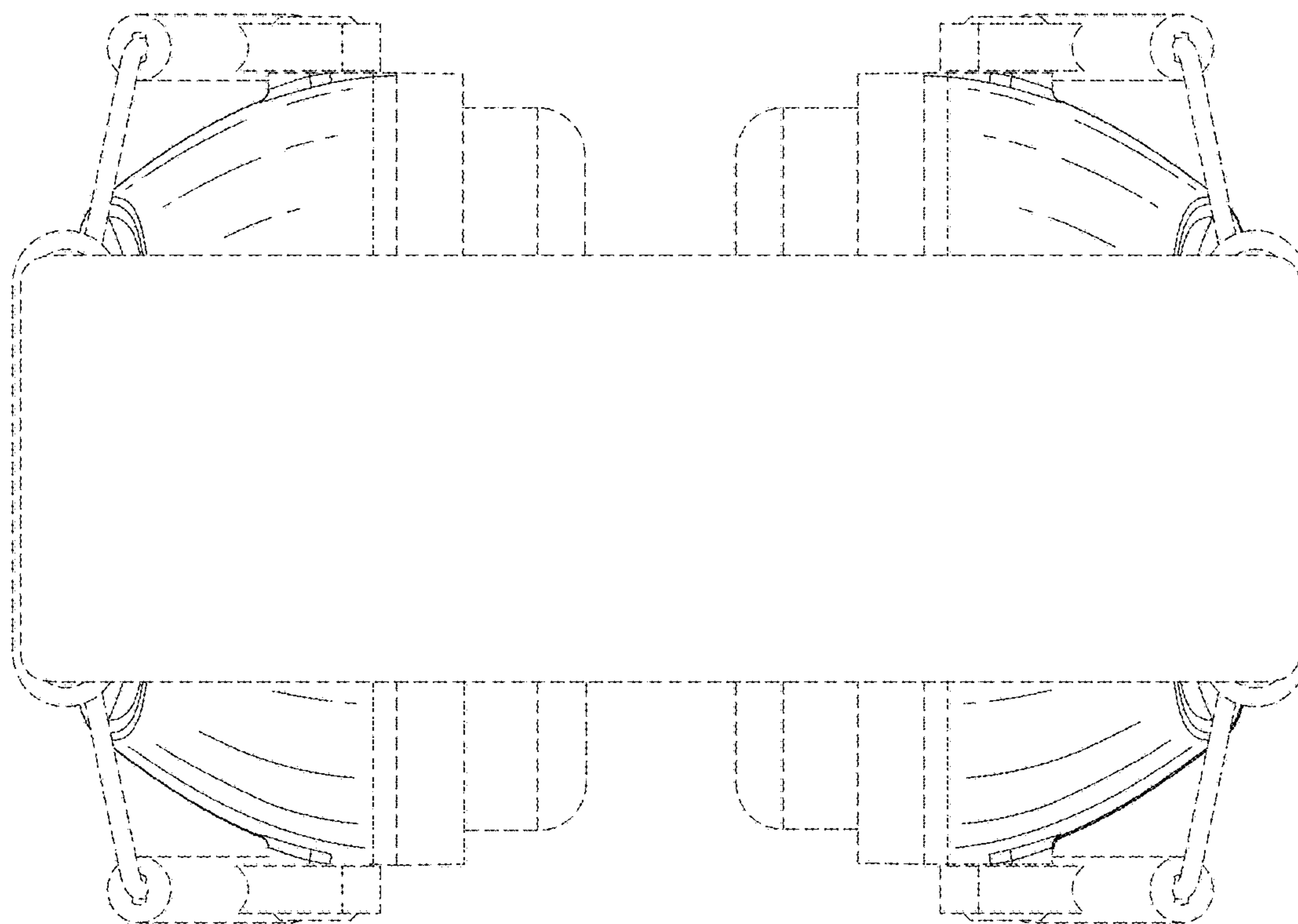


FIG. 6

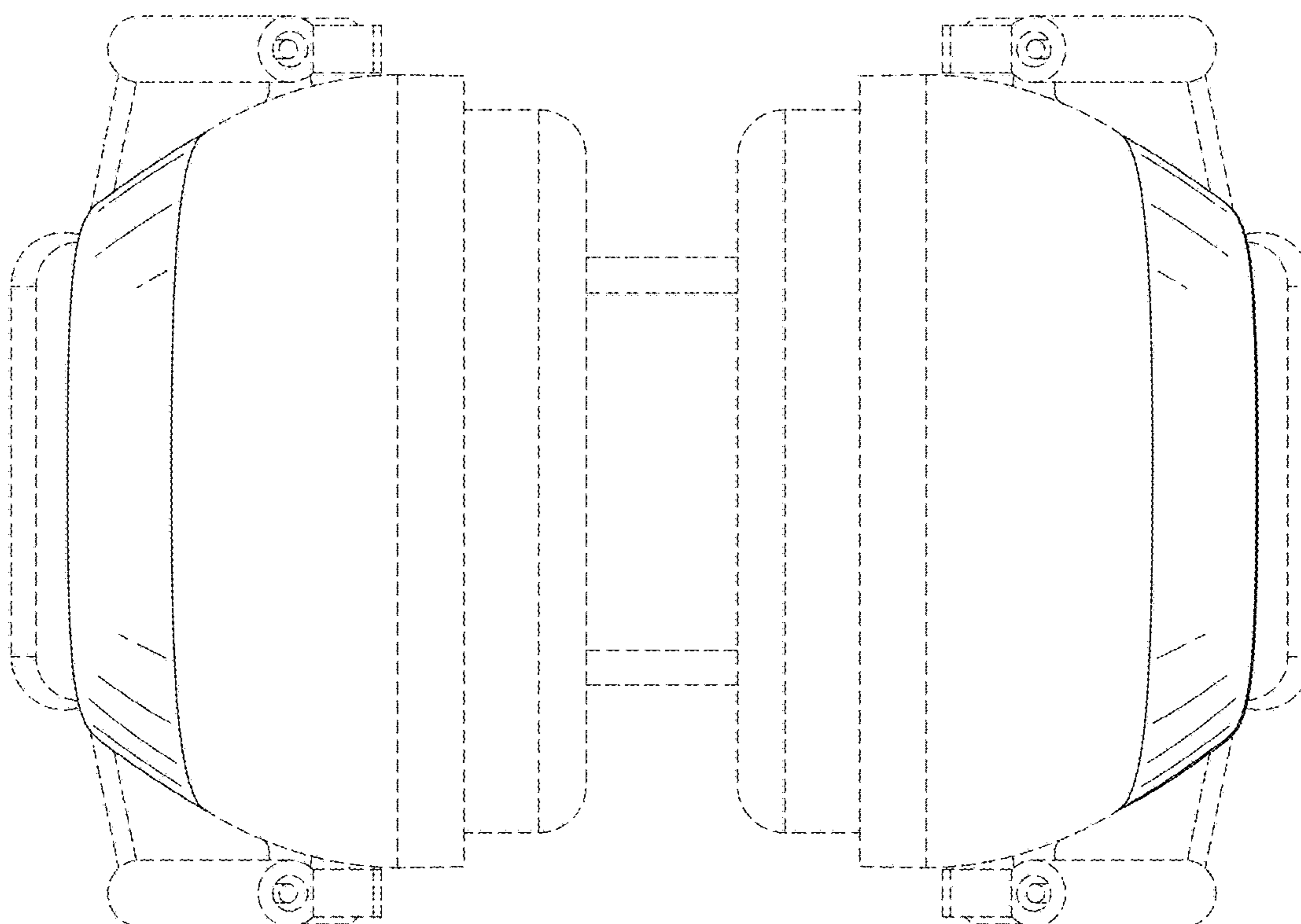


FIG. 7

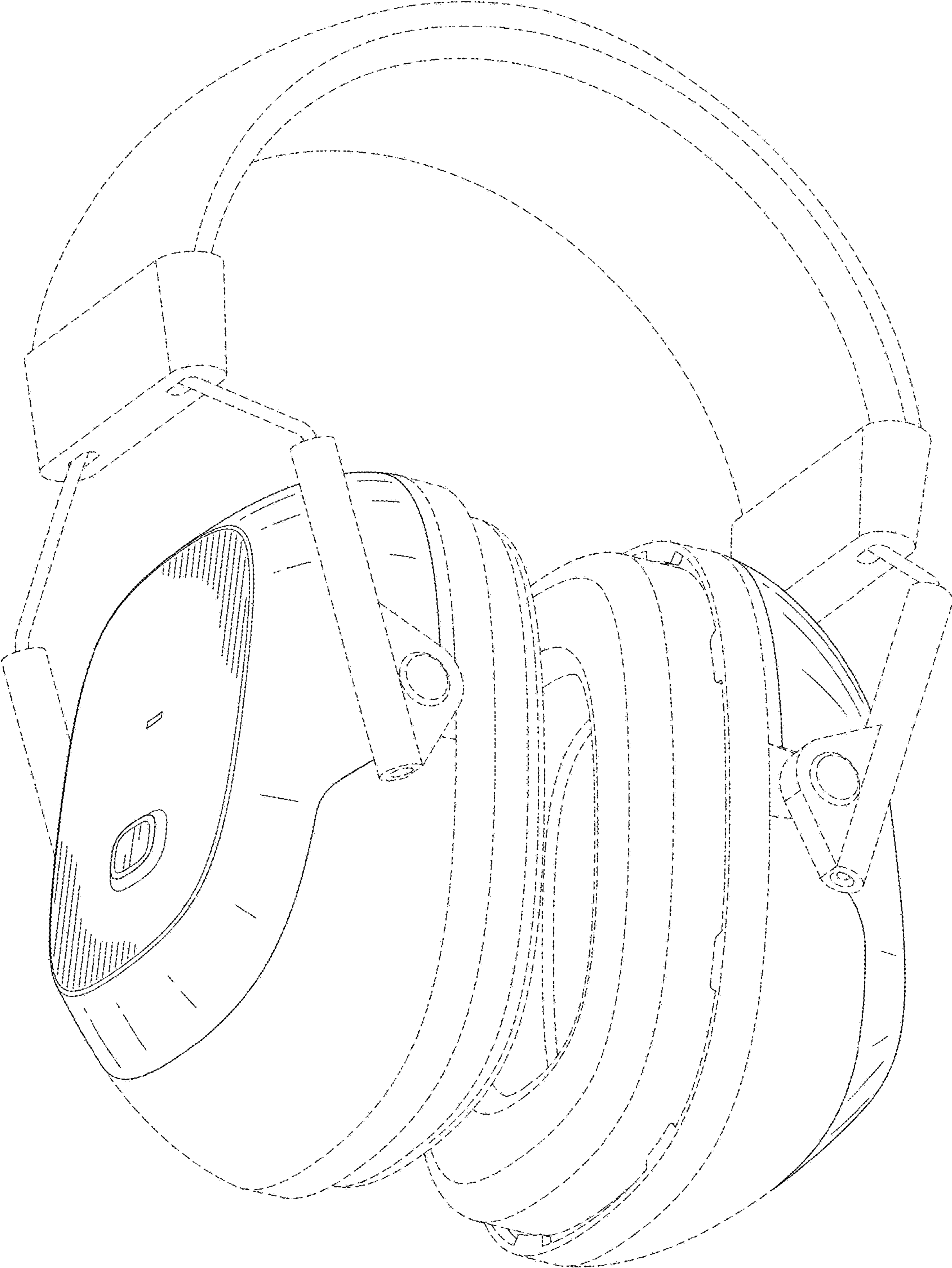


FIG. 8