



US00D848393S

(12) **United States Design Patent**  
**Pennanen et al.**

(10) **Patent No.:** **US D848,393 S**

(45) **Date of Patent:** **\*\* May 14, 2019**

(54) **SOUND REPRODUCTION APPARATUS**

H04R 9/06; H04R 2201/021; H04R 2400/00; H04R 2400/07; H04R 2499/11

(71) Applicants: **Pasi Pennanen**, Tammissaari (FI);  
**Jukka Linjama**, Espoo (FI); **Leena Peltokallio**, Helsinki (FI); **Hanna Oksanen**, Tammissaari (FI)

See application file for complete search history.

(56) **References Cited**

U.S. PATENT DOCUMENTS

(72) Inventors: **Pasi Pennanen**, Tammissaari (FI);  
**Jukka Linjama**, Espoo (FI); **Leena Peltokallio**, Helsinki (FI); **Hanna Oksanen**, Tammissaari (FI)

D416,907 S *	11/1999	Azima	.....	D14/214
D464,045 S *	10/2002	Bohne	.....	D14/240
D545,477 S *	6/2007	DeBruyne	.....	D26/76
D595,735 S *	7/2009	Green	.....	D14/168
7,687,711 B2 *	3/2010	Kutaragi	.....	G06F 1/16 174/50
D670,272 S *	11/2012	Suzuki	.....	D14/217
D711,429 S *	8/2014	Shin	.....	D14/499
9,105,296 B2 *	8/2015	Sogabe	.....	G11B 33/022

(73) Assignee: **FLEXOUND SYSTEMS OY**, Espoo (FI)

\* cited by examiner

(\*\*) Term: **15 Years**

*Primary Examiner* — Derrick E Holland

(21) Appl. No.: **29/598,139**

*Assistant Examiner* — Janice Patyk

(22) Filed: **Mar. 23, 2017**

(74) *Attorney, Agent, or Firm* — Hoffmann & Baron, LLP

(30) **Foreign Application Priority Data**

(57) **CLAIM**

Sep. 23, 2016 (EM) ..... 003391051

The ornamental design for a sound reproduction apparatus, as shown and described.

(51) **LOC (11) Cl.** ..... **14-01**

**DESCRIPTION**

(52) **U.S. Cl.**

USPC ..... **D14/204**

(58) **Field of Classification Search**

USPC .... D14/167, 168, 170–172, 188, 204, 209.1,  
D14/210–216, 219, 221, 222, 224;  
181/144, 148, 153, 157, 198; 369/6–12;  
381/301–303, 306, 332, 334, 336, 345,  
381/361–363, 386–388

CPC ..... G06F 1/1688; H04R 1/02; H04R 1/025;  
H04R 1/026; H04R 1/323; H04R 1/403;  
H04R 1/2803; H04R 1/2834; H04R 5/02;

FIG. 1 is a top, front, left side perspective view of our new design, sound reproduction apparatus;  
FIG. 2 is a top, front, right side perspective view thereof;  
FIG. 3 is a bottom, rear, right side perspective view thereof;  
FIG. 4 is a rear view thereof;  
FIG. 5 is a front view thereof;  
FIG. 6 is a top view thereof; and,  
FIG. 7 is a bottom view thereof.

**1 Claim, 7 Drawing Sheets**

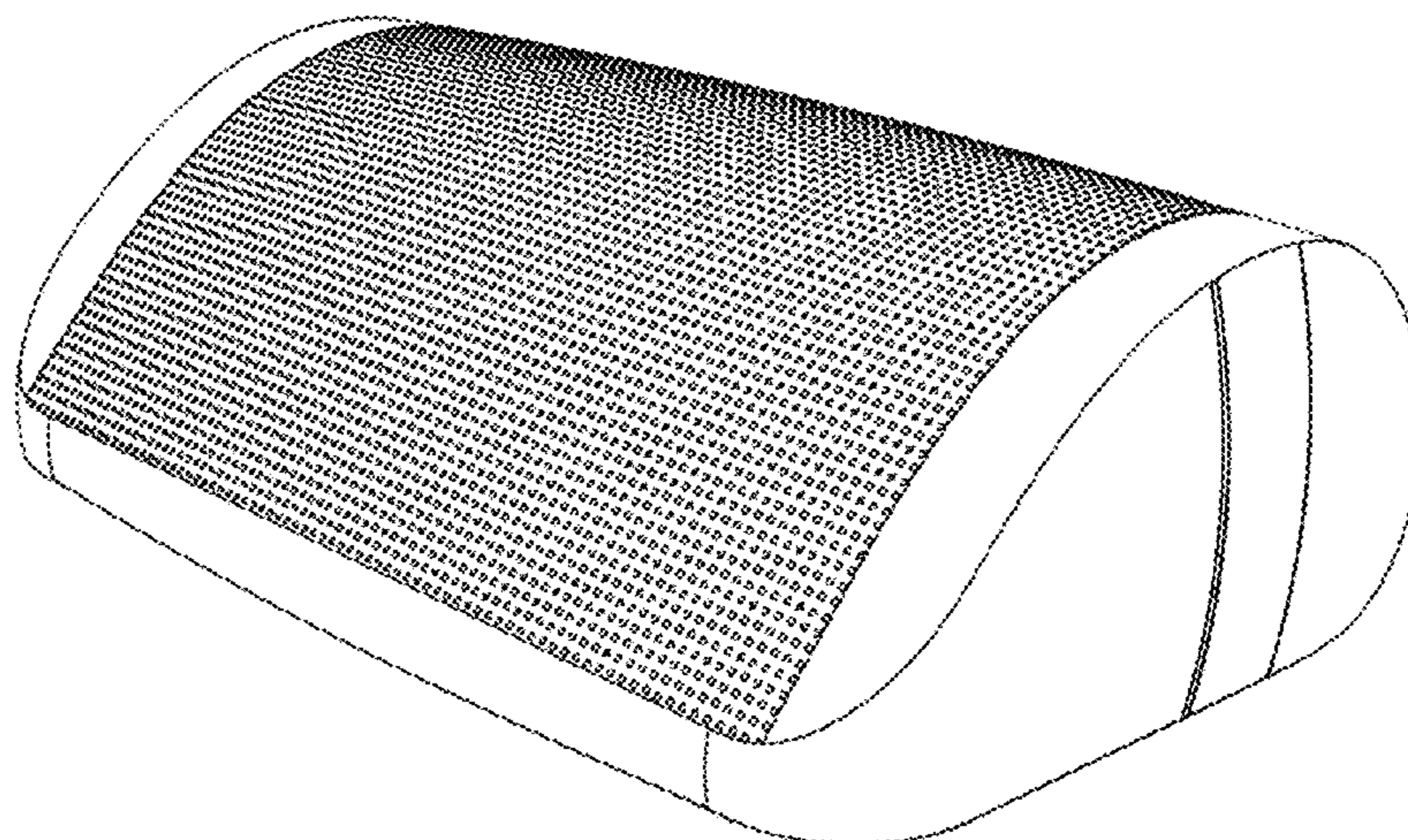




FIG. 1

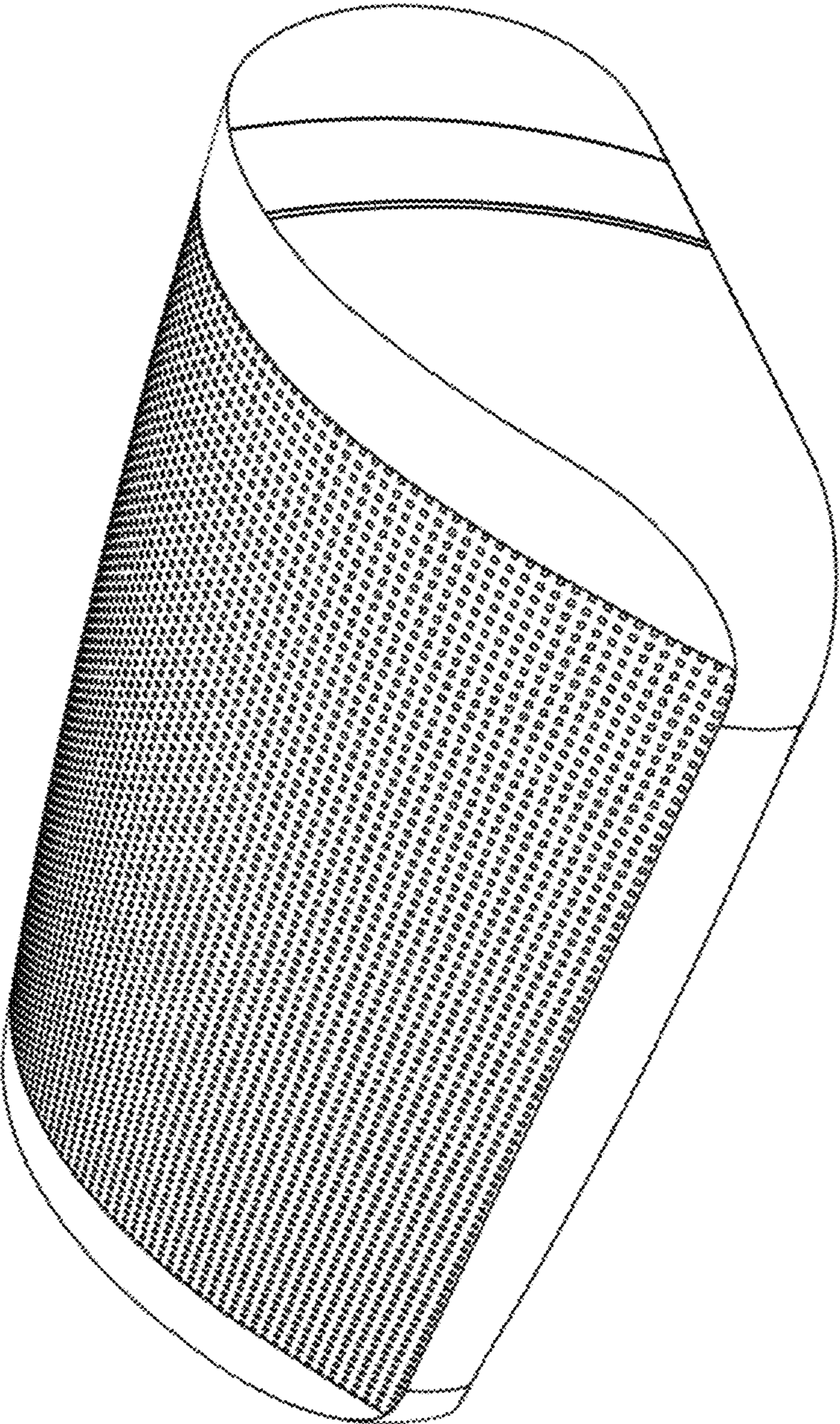




FIG. 2

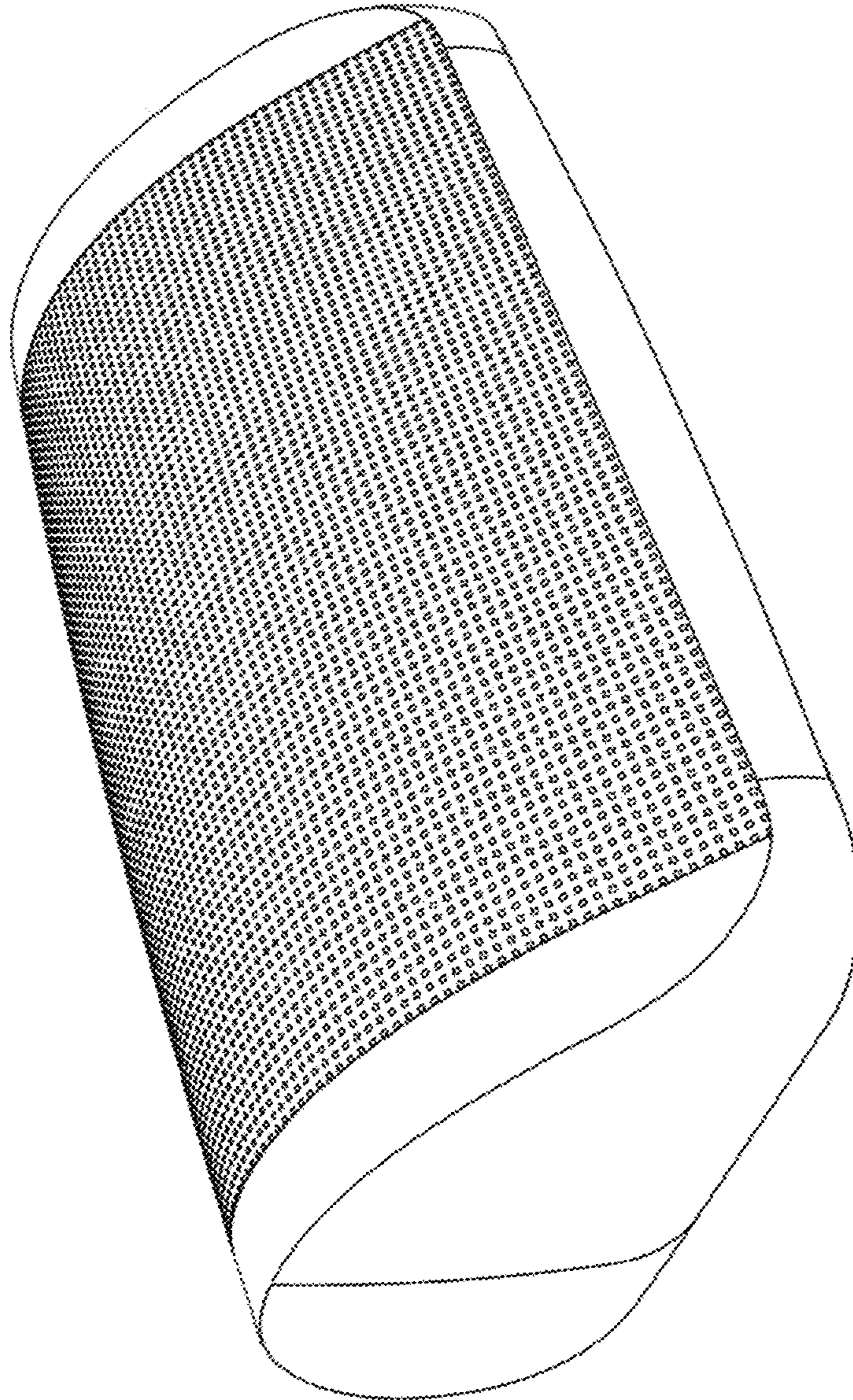


FIG. 3

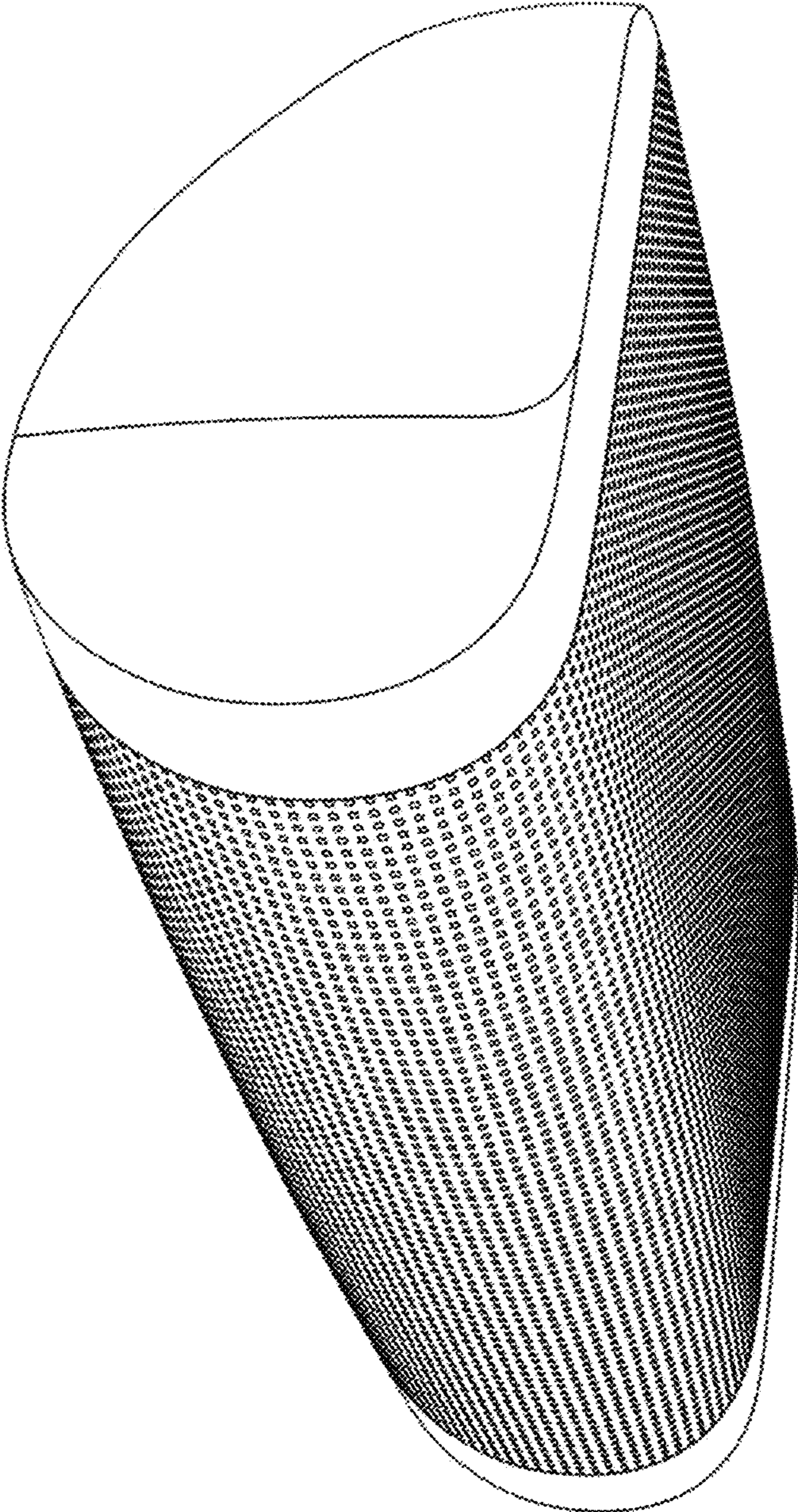




FIG. 4






FIG. 5

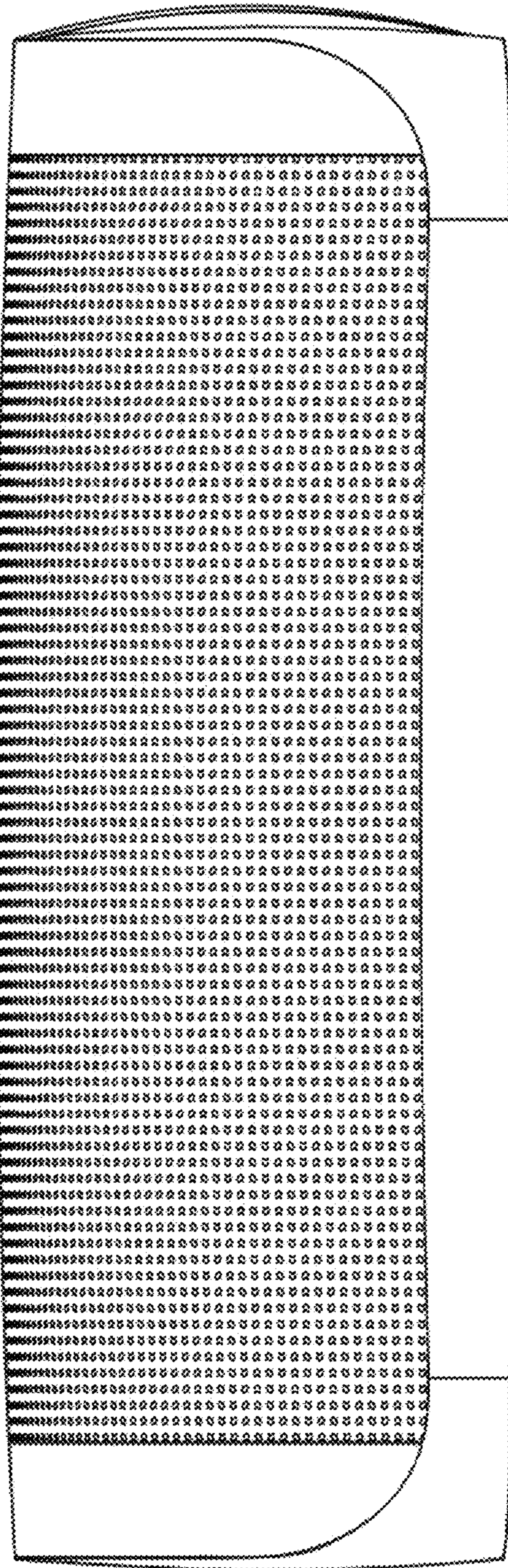




FIG. 6

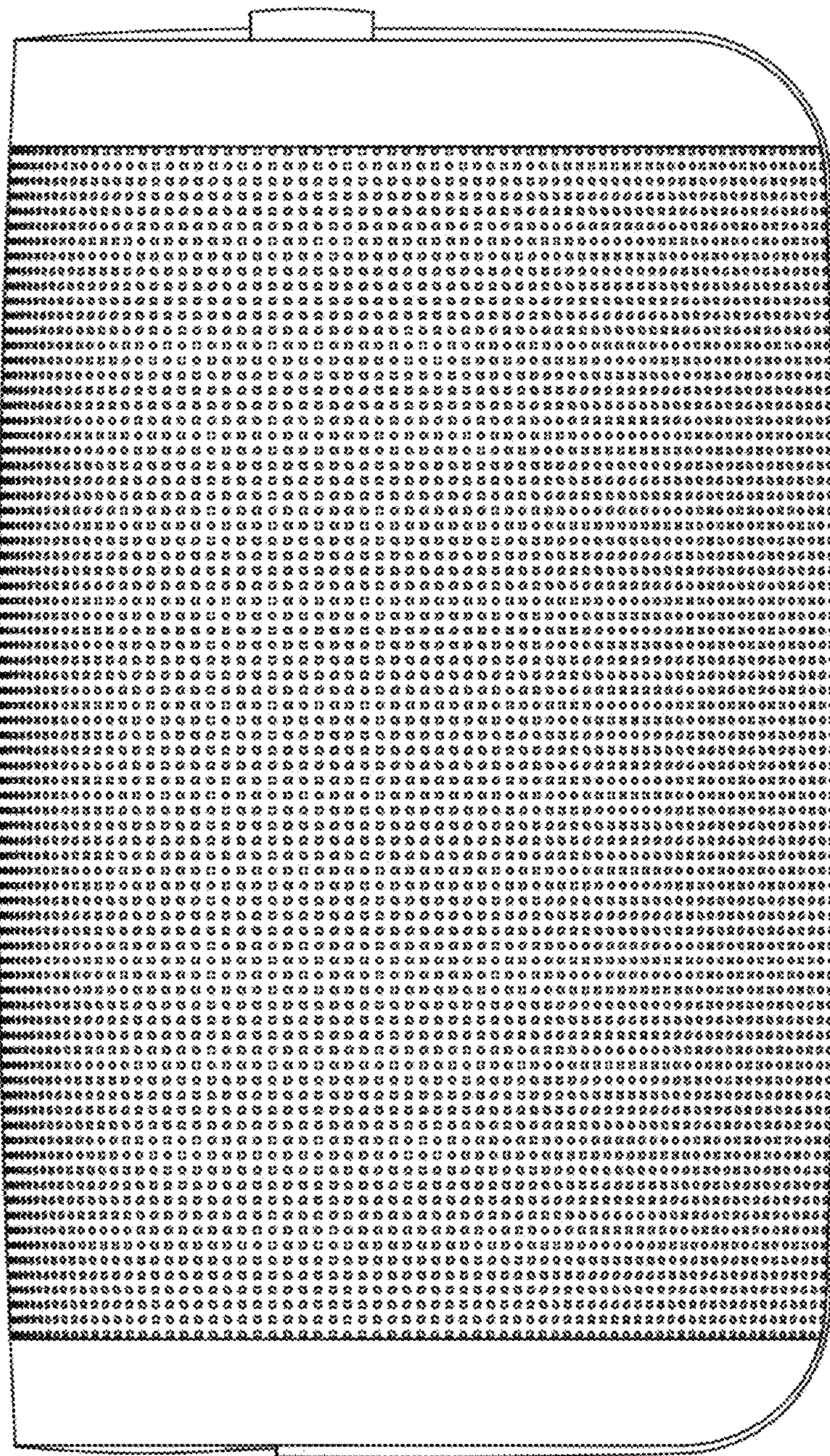




FIG. 7

