



US00D848387S

(12) **United States Design Patent**  
**Lee et al.**

(10) **Patent No.:** **US D848,387 S**  
(45) **Date of Patent:** **\*\* May 14, 2019**

(54) **ELECTRONIC DEVICE**

(71) Applicant: **Samsung Electronics Co., Ltd.**,  
Suwon-si (KR)

(72) Inventors: **Ji Young Lee**, Seoul (KR); **Hyok Su Choi**, Seoul (KR); **Hong Ku Yeo**,  
Seongnam-si (KR); **Min Hyouk Lee**,  
Seoul (KR)

(73) Assignee: **SAMSUNG ELECTRONICS CO., LTD.**,  
Suwon-si (KR)

(\*\*) Term: **15 Years**

(21) Appl. No.: **29/538,467**

(22) Filed: **Sep. 3, 2015**

**Related U.S. Application Data**

(63) Continuation of application No. 29/521,984, filed on  
Mar. 26, 2015, now Pat. No. Des. 784,279.

(30) **Foreign Application Priority Data**

Dec. 31, 2014 (KR) ..... 30-2014-0064579

(51) **LOC (11) Cl.** ..... **14-03**

(52) **U.S. Cl.**  
USPC ..... **D14/138 G**

(58) **Field of Classification Search**

USPC ..... D14/138 R, 138 AA, 138 AB, 138 AC,  
D14/138 AD, 138 G, 248, 341-347  
CPC ..... H04M 1/0202; H04M 1/0235; H04M  
1/0237; H04M 1/0239; H04M 2250/52  
See application file for complete search history.

(56) **References Cited**

**U.S. PATENT DOCUMENTS**

D618,463 S \* 6/2010 Nagase ..... D6/300  
D665,809 S \* 8/2012 Wang ..... D14/248

D693,789 S \* 11/2013 Ryu ..... D14/138 G  
D699,700 S \* 2/2014 Yoo ..... D14/138 G  
D701,192 S \* 3/2014 Park ..... D14/138 G  
D701,848 S \* 4/2014 Im ..... D14/138 G  
D701,851 S \* 4/2014 Bae ..... D14/138 G  
D713,812 S \* 9/2014 Hachiya ..... D14/138 G  
D725,065 S \* 3/2015 Chung ..... D14/138 G  
D726,673 S \* 4/2015 Lee ..... D14/138 G  
D726,674 S \* 4/2015 Lee ..... D14/138 G  
D739,368 S \* 9/2015 Lee ..... D14/138 G  
D742,347 S \* 11/2015 Kim ..... D14/138 G  
D743,366 S \* 11/2015 Ryu ..... D14/138 G  
D744,447 S \* 12/2015 Ryu ..... D14/138 G  
D744,448 S \* 12/2015 Im ..... D14/248  
D744,449 S \* 12/2015 Lee ..... D14/138 G  
D744,468 S \* 12/2015 Lee ..... D14/248  
D744,972 S \* 12/2015 Im ..... D14/248  
D744,973 S \* 12/2015 Lee ..... D14/138 G

(Continued)

*Primary Examiner* — Deanna L Pratt

(74) *Attorney, Agent, or Firm* — McAndrews Held &  
Malloy, Ltd.

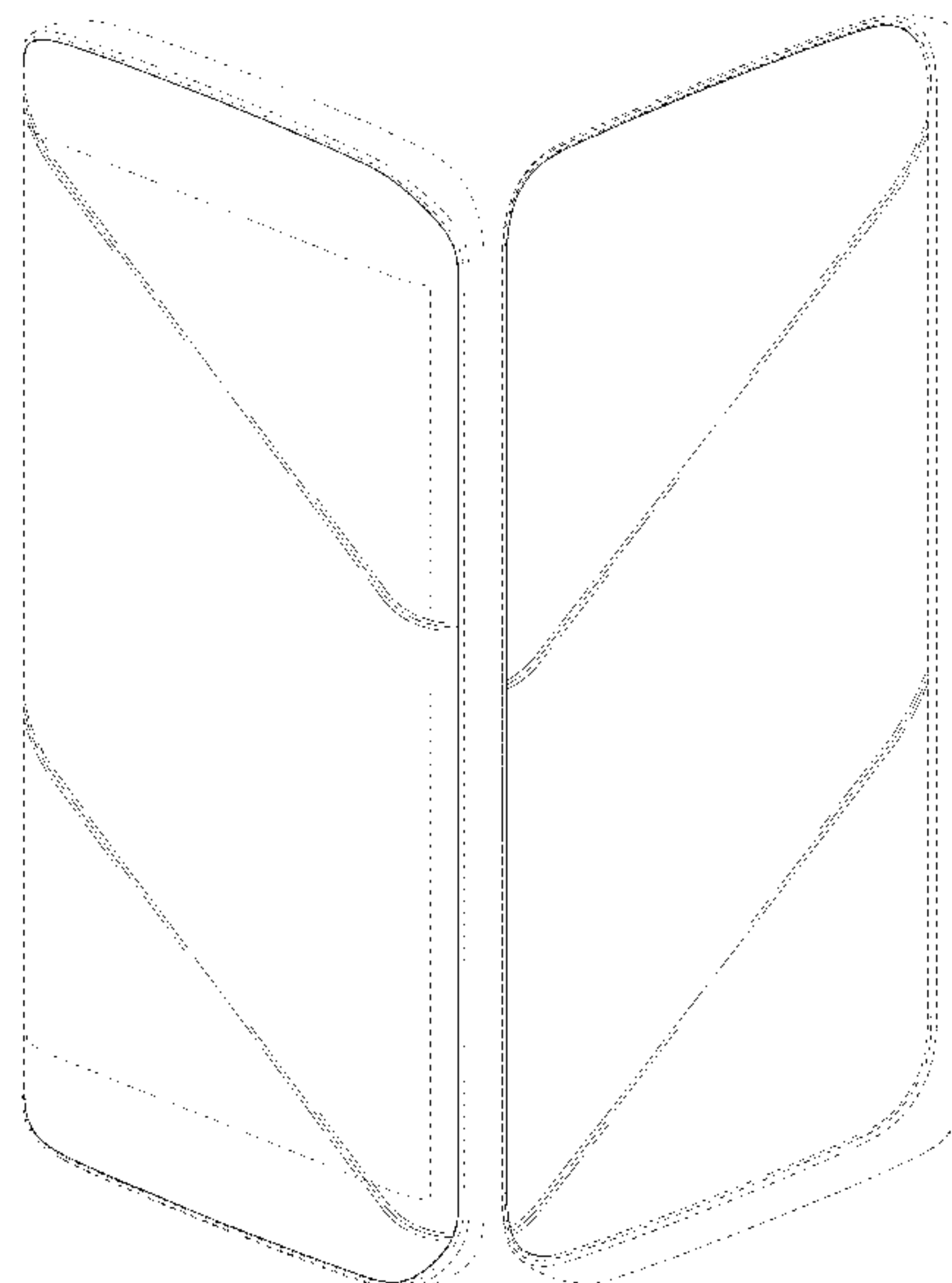
(57) **CLAIM**

The ornamental design for an electronic device, as shown  
and described.

**DESCRIPTION**

FIG. 1 is a front perspective view of an electronic device  
showing our new design;  
FIG. 2 is a front elevation view thereof;  
FIG. 3 is a rear elevation view thereof;  
FIG. 4 is a left-side elevation view thereof;  
FIG. 5 is a right-side elevation view thereof;  
FIG. 6 is a top plan view thereof;  
FIG. 7 is a bottom plan view thereof; and,  
FIG. 8 is a rear perspective view thereof.  
The broken lines in the figures show portions of the elec-  
tronic device which form no part of the claimed design.

**1 Claim, 6 Drawing Sheets**



(56)

**References Cited**

U.S. PATENT DOCUMENTS

D744,992 S \* 12/2015 Lee ..... D14/248  
D745,004 S \* 12/2015 Kim ..... H04M 1/0268  
D14/341  
D746,245 S \* 12/2015 Ryu ..... D14/138 G  
D747,302 S \* 1/2016 Lee ..... D14/248  
D747,711 S \* 1/2016 Suk ..... D14/138 R  
D748,082 S \* 1/2016 Lee ..... D14/248  
D751,523 S \* 3/2016 Min ..... D14/138 G  
D753,623 S \* 4/2016 Park ..... D14/138 G  
D755,166 S \* 5/2016 Lee ..... D14/248  
D768,594 S \* 10/2016 Szeto ..... D14/138 G  
D812,583 S \* 3/2018 Lee ..... D14/138 G  
D813,854 S \* 3/2018 Lee ..... D14/248  
D817,942 S \* 5/2018 Lee ..... D14/248  
D818,462 S \* 5/2018 Choi ..... D14/248  
D828,820 S \* 9/2018 Song ..... D14/138 G  
D830,987 S \* 10/2018 Choe ..... D14/138 G  
D831,604 S \* 10/2018 Ryu ..... D14/138 G  
D832,230 S \* 10/2018 Lee ..... D14/138 AA  
D832,806 S \* 11/2018 Choe ..... D14/138 G  
D833,406 S \* 11/2018 Kim ..... D14/138 G  
D833,407 S \* 11/2018 Kim ..... D14/138 G  
2013/0300697 A1 \* 11/2013 Kim ..... G06F 1/1626  
345/173  
2015/0031417 A1 \* 1/2015 Lee ..... H04M 1/72519  
455/566

\* cited by examiner

FIG. 1

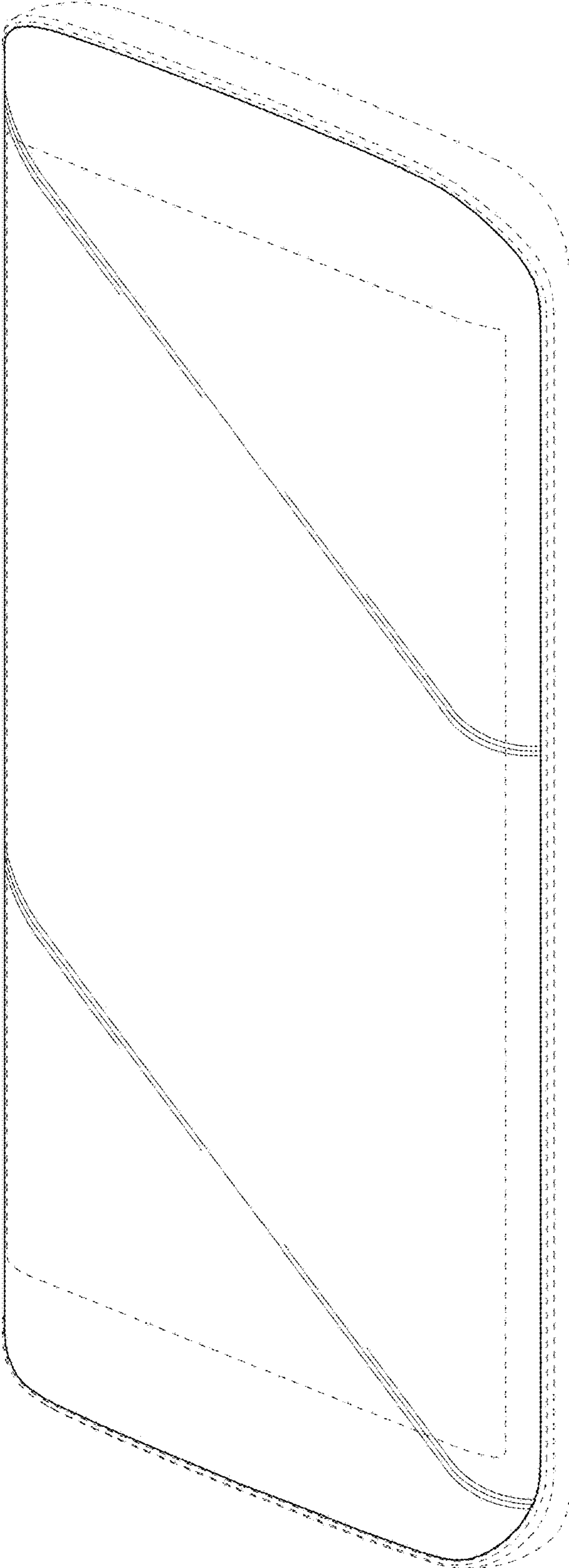


FIG. 2




FIG. 3






FIG. 4

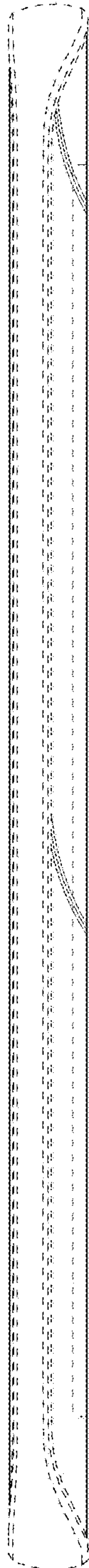


FIG. 5

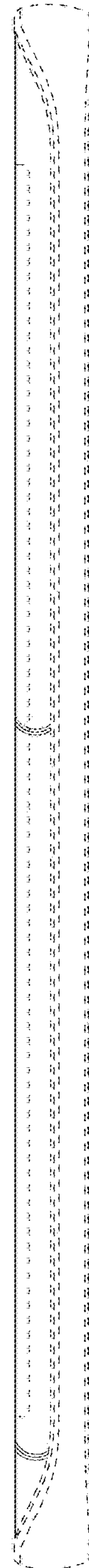


FIG. 6



FIG. 7




FIG. 8

