



US00D848355S

(12) **United States Design Patent** (10) **Patent No.:** **US D848,355 S**
Wang et al. (45) **Date of Patent:** **** May 14, 2019**

(54) **TIRE**

(71) Applicant: **Shandong Linglong Tyre Co., Ltd.**,
Zhaoyuan (CN)

(72) Inventors: **Feng Wang**, Zhaoyuan (CN); **Haitao Sui**,
Zhaoyuan (CN); **Xiaowei Wen**, Zhaoyuan (CN); **Haiyi Zhang**,
Zhaoyuan (CN); **Tongjun Jiang**, Shulan (CN)

(73) Assignee: **Shandong Linglong Tyre Co., Ltd.**,
Zhaoyuan (CN)

(**) Term: **15 Years**

(21) Appl. No.: **29/607,832**

(22) Filed: **Jun. 16, 2017**

(51) **LOC (11) Cl.** **12-15**

(52) **U.S. Cl.**
USPC **D12/583**

(58) **Field of Classification Search**
 USPC D12/547, 548, 549, 550, 582, 583, 584,
 D12/585
 CPC B60C 11/0302; B60C 11/0306; B60C
 2011/0313; B60C 2011/0344

See application file for complete search history.

(56) **References Cited**

U.S. PATENT DOCUMENTS

D457,855 S *	5/2002	Bawin	D12/582
D545,266 S *	6/2007	Yamaura	D12/584
D604,229 S *	11/2009	Le	D12/582
D739,342 S *	9/2015	Koog	D12/583
D740,216 S *	10/2015	Parr	D12/582
D753,053 S *	4/2016	Yang	D12/584
D756,294 S *	5/2016	Kristen	D12/548
D771,555 S *	11/2016	Neary	D12/584
D791,688 S *	7/2017	Trowbridge	D12/548
D821,296 S *	6/2018	Tanaka	D12/582

* cited by examiner

Primary Examiner — Robert M. Spear
 (74) *Attorney, Agent, or Firm* — W&K IP

(57) **CLAIM**

The ornamental design for tire, as shown and described.

DESCRIPTION

FIG. 1 is a perspective view of the tire;
 FIG. 2 is a front view of the tire;
 FIG. 3 is a left side view of the tire; and,
 FIG. 4 is a partial enlarged view of the tire in FIG. 2.

1 Claim, 4 Drawing Sheets







FIG.1




FIG.2




FIG. 3




FIG.4