



US00D848352S

(12) **United States Design Patent**
Rittweger

(10) **Patent No.:** **US D848,352 S**

(45) **Date of Patent:** **** May 14, 2019**

(54) **TIRE**

(71) Applicant: **CONTINENTAL REIFEN
DEUTSCHLAND GMBH**, Hannover
(DE)

(72) Inventor: **Stefan Rittweger**, Garbsen (DE)

(73) Assignee: **Continental Reifen Deutschland
GmbH**, Hannover (DE)

(**) Term: **15 Years**

(21) Appl. No.: **29/627,556**

(22) Filed: **Nov. 28, 2017**

(30) **Foreign Application Priority Data**

Jul. 14, 2017 (WO) 4102701

(51) **LOC (11) Cl.** **12-15**

(52) **U.S. Cl.**
USPC **D12/523**

(58) **Field of Classification Search**
USPC D12/500-532, 604
CPC Y10T 152/10027; B60C 1/0016; B60C
11/0306; B60C 11/0302; B60C 3/06;
B60C 9/17

See application file for complete search history.

(56) **References Cited**

U.S. PATENT DOCUMENTS

D709,819 S * 7/2014 Herbst D12/521
D728,464 S * 5/2015 Kudo D12/589

D731,955 S * 6/2015 Zhao D12/519
D765,019 S * 8/2016 Chen D12/523
D781,212 S * 3/2017 Bonifas D12/521
D789,278 S * 6/2017 Shondel D12/519
D825,439 S * 8/2018 Tikka D12/519

* cited by examiner

Primary Examiner — Lakiya G Rogers

Assistant Examiner — John A Voytek

(74) *Attorney, Agent, or Firm* — Laurence A. Greenberg;
Werner H. Stemer; Ralph E. Locher

(57) **CLAIM**

The ornamental design for a tire, as shown and described.

DESCRIPTION

FIG. 1 is a front perspective view of the tire showing my new invention;

FIG. 2 is a front view thereof;

FIG. 3 is a enlarged partial front view thereof;

FIG. 4 is a left side elevation view thereof; and,

FIG. 5 is a right side elevation view thereof.

The dash broken lines represent the boundary of the claimed tire tread and unclaimed side wall of the tire. The dash-dot broken lines show the portion of FIG. 2 in which the enlarged partial view of FIG. 3 comes from.

1 Claim, 5 Drawing Sheets





FIG. 1

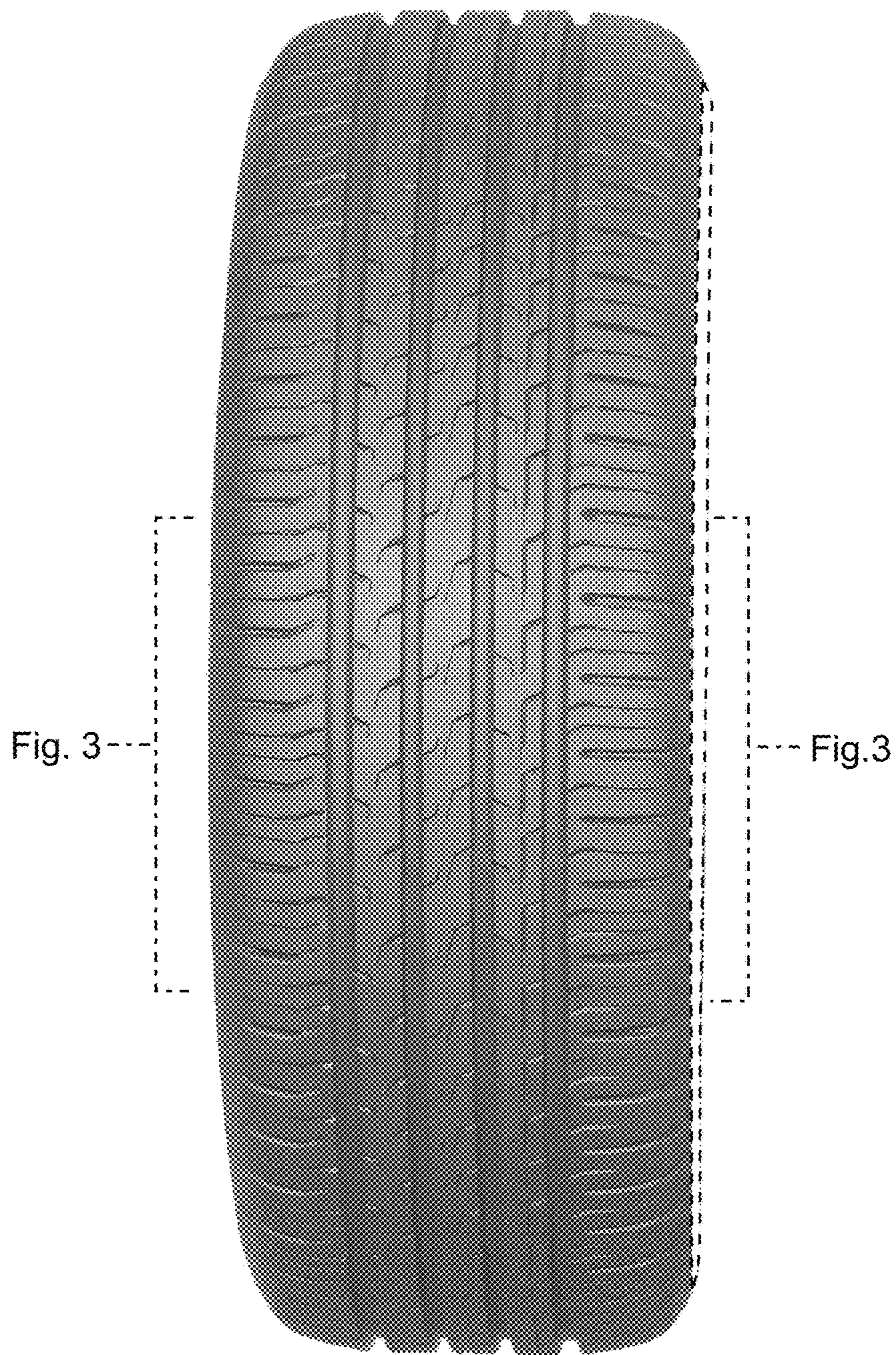


FIG. 2



FIG. 3




FIG. 4




FIG. 5