



US00D848350S

(12) **United States Design Patent**
Perrier et al.

(10) **Patent No.:** **US D848,350 S**

(45) **Date of Patent:** **** May 14, 2019**

(54) **TIRE TREAD**

(71) Applicant: **COMPAGNIE GENERALE DES
ETABLISSEMENTS MICHELIN,**
Clermont-Ferrand (FR)

(72) Inventors: **Estelle Perrier,** Clermont-Ferrand (FR);
Phillipe Quinsat, Clermont-Ferrand
(FR); **Damien Velay,** Clermont-Ferrand
(FR)

(73) Assignee: **Compagnie Generale Des
Etablissements Michelin** (FR)

(**) Term: **15 Years**

(21) Appl. No.: **29/627,065**

(22) Filed: **Nov. 22, 2017**

(30) **Foreign Application Priority Data**

May 24, 2017 (FR) 2017-2456

(51) **LOC (11) Cl.** **12-15**

(52) **U.S. Cl.**
USPC **D12/516**

(58) **Field of Classification Search**
USPC D12/500-532, 604
CPC Y10T 152/10027; B60C 1/0016; B60C
11/0306; B60C 11/0302; B60C 3/06;
B60C 9/17
See application file for complete search history.

(56) **References Cited**

U.S. PATENT DOCUMENTS

D390,817 S 2/1998 Graas
D444,428 S 7/2001 Hutz
D447,097 S 8/2001 Graas
D466,472 S 12/2002 Abe

D469,396 S 1/2003 Hutson
D517,976 S 3/2006 Raatikainen
D547,716 S 7/2007 Ochi
D559,767 S * 1/2008 Graas D12/521
D561,683 S 2/2008 Kiwaki
D578,470 S 10/2008 Regallis
D583,302 S 12/2008 Shavers
D597,474 S 8/2009 Yamakawa
D599,276 S 9/2009 Fontaine
D601,939 S 10/2009 Fontaine
D603,324 S 11/2009 Woidtke
D609,627 S 2/2010 Frappart
D610,068 S 2/2010 Nagata
D612,321 S 3/2010 Bott
D630,998 S * 1/2011 Schmalix D12/519
D634,261 S 3/2011 Schmalix

(Continued)

Primary Examiner — Lakiya G Rogers

Assistant Examiner — John A Voytek

(74) *Attorney, Agent, or Firm* — Dickinson Wright PLLC

(57) **CLAIM**

The ornamental design for a tire tread, as shown and described.

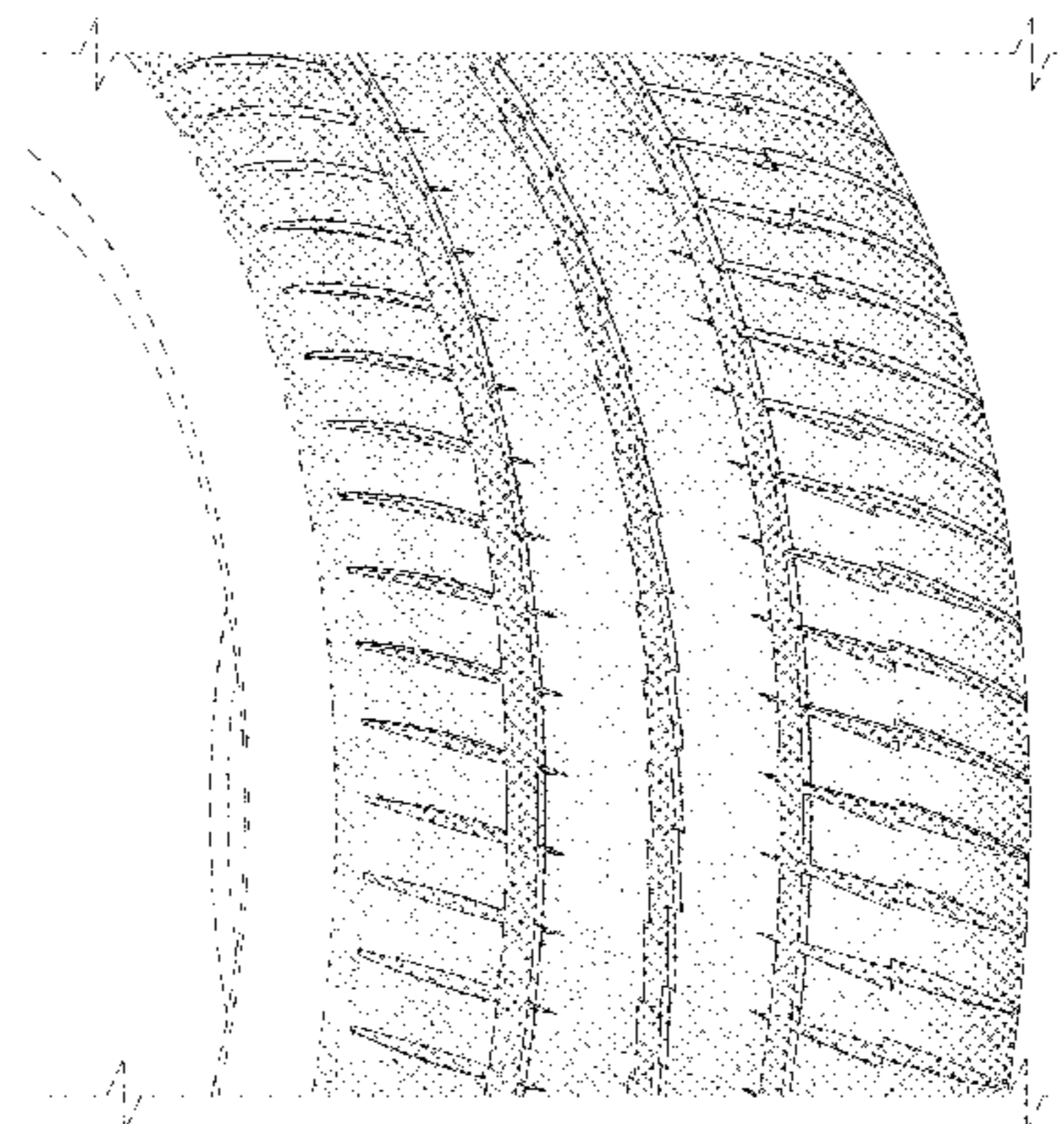
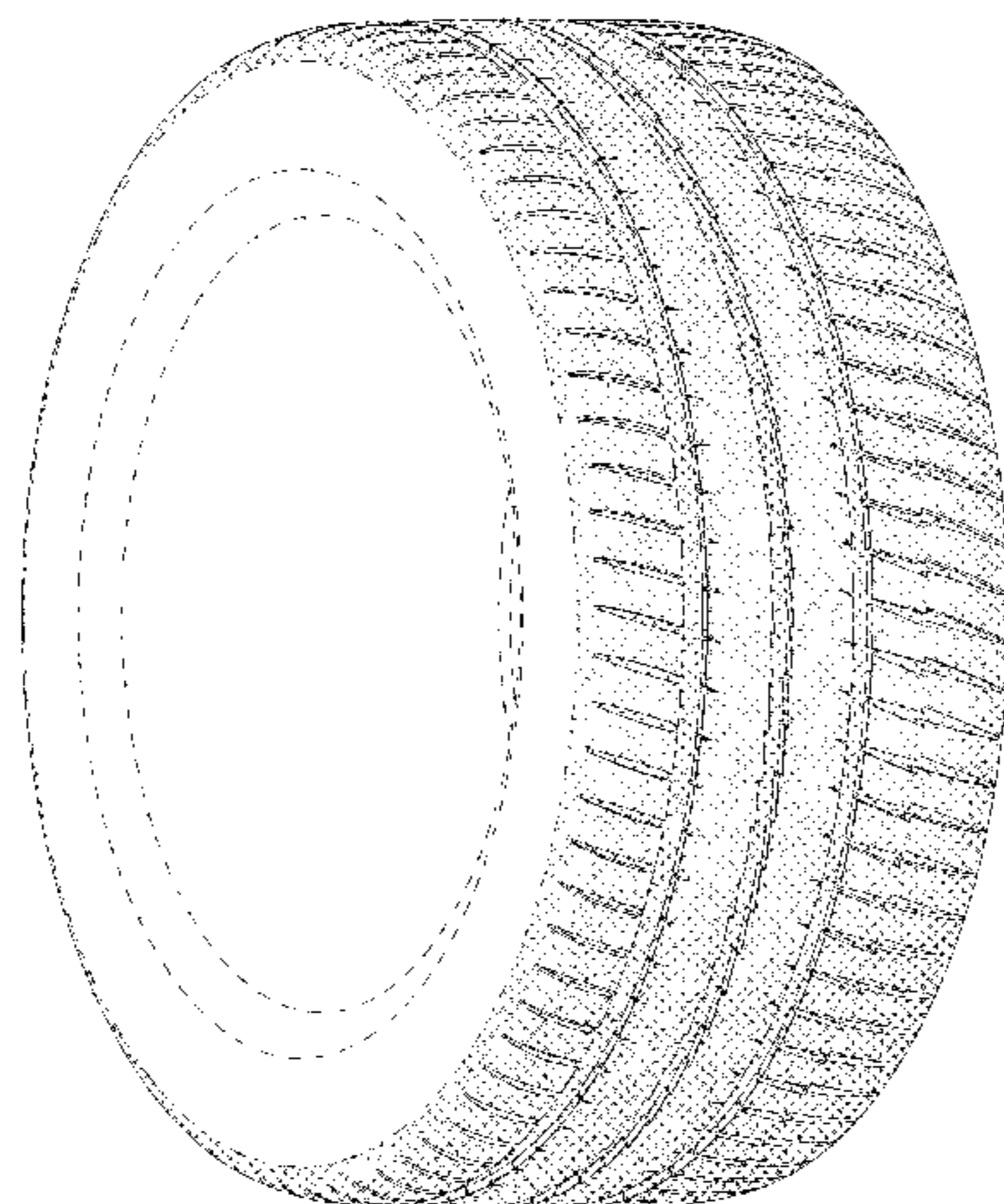
DESCRIPTION

FIG. 1 is a perspective view of the tire tread of our design; FIG. 2 is a front elevation view of the tire tread of our design;

FIG. 3 is a side elevation view of the tire tread of our design; FIG. 4 is a side elevation view of the tire tread of our design, taken from the opposite side of that shown in FIG. 3; and, FIG. 5 is an enlarged, partial view of the tire tread of FIG. 1, as indicated by the break lines.

In the drawings, the broken line disclosure depicts environmental subject matter and forms no part of the claimed design. The dash-dot-dot-dash lines represent the peripheral boundary of the claim. The tread pattern is understood to repeat over the circumference of the tire.

1 Claim, 5 Drawing Sheets



(56)

References Cited

U.S. PATENT DOCUMENTS

D644,593 S	9/2011	Fontaine	
D647,455 S	10/2011	Frappart	
D647,456 S	10/2011	Behr	
D648,668 S	11/2011	Kujime	
D650,322 S	12/2011	Takahashi	
D651,160 S	12/2011	Jacobs	
D662,031 S *	6/2012	Yonehara	D12/514
D665,336 S	8/2012	Skurich	
D667,358 S	9/2012	Fontaine	
D675,149 S	1/2013	Bruneau	
D677,215 S	3/2013	Nakamura	
D696,182 S	12/2013	Sakamoto	
D696,621 S	12/2013	Harvey	
D700,879 S *	3/2014	Harris	D12/528
D719,079 S	12/2014	Horiuchi et al.	
D725,584 S	3/2015	Ropars	
D726,100 S	4/2015	Jeong	
D729,147 S	5/2015	Perrier	
D732,461 S	6/2015	Bindner et al.	
D734,708 S *	7/2015	Kang	D12/520
D753,049 S	4/2016	Koishikawa	
D758,953 S	6/2016	Ebiko	
D758,954 S	6/2016	Albouy et al.	
D761,716 S	7/2016	Albouy	
D762,552 S	8/2016	Xue	
D765,019 S	8/2016	Chen et al.	
D768,054 S	10/2016	Wang et al.	
D772,786 S	11/2016	Morito et al.	
D772,787 S	11/2016	Morito et al.	
D777,645 S	1/2017	Behr	
D795,163 S *	8/2017	Digman	D12/519
D795,165 S *	8/2017	Philipot	D12/521
D797,652 S *	9/2017	Bokken	D12/520
D800,049 S	10/2017	Abinal et al.	
D800,050 S *	10/2017	Mariti	D12/523
D802,520 S	11/2017	Abinal et al.	
D819,547 S *	6/2018	Behr	D12/518
D823,232 S *	7/2018	Bode	D12/515

* cited by examiner

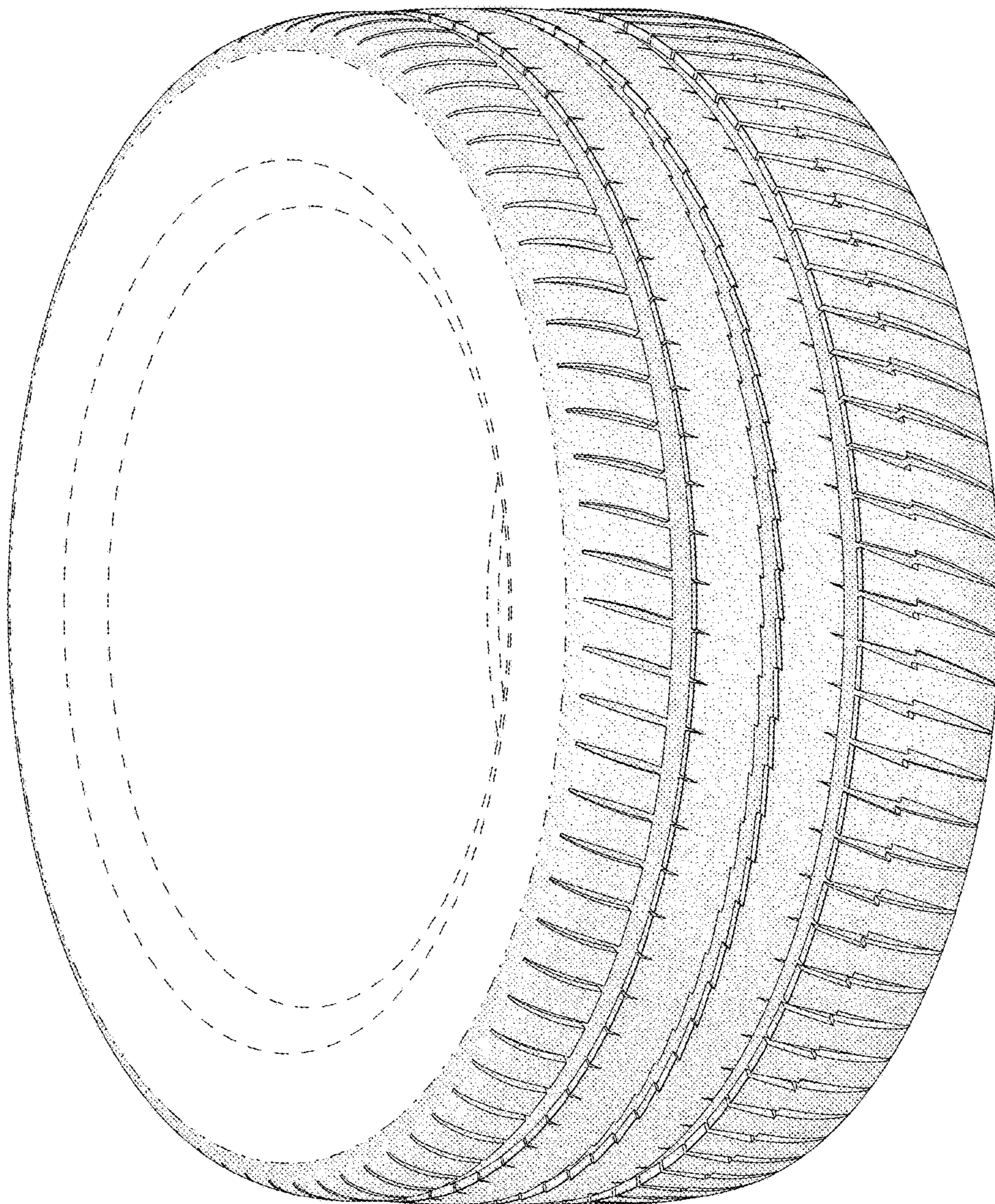


FIG. 1

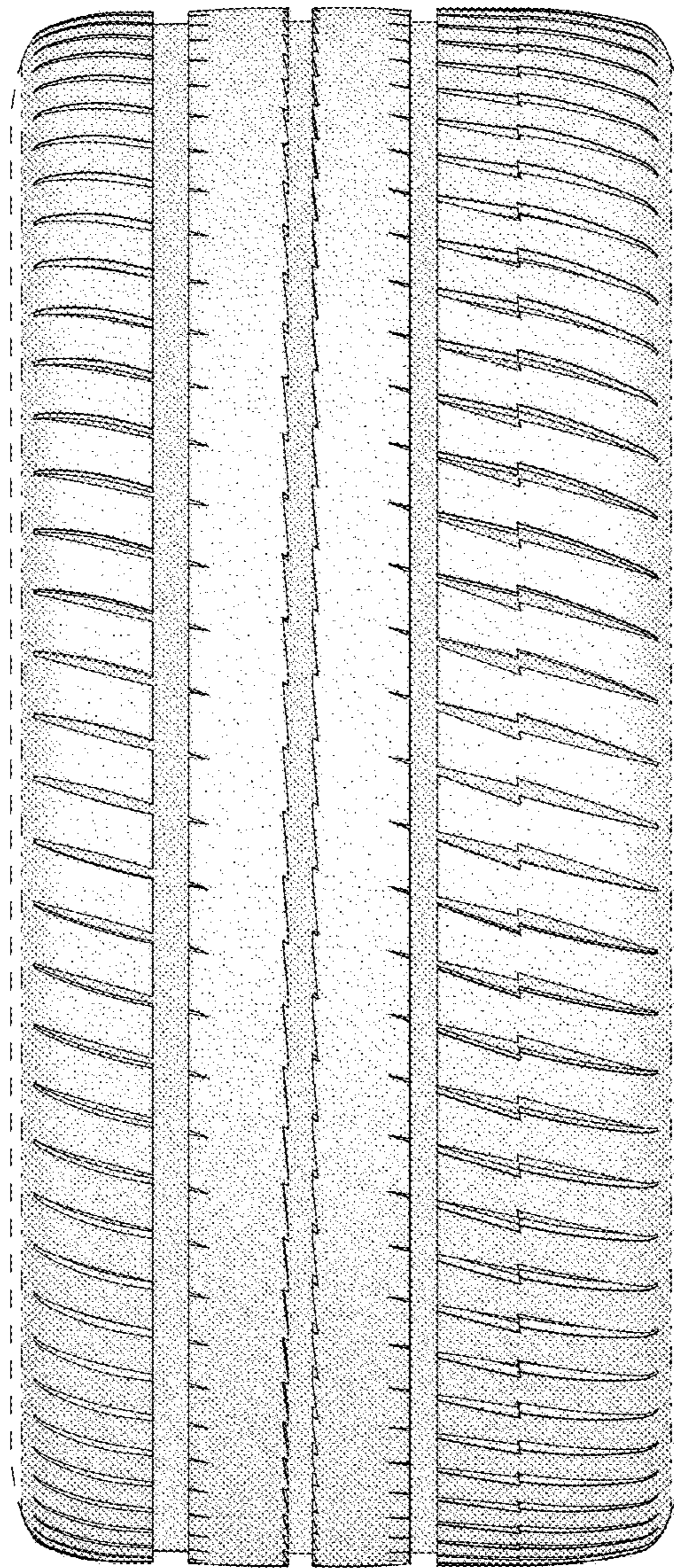


FIG. 2

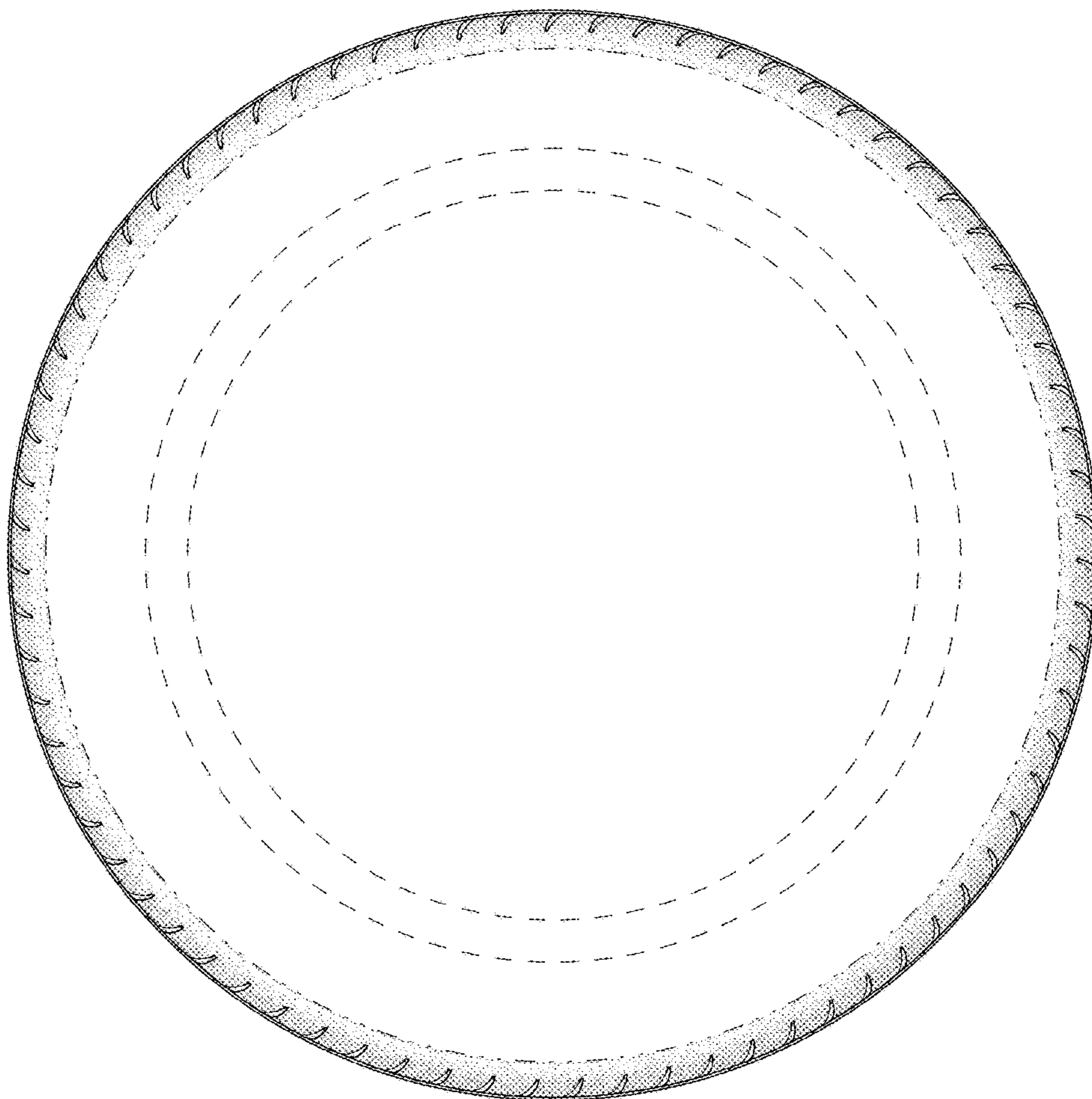


FIG. 3

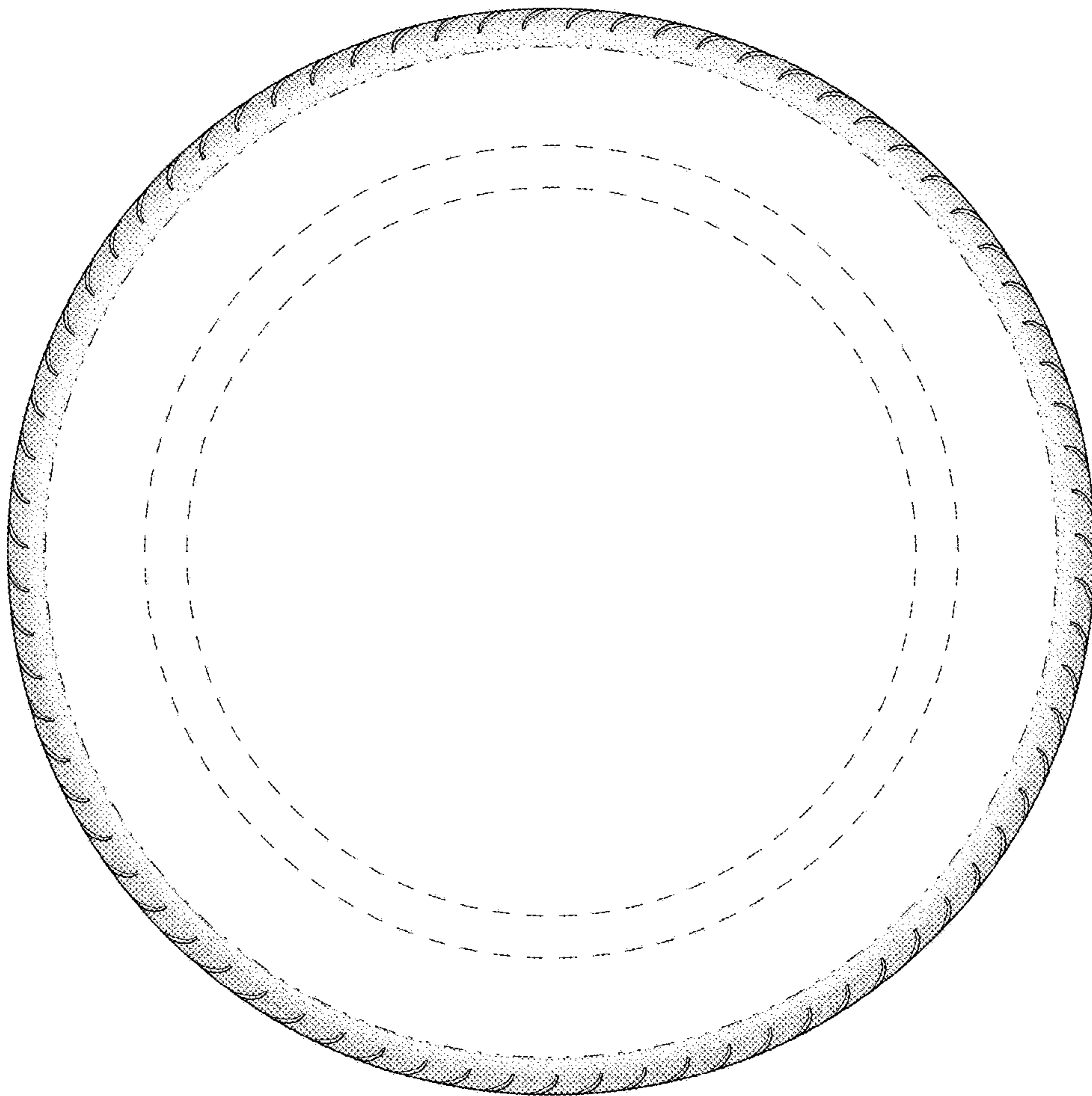


FIG. 4

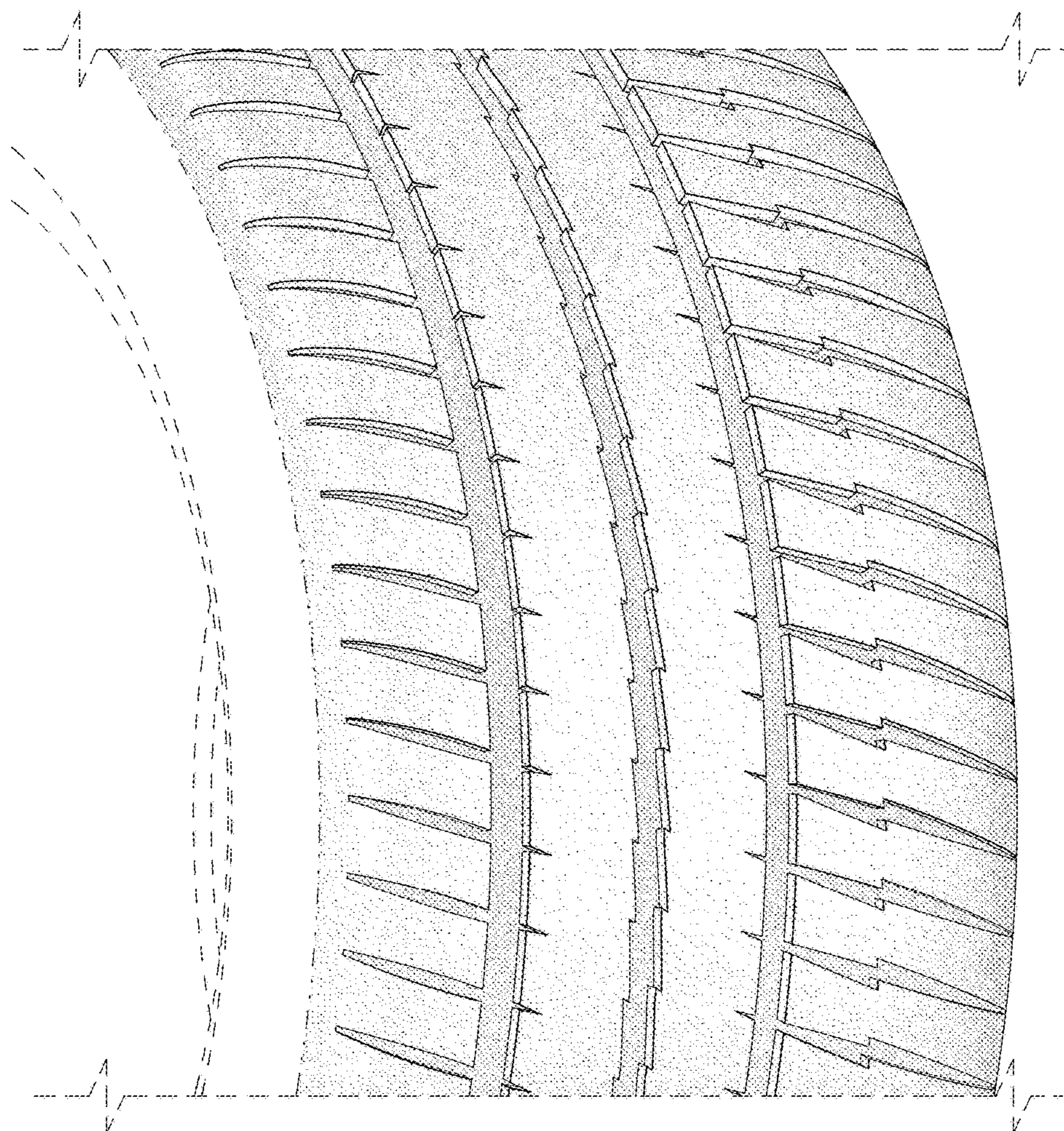


FIG. 5