



US00D848346S

(12) **United States Design Patent** (10) **Patent No.:** **US D848,346 S**
Huertas et al. (45) **Date of Patent:** **** May 14, 2019**

(54) **MODIFIED WINDSHIELD WIPER BLADE HOLDER**

(71) Applicants: **Joey Huertas**, Odessa, TX (US); **Sylvia Reynolds**, Odessa, TX (US)

(72) Inventors: **Joey Huertas**, Odessa, TX (US); **Sylvia Reynolds**, Odessa, TX (US)

(**) Term: **15 Years**

(21) Appl. No.: **29/625,703**

(22) Filed: **Nov. 12, 2017**

(51) **LOC (11) Cl.** **12-16**

(52) **U.S. Cl.**
USPC **D12/220**

(58) **Field of Classification Search**
USPC D12/219–220
CPC B60S 2001/3815; B60S 1/4003; B60S 1/3801
See application file for complete search history.

(56) **References Cited**

U.S. PATENT DOCUMENTS

D702,618 S	*	4/2014	Avasiloaie	D12/220
D706,200 S	*	6/2014	Tolentino	D12/220
D713,319 S	*	9/2014	An	D12/219
D716,714 S	*	11/2014	Kim	D12/219

D725,021 S	*	3/2015	Poton	D12/220
D725,024 S	*	3/2015	Poton	D12/220
D740,737 S	*	10/2015	Hyun	D12/219
D784,241 S	*	4/2017	Park	D12/219
D784,243 S	*	4/2017	Lee	D12/220
D787,417 S	*	5/2017	Lee	D12/219
D789,271 S	*	6/2017	Hyun	D12/219
D833,954 S	*	11/2018	Kim	D12/220

* cited by examiner

Primary Examiner — Katrina A Betton

(74) *Attorney, Agent, or Firm* — Jerry D. Haynes; Law Office of Jerry D Haynes PA

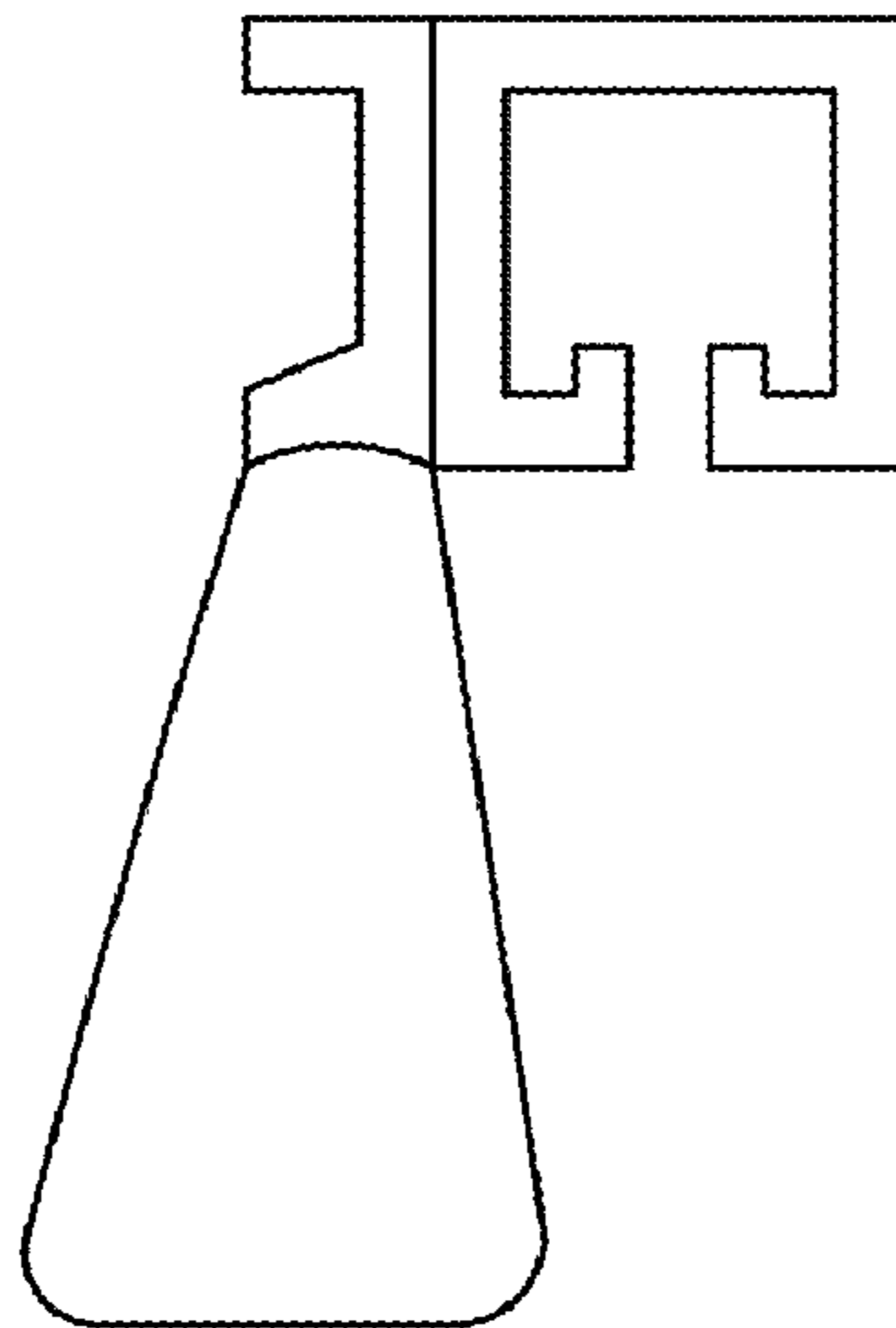
(57) **CLAIM**

The ornamental design for a modified windshield wiper blade holder, as shown.

DESCRIPTION

FIG. 1 depicts a side view of a modified wiper blade holder according to the present invention.
 FIG. 2 depicts a side view of the wiper blade holder according to the present invention.
 FIG. 3 depicts a second side view of the modified wiper blade holder according to the present invention.
 FIG. 4 depicts a rearview of the modified wiper blade holder according to the present invention.
 FIG. 5 depicts a bottom view of the modified wiper blade holder according to the present invention; and,
 FIG. 6 depicts a top view of the modified wiper blade holder according to the present invention.

1 Claim, 6 Drawing Sheets



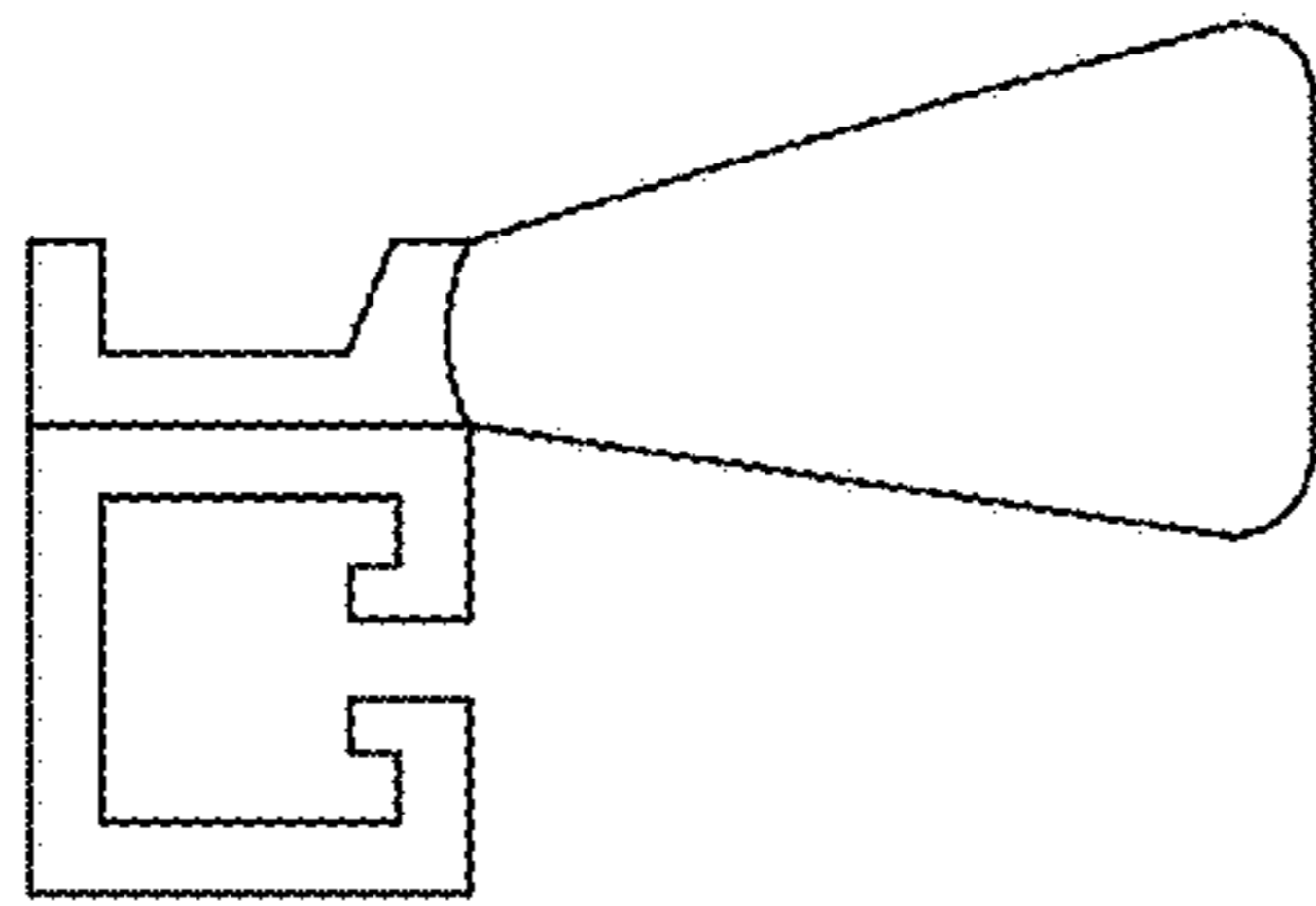


FIG. 1

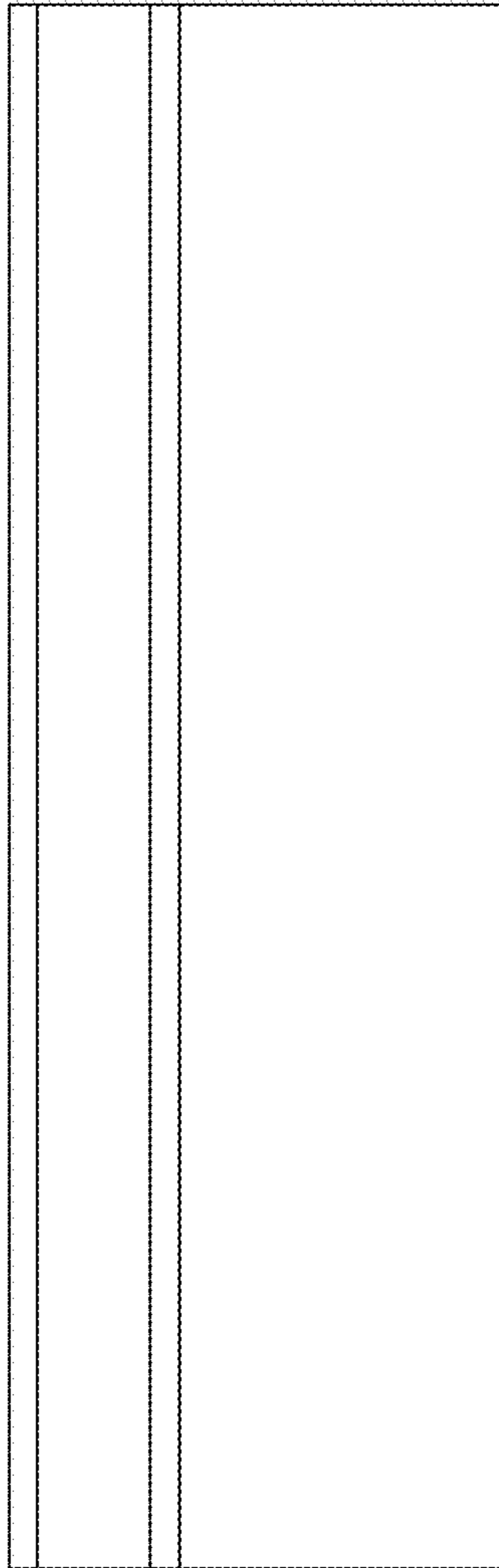


FIG. 2

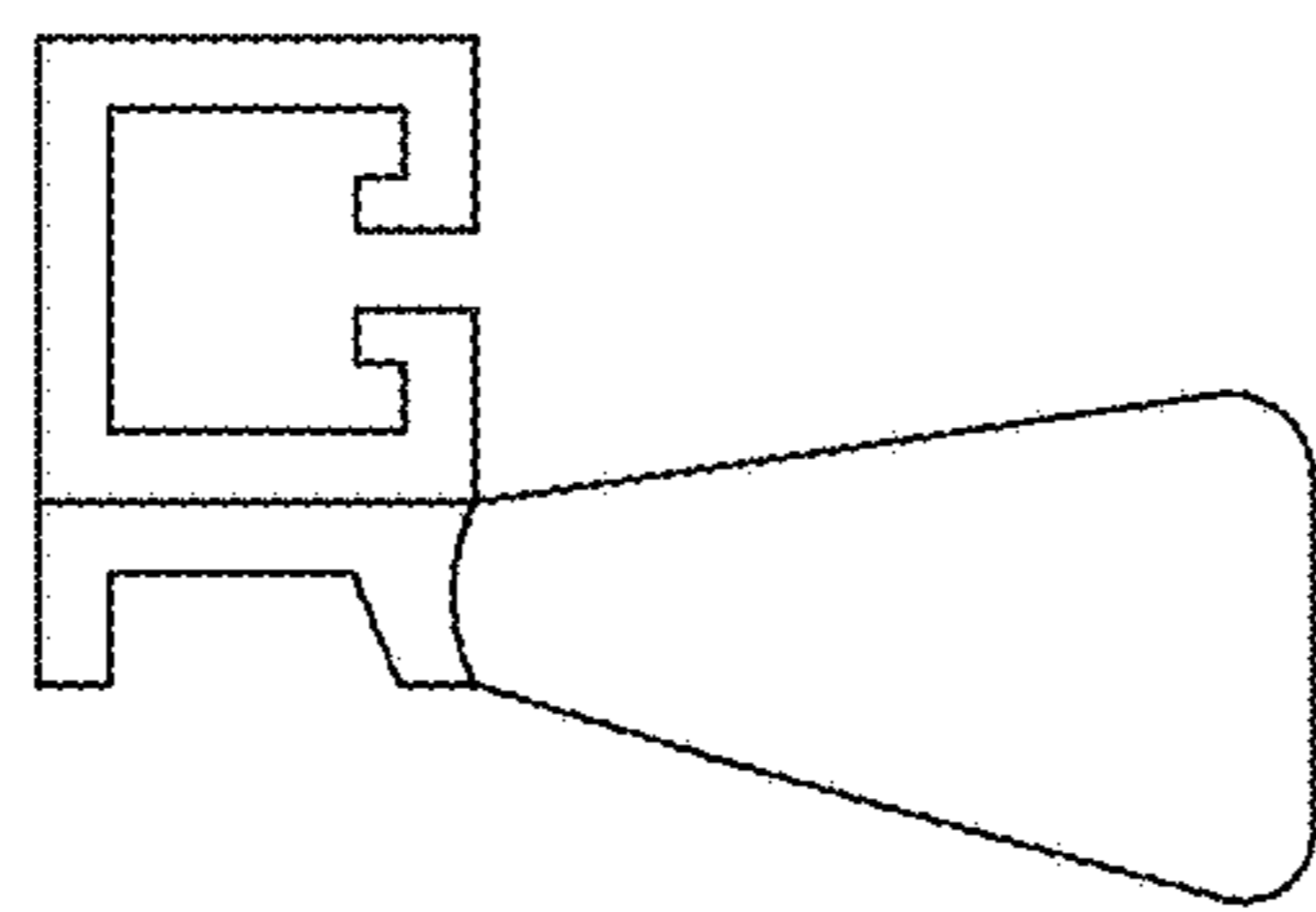


FIG. 3




FIG. 4




FIG. 5

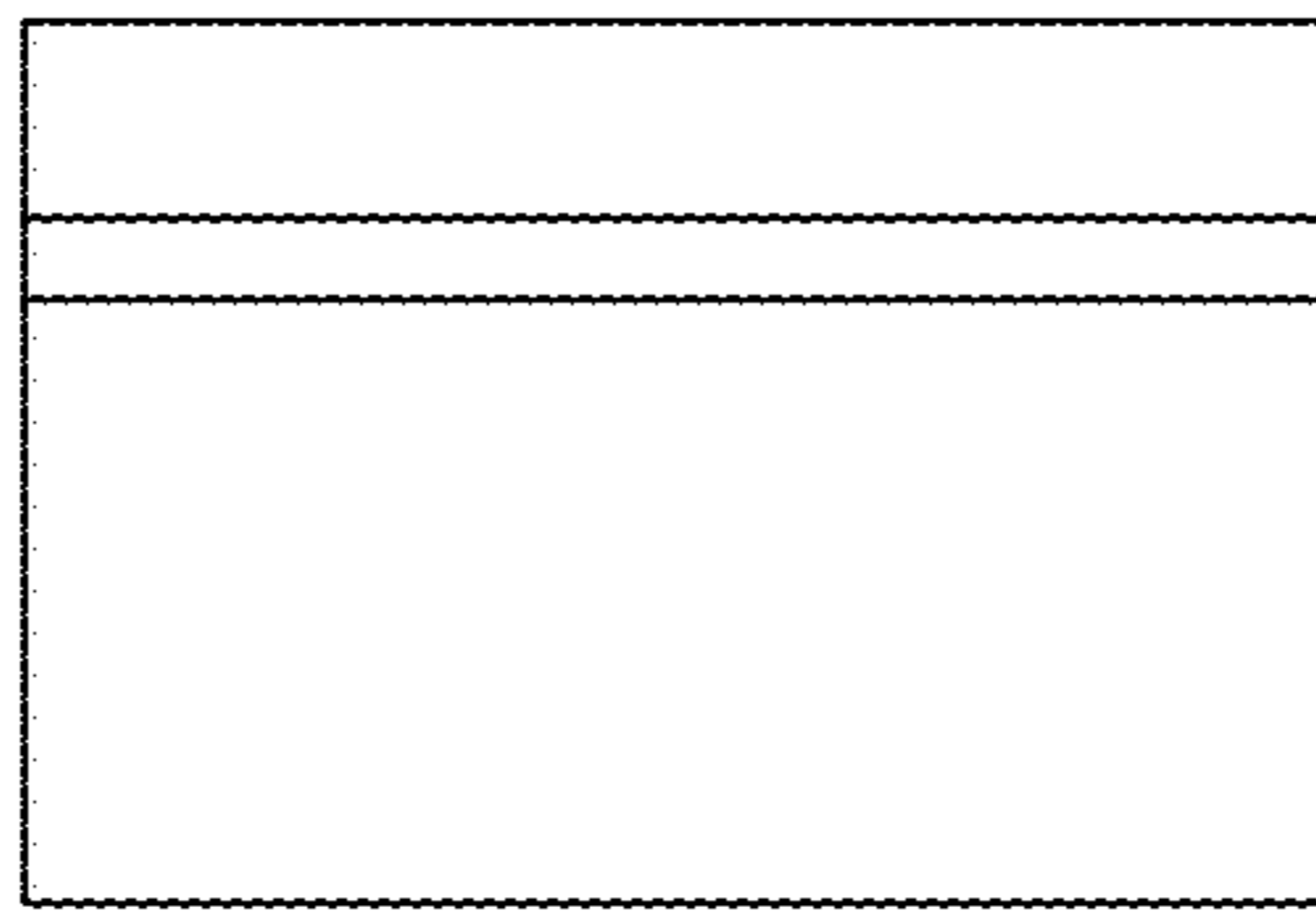


FIG. 6