



US00D848345S

(12) **United States Design Patent**  
**Battams**

(10) **Patent No.:** **US D848,345 S**

(45) **Date of Patent:** **\*\* May 14, 2019**

(54) **WHEEL**

(71) Applicant: **Jaguar Land Rover Limited**, Whitley,  
Coventry (GB)

(72) Inventor: **Robert Battams**, Whitley (GB)

(73) Assignee: **Jaguar Land Rover Limited**, Whitley,  
Coventry (GB)

(\*\*) Term: **15 Years**

(21) Appl. No.: **29/622,450**

(22) Filed: **Oct. 17, 2017**

(30) **Foreign Application Priority Data**

Apr. 21, 2017 (EM) ..... 003867100

(51) **LOC (11) Cl.** ..... **12-16**

(52) **U.S. Cl.**  
USPC ..... **D12/211**

(58) **Field of Classification Search**

USPC ..... D12/204–213  
CPC .... B60B 7/00; B60B 7/02; B60B 7/04; B60B  
7/01; B60B 7/06; B60B 3/04; B60B 1/00;  
B60B 3/10; B60B 1/10; B60B 1/08;  
B60B 3/06; B60B 1/12; B60B 3/02

See application file for complete search history.

(56) **References Cited**

**U.S. PATENT DOCUMENTS**

D623,109 S \* 9/2010 Markefka ..... D12/209  
D654,007 S \* 2/2012 Nissl ..... D12/211  
D657,299 S \* 4/2012 Lee ..... D12/211

D667,768 S \* 9/2012 Elmitt ..... D12/209  
D695,199 S \* 12/2013 Garbas ..... D12/211  
D717,709 S \* 11/2014 Valencia Pollex ..... D12/209  
D765,005 S \* 8/2016 Garbas ..... D12/211  
D787,415 S \* 5/2017 Juergens ..... D12/211  
D788,677 S \* 6/2017 Lickliter ..... D12/209  
D791,034 S \* 7/2017 Rueckheim ..... D12/209  
D795,153 S \* 8/2017 Peat ..... D12/211  
D814,378 S \* 4/2018 Mielke ..... D12/209  
D822,576 S \* 7/2018 Austin ..... D12/211  
D830,937 S \* 10/2018 Hamilton ..... D12/209

\* cited by examiner

*Primary Examiner* — Stacia A Cadmus

(74) *Attorney, Agent, or Firm* — Wood Herron & Evans  
LLP

(57) **CLAIM**

The ornamental design for a wheel, as shown and described.

**DESCRIPTION**

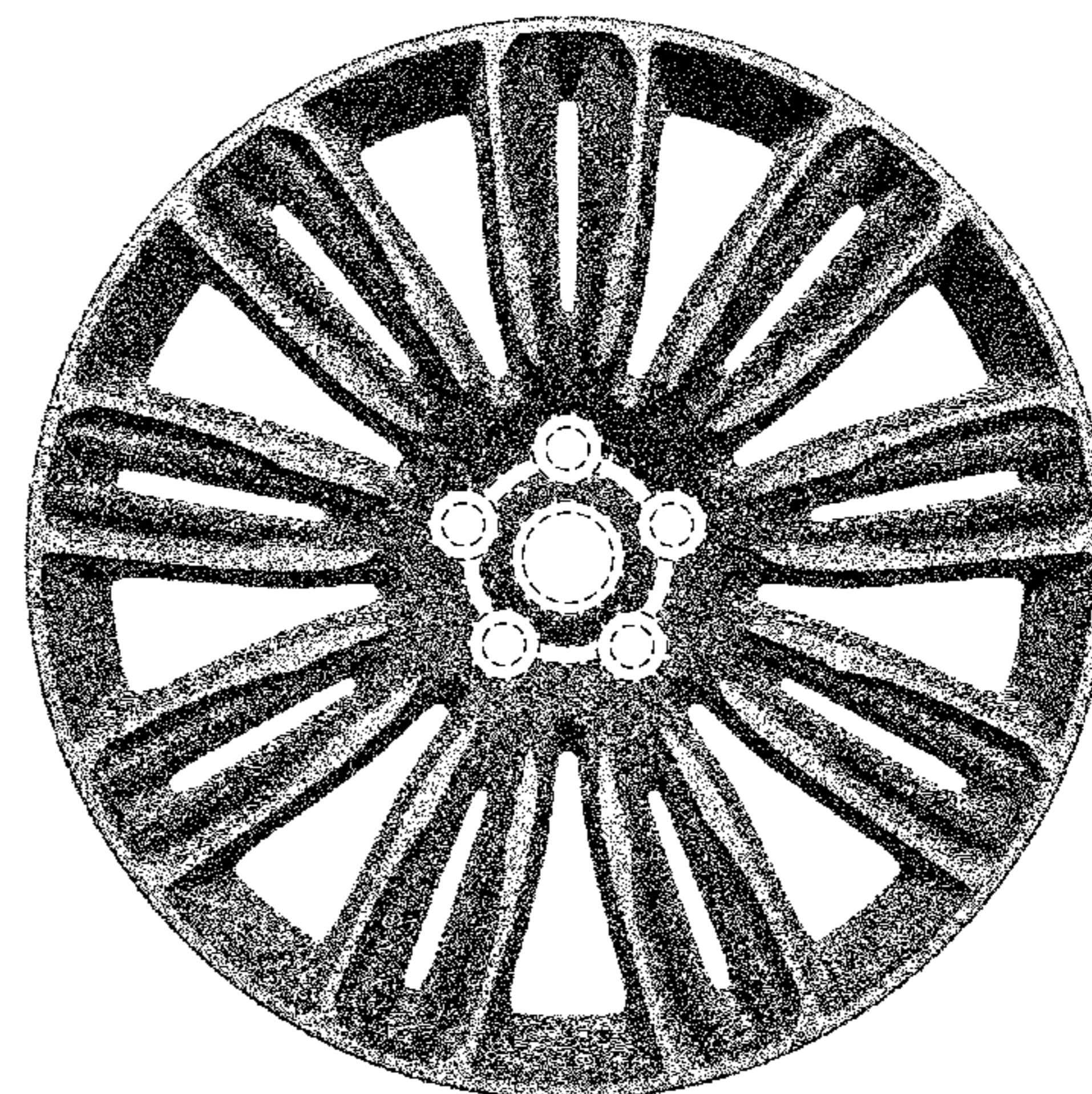
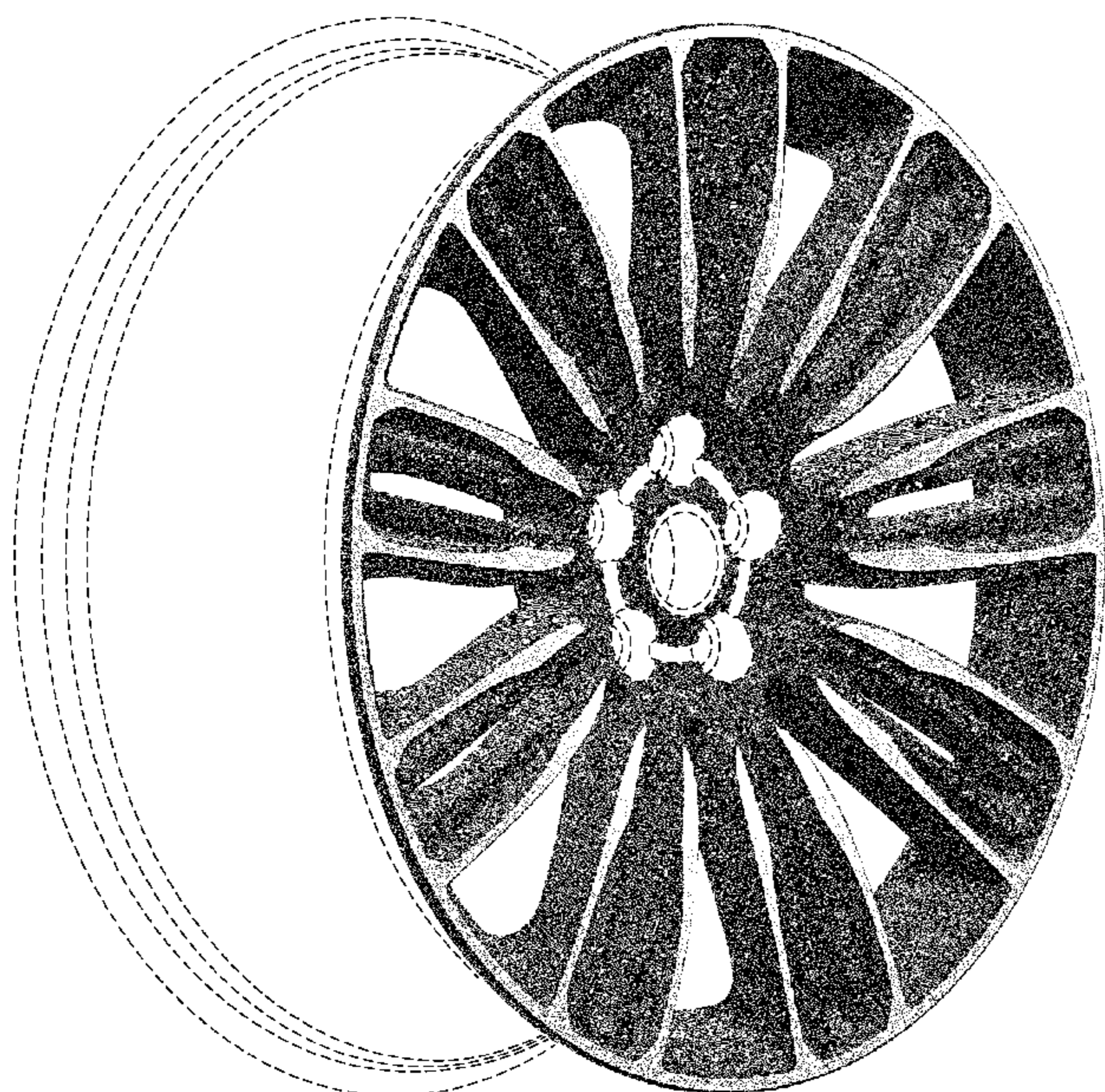
FIG. 1 is a front left perspective view of a wheel for a vehicle according to the present invention.

FIG. 2 is a front view of the wheel shown in FIG. 1; and, FIG. 3 is a side left view thereof, the right side being a mirror image thereof.

In FIGS. 1-3, the broken line showing of the rear of the rim, the bolt holes, and the center hole in the central hub area is included for the purpose of illustrating environment and forms no part of the claimed design.

In FIGS. 1-3, the broken lines show environmental structure and form no part of the claimed invention. More specifically, in FIGS. 1 and 2, the centrally located broken lines show wheel hub structure, including bolt holes.

**1 Claim, 2 Drawing Sheets**





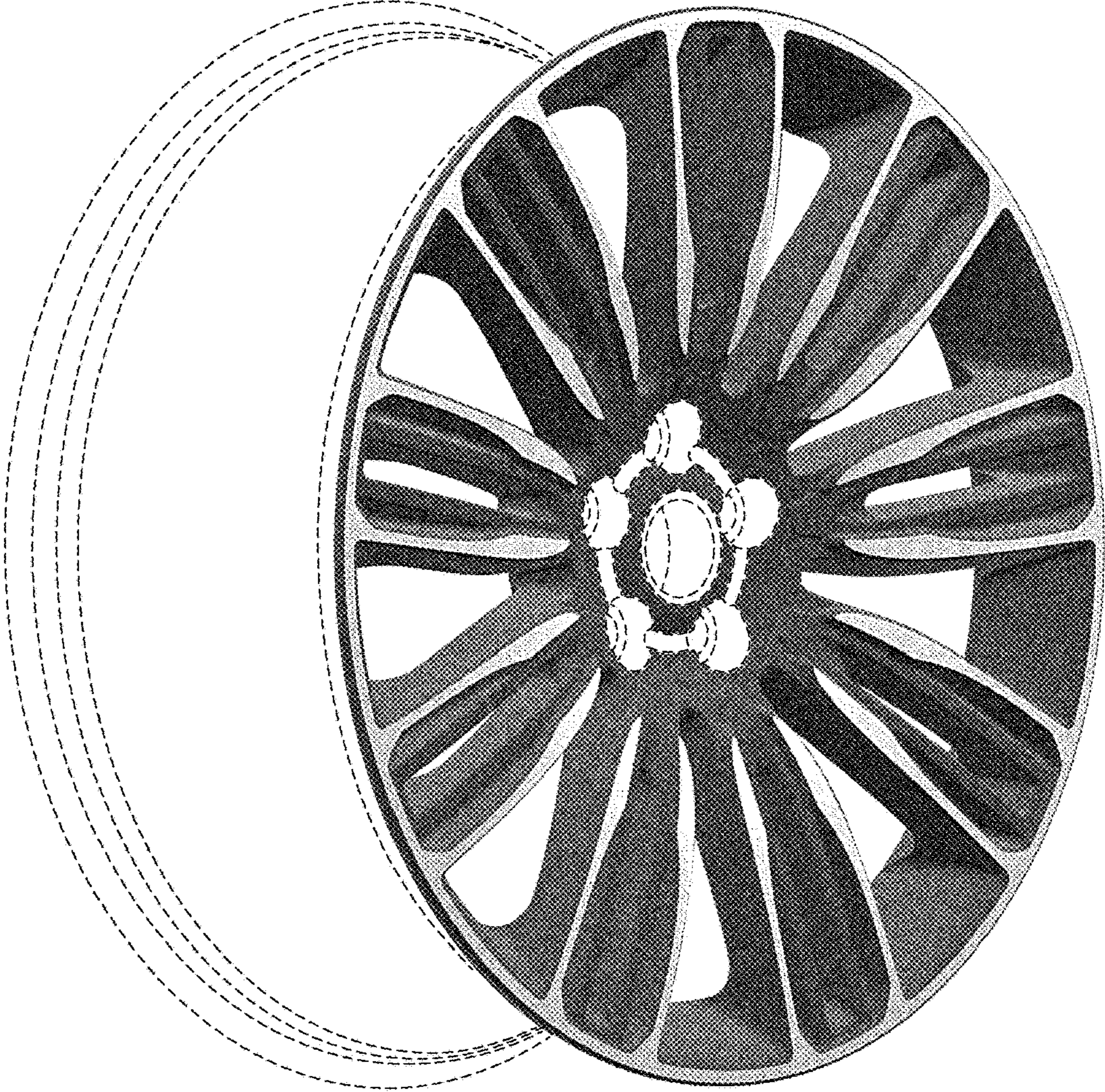


FIG. 1



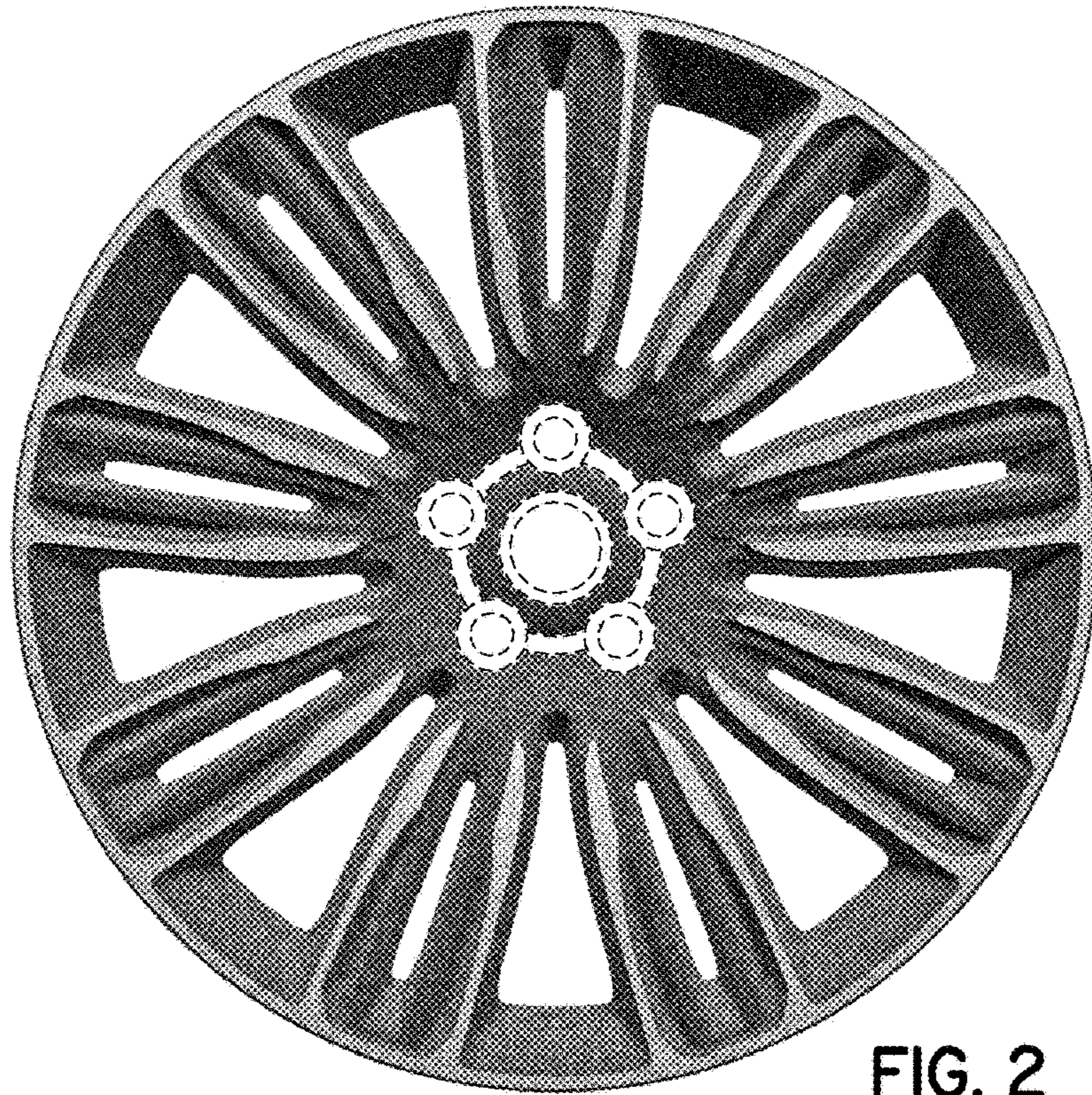


FIG. 2




FIG. 3



UNITED STATES PATENT AND TRADEMARK OFFICE  
**CERTIFICATE OF CORRECTION**

PATENT NO. : D848,345 S  
APPLICATION NO. : 29/622450  
DATED : May 14, 2019  
INVENTOR(S) : Robert Battams

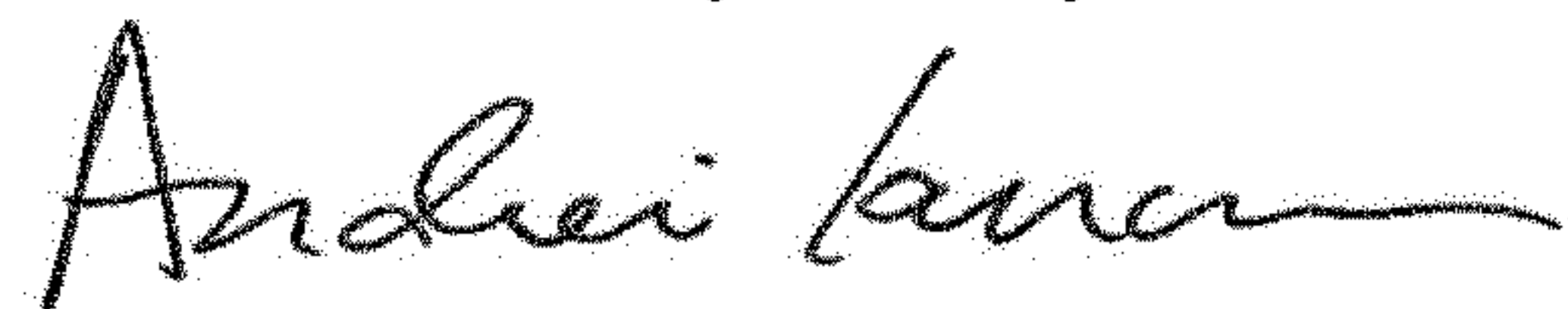
Page 1 of 1

It is certified that error appears in the above-identified patent and that said Letters Patent is hereby corrected as shown below:

On the Title Page

Column 2, Under "Description":  
Delete the entire last paragraph.

Signed and Sealed this  
Second Day of July, 2019



Andrei Iancu  
*Director of the United States Patent and Trademark Office*