



US00D848344S

(12) **United States Design Patent** (10) **Patent No.:** **US D848,344 S**
Juergens et al. (45) **Date of Patent:** **** May 14, 2019**

(54) **VEHICLE WHEEL, TOY VEHICLE WHEEL,
AND/OR REPLICAS THEREOF**

(71) Applicant: **Bayerische Motoren Werke
Aktiengesellschaft, Munich (DE)**

(72) Inventors: **Dirk Juergens, Munich (DE); Rainer
Mueller, Munich (DE)**

(73) Assignee: **Bayerische Motoren Werke
Aktiengesellschaft, Munich (DE)**

(**) Term: **15 Years**

(21) Appl. No.: **29/632,373**

(22) Filed: **Jan. 8, 2018**

(30) **Foreign Application Priority Data**

Jul. 17, 2017 (DE) 40 2017 100 829

(51) **LOC (11) Cl.** **12-16**

(52) **U.S. Cl.**
USPC **D12/209**

(58) **Field of Classification Search**
USPC D12/204-213; D21/551, 563
CPC B60B 7/00; B60B 7/02; B60B 7/04; B60B
7/06; B60B 3/02; B60B 3/04; B60B 3/06;
B60B 3/10

See application file for complete search history.

(56) **References Cited**

U.S. PATENT DOCUMENTS

D472,865 S	4/2003	Wechner
D597,015 S	7/2009	Juergens et al.
D663,668 S	7/2012	Pollmann
D686,128 S	7/2013	Baum et al.
D696,177 S	12/2013	Juergens et al.
D697,009 S	1/2014	Pollmann
D697,466 S	1/2014	Pollmann

D720,272 S	*	12/2014	Rueckheim	D12/209
D746,208 S	*	12/2015	Battams	D12/209
D773,369 S	*	12/2016	Rueckheim	D12/211
D776,594 S	*	1/2017	Rueckheim	D12/209
D788,673 S		6/2017	Krause		
D788,675 S	*	6/2017	Kippes	D12/209
D788,681 S	*	6/2017	Juergens	D12/211
D797,637 S	*	9/2017	Wolff	D12/211
D801,904 S	*	11/2017	Groth	D12/211
D826,127 S	*	8/2018	Juergens	D12/209
D830,267 S	*	10/2018	Chung	D12/209
D835,560 S	*	12/2018	Hilton	D12/209

FOREIGN PATENT DOCUMENTS

EM	001049324-0001	9/2009
EM	001636978-0008	11/2010
EM	001744640-0003	11/2011
EM	002156554-0004	12/2014
WO	WO DM/054296	2/2001

* cited by examiner

Primary Examiner — Sheryl Lane

(74) *Attorney, Agent, or Firm* — Crowell & Moring LLP

(57) **CLAIM**

The ornamental design for a vehicle wheel, toy vehicle wheel, and/or replicas thereof, as shown and described.

DESCRIPTION

FIG. 1 is a perspective view of a vehicle wheel, toy vehicle wheel, and/or replicas thereof according to the design; FIG. 2 is an additional perspective view thereof; FIG. 3 is an additional perspective view thereof; FIG. 4 is a front view thereof; FIG. 5 is a rear view thereof in a lighter gray scale, representing environmental features that form no part of the claimed design; and, FIG. 6 is a side view thereof. The drawing of FIG. 5 forms no part of the claimed design.

1 Claim, 6 Drawing Sheets






Fig. 1



Fig. 2



Fig. 3



Fig. 4




Fig. 5




Fig. 6