



US00D848332S

(12) **United States Design Patent** (10) **Patent No.:** **US D848,332 S**
Tomasson et al. (45) **Date of Patent:** **** May 14, 2019**

(54) **BENCH CAR SEAT** 13/083; A47D 1/00; A47D 1/002; A47D 1/004; A47D 1/008; A47D 1/04

(71) Applicant: **Nio Nextev Limited**, Hong Kong (HK) See application file for complete search history.

(72) Inventors: **Kris Tomasson**, Hong Kong (HK);
Jochen Paesen, Hong Kong (HK);
Ryuichiro Goto, Hong Kong (HK);
Phil Gilman, Hong Kong (HK)

(56) **References Cited**

U.S. PATENT DOCUMENTS

D414,948 S *	10/1999	Slanec	D6/356
D480,571 S *	10/2003	Yu	D6/356
D513,132 S *	12/2005	Yamazaki	D6/356
D536,188 S *	2/2007	Moburg	D6/356
D542,041 S *	5/2007	Moburg	D6/356
D578,315 S *	10/2008	Wyszogrod	D6/356
D650,188 S *	12/2011	Nakaminami	D6/356
D723,825 S *	3/2015	Persson	D6/356
D755,531 S *	5/2016	Ahn	D6/356
D774,319 S *	12/2016	Ingenlath	D6/356
D778,080 S *	2/2017	Ahn	D6/356
D804,207 S *	12/2017	Blomme	D6/356

(73) Assignee: **NIO NEXTEV LIMITED**, Hong Kong (HK)

(**) Term: **15 Years**

(21) Appl. No.: **29/616,092**

(22) Filed: **Sep. 1, 2017**

(30) **Foreign Application Priority Data**

Apr. 10, 2017 (CN) 2017 3 0115558
Apr. 17, 2017 (CN) 2017 3 0127263

(51) **LOC (11) Cl.** **12-08**

(52) **U.S. Cl.**
USPC **D12/195**; D6/356; D12/416

(58) **Field of Classification Search**
USPC D6/334-336, 338-339, 491, 333, 716,
D6/716.1-716.7; D12/129; D21/412,
D21/419; 280/30-31; 5/94, 98.1, 99.1,
5/101, 105, 655; 297/183.1-183.4,
297/184.13, 184.15, 184.17, 250.1, 256.1,
297/255, 256.15, 256.16, 174 R, 174 CS,
297/170-173, 136, 148, 27, 61, 68;
4/572.1
CPC B60N 2/2821; B60N 2/02; B60N 2/10;
B60N 2/16; B60N 2/22; B60N 2/26;
B60N 2002/0212; B60N 2002/0216;
B60N 2002/022; A47D 13/02; A47D

* cited by examiner

Primary Examiner — Abraham Bahta
(74) *Attorney, Agent, or Firm* — Hogan Lovells US LLP

(57) **CLAIM**

The ornamental design for a bench car seat, as shown and described.

DESCRIPTION

FIG. 1 is a front view of the bench car seat shown our new design;
FIG. 2 is a rear view thereof;
FIG. 3 is a right side view thereof;
FIG. 4 is a left side view thereof;
FIG. 5 is a top view thereof;
FIG. 6 is a bottom view thereof;
FIG. 7 is a front perspective view thereof; and,
FIG. 8 is a rear perspective view thereof.

1 Claim, 8 Drawing Sheets



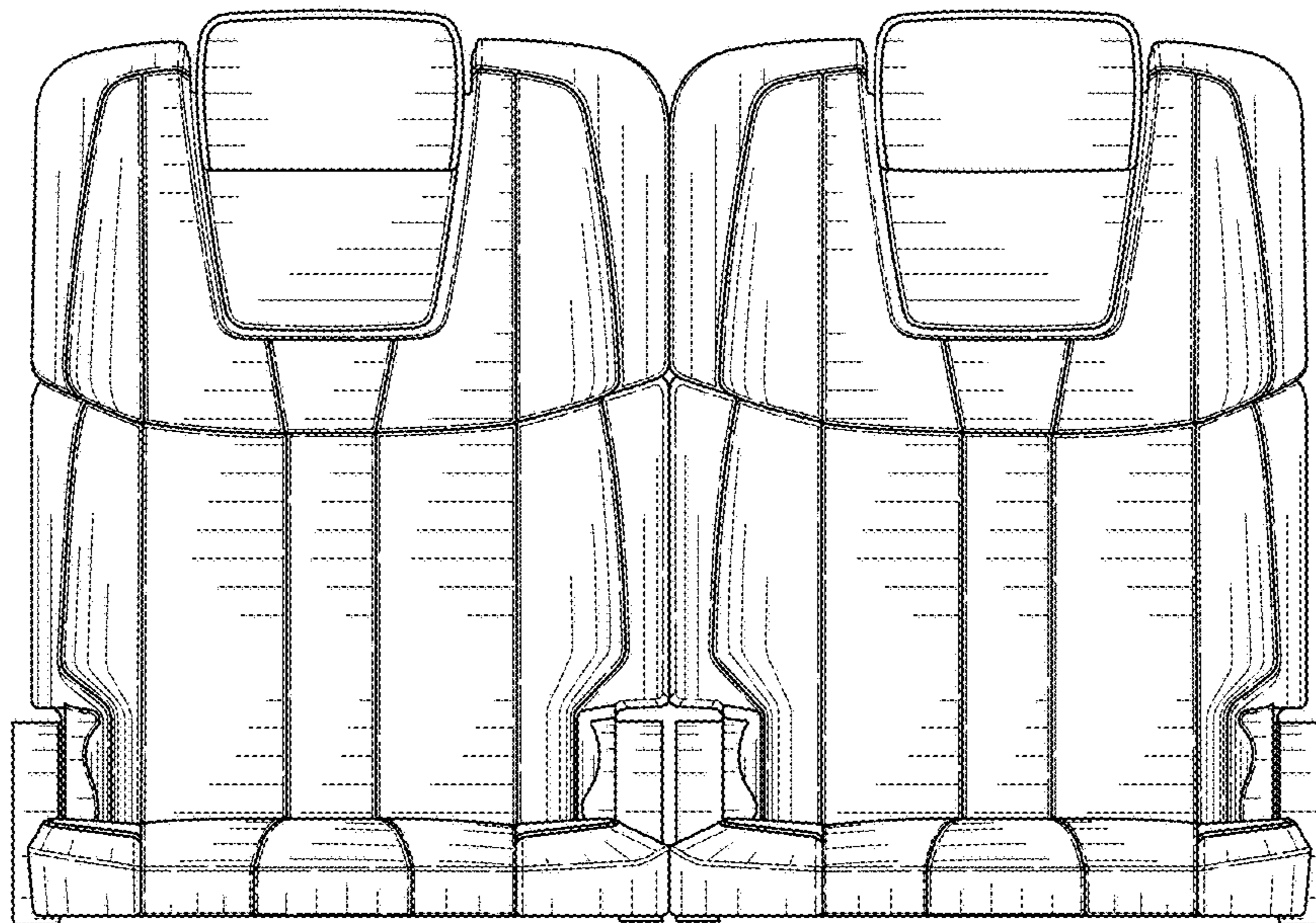


FIG. 1

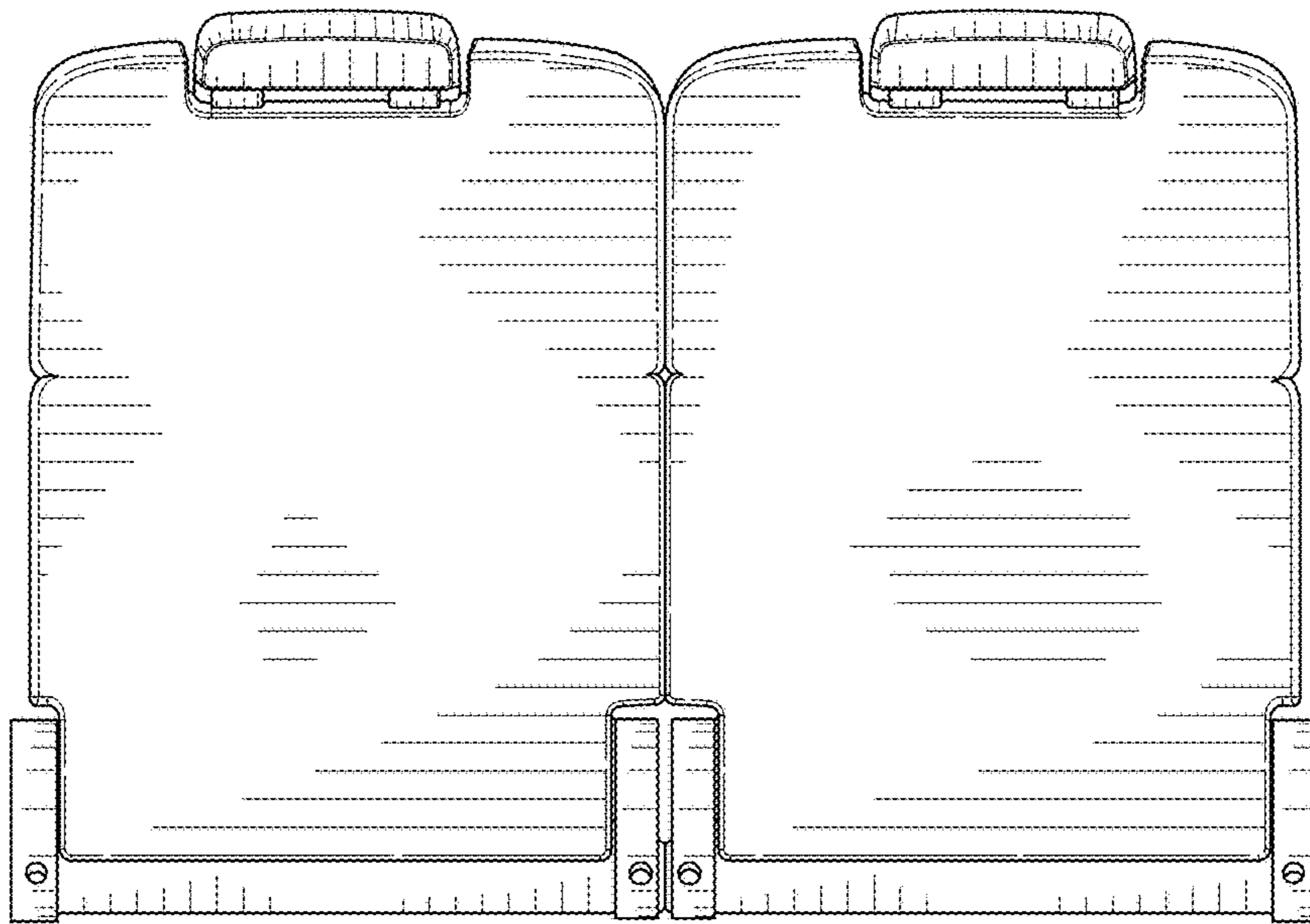


FIG. 2

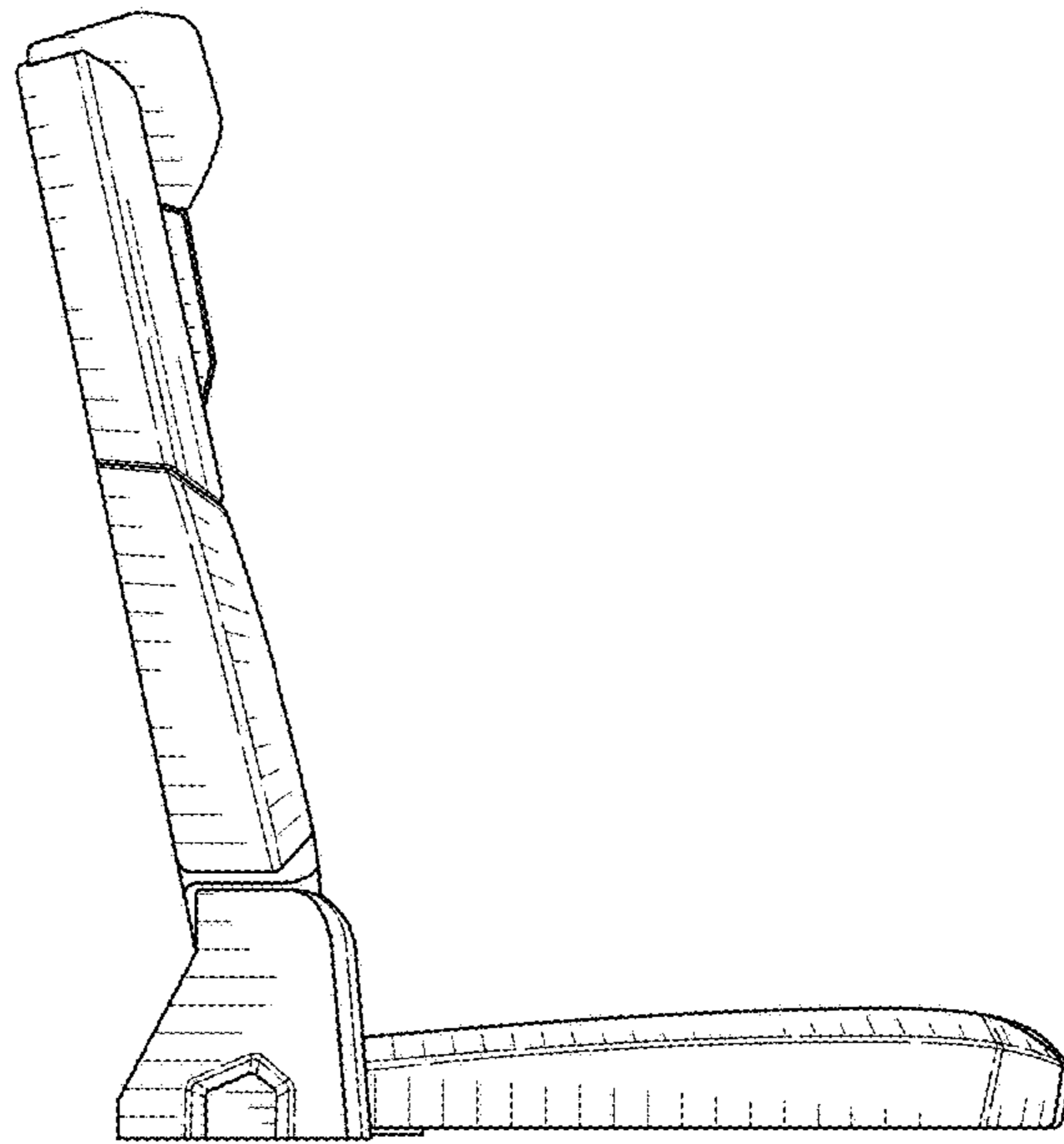


FIG. 3

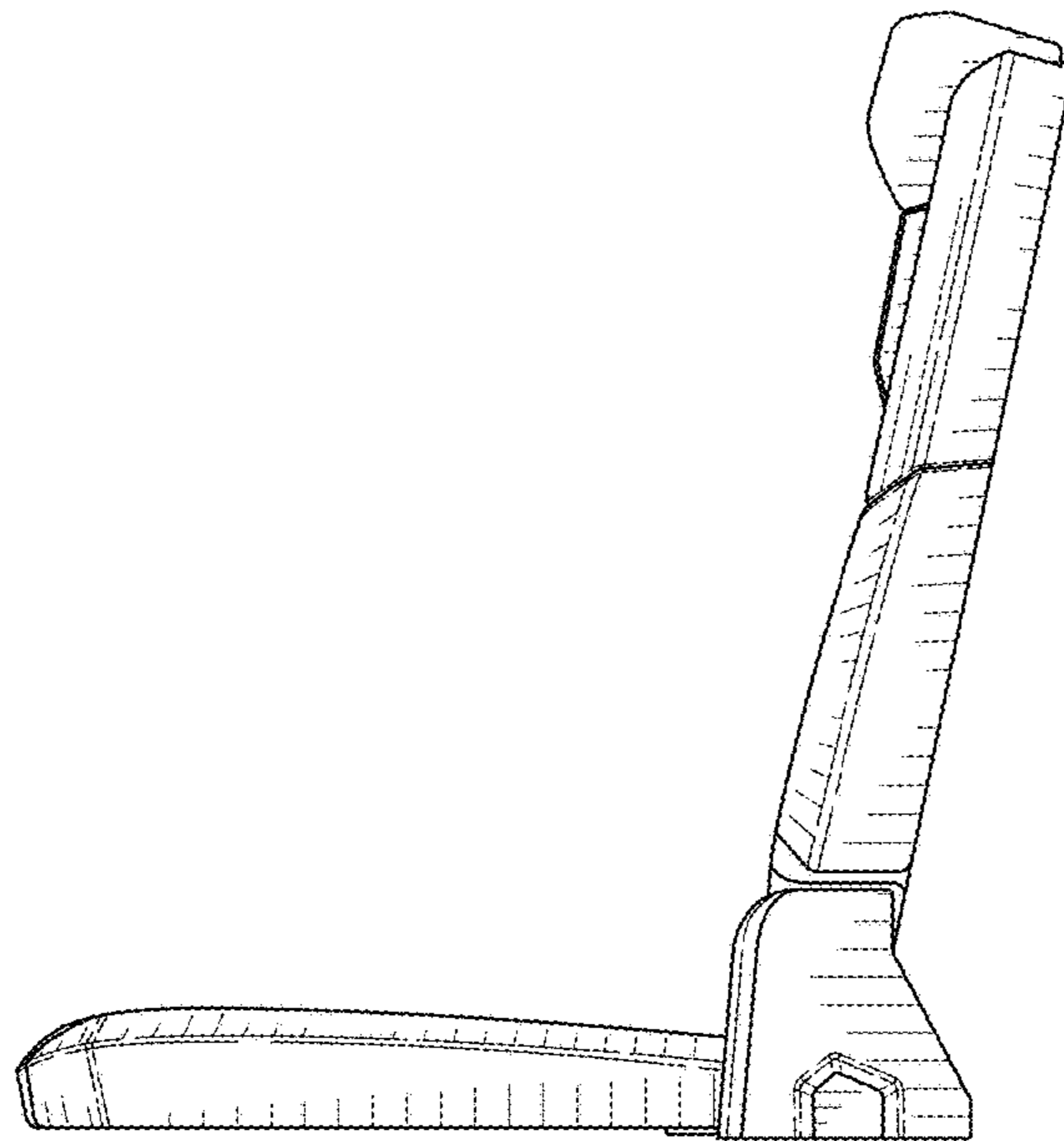


FIG. 4

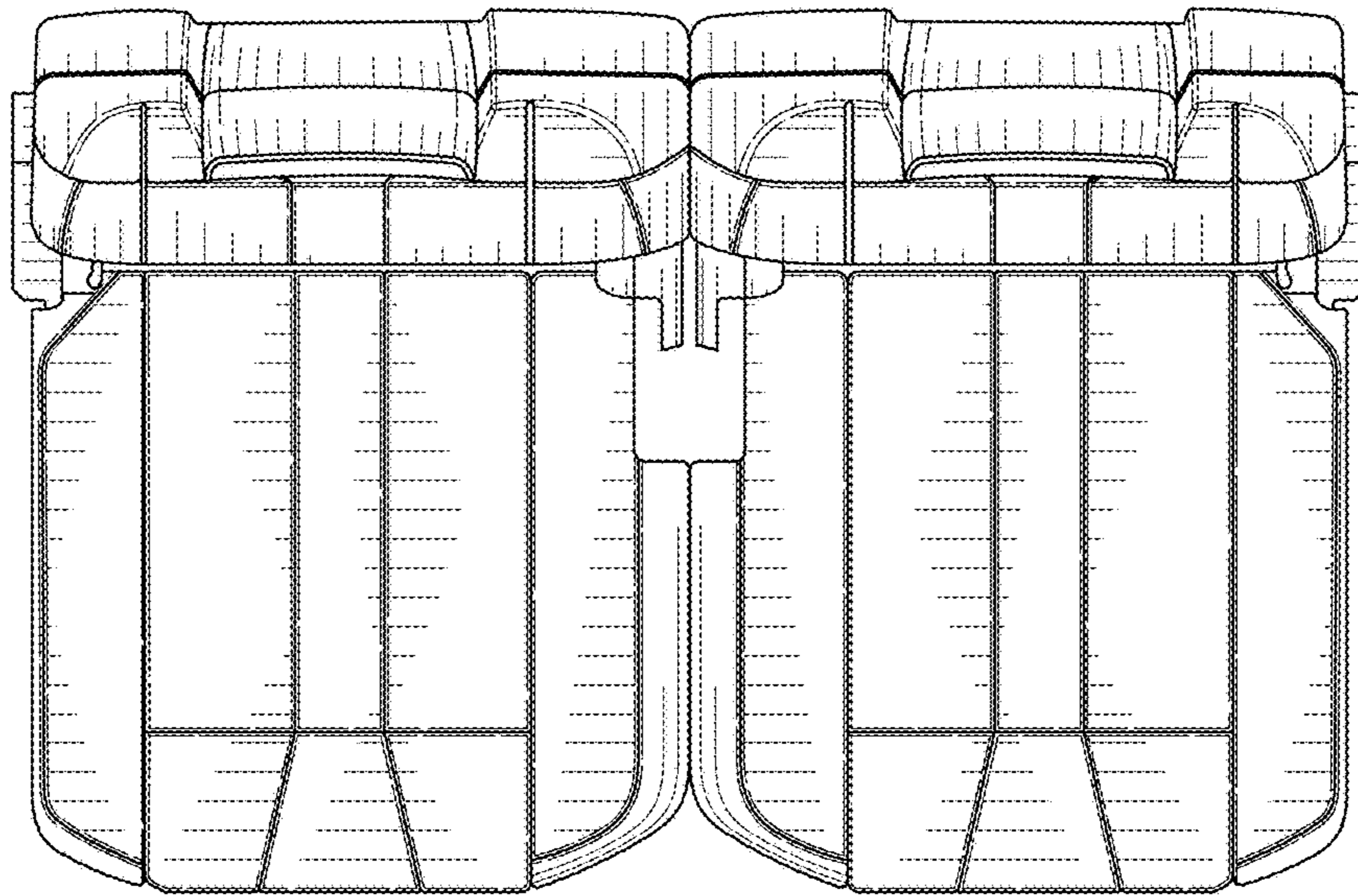


FIG. 5

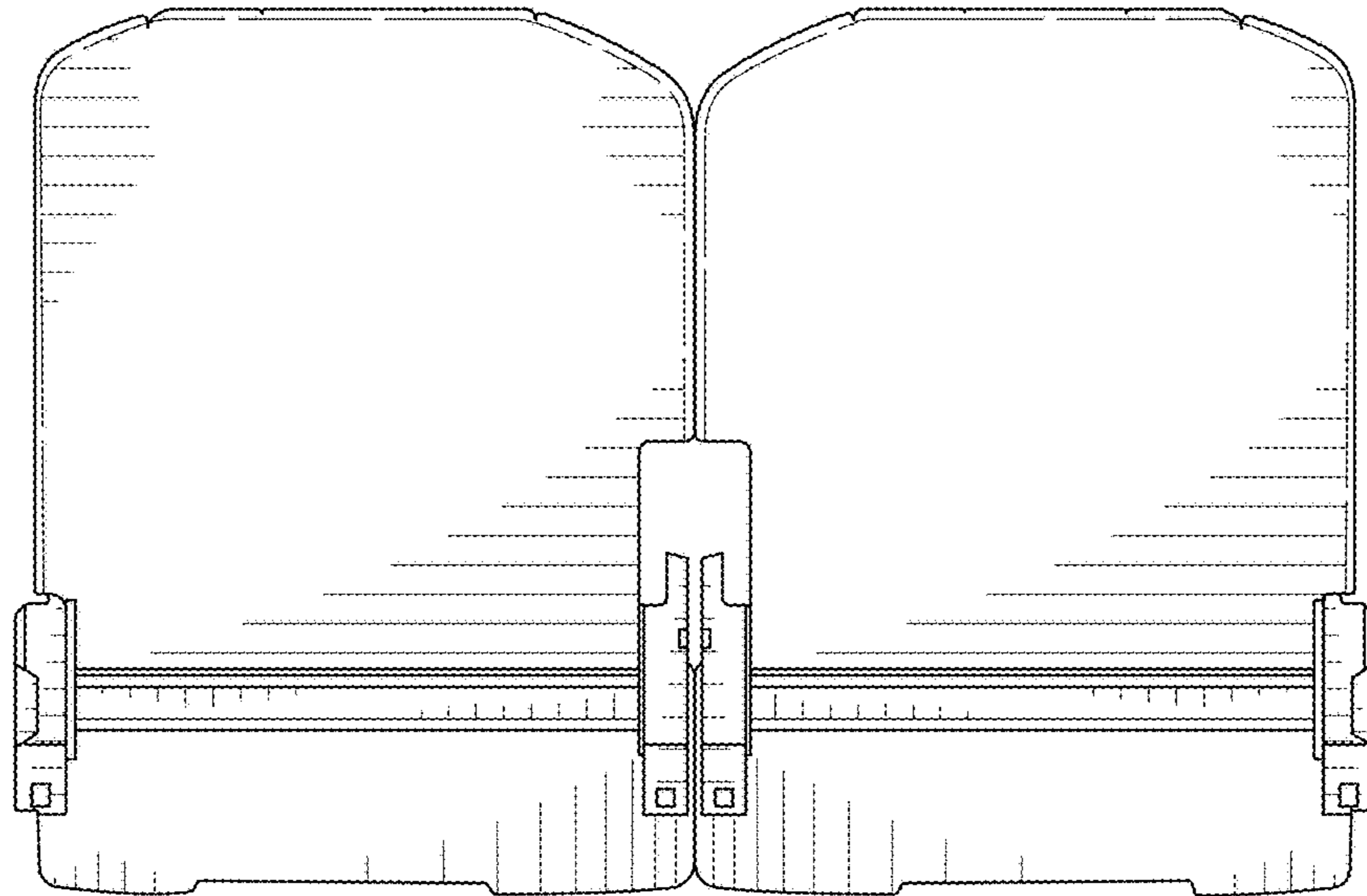


FIG. 6



FIG. 7

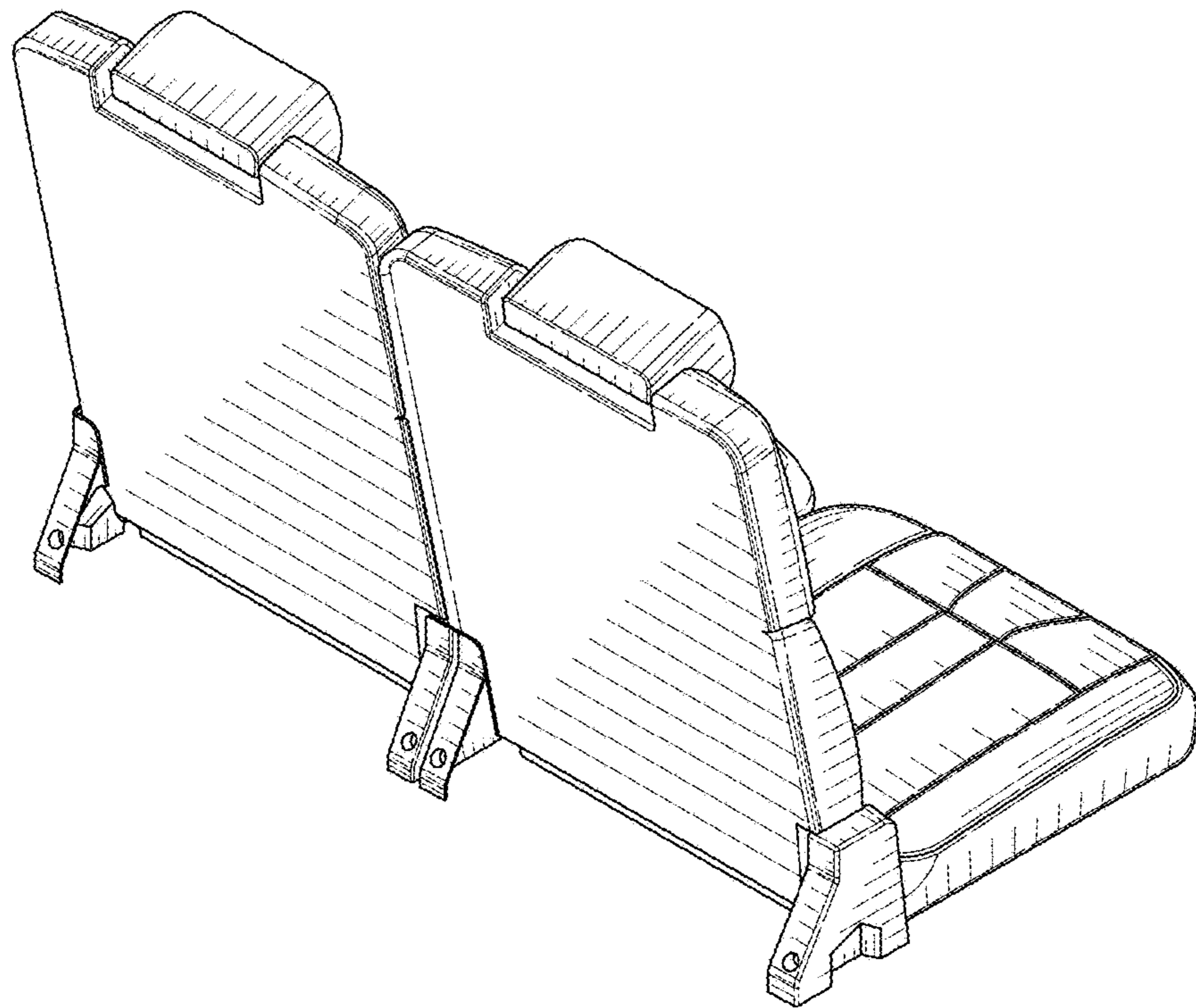


FIG. 8