

US00D848330S

(12) **United States Design Patent** (10) **Patent No.:** **US D848,330 S**
Buckingham (45) **Date of Patent:** **** May 14, 2019**

(54) **FRONT FENDER FOR A VEHICLE**

(71) Applicant: **Bayerische Motoren Werke Aktiengesellschaft**, Munich (DE)

(72) Inventor: **John-Daniel Buckingham**, Woodland Hills, CA (US)

(73) Assignee: **Bayerische Motoren Werke Aktiengesellschaft**, Munich (DE)

(**) Term: **15 Years**

(21) Appl. No.: **29/624,725**

(22) Filed: **Nov. 3, 2017**

(30) **Foreign Application Priority Data**

May 10, 2017 (DE) 40 2007 100 574

(51) **LOC (11) Cl.** **12-16**

(52) **U.S. Cl.**
USPC **D12/181**

(58) **Field of Classification Search**
USPC D12/181, 184, 186, 196, 187, 174, 179
CPC B60R 13/00; B60R 13/08; B62D 25/02;
B62D 25/16; B62D 25/18; B62D 25/105;
B32B 27/08

See application file for complete search history.

(56) **References Cited**

U.S. PATENT DOCUMENTS

D614,554 S *	4/2010	Noguchi	D12/181
D615,013 S *	5/2010	Lamm	D12/181
D626,044 S *	10/2010	Yamazaki	D12/181
D628,947 S *	12/2010	Yoshida	D12/181
D630,985 S *	1/2011	Matei	D12/181
D631,413 S *	1/2011	Kuze	D12/181
D642,966 S *	8/2011	Messale	D12/181
D680,927 S *	4/2013	Messale	D12/184
D699,644 S *	2/2014	Futschik	D12/181
D699,645 S *	2/2014	Cartabiano	D12/181

D707,600 S	6/2014	Johnson	
D711,300 S *	8/2014	Laviolette D12/184
D716,708 S *	11/2014	Beermann D12/184
D718,688 S *	12/2014	Thole D12/184
D722,930 S *	2/2015	George D12/184
D735,101 S *	7/2015	Nissl D12/184
D746,193 S *	12/2015	Glover D12/184
D748,023 S	1/2016	Nissl	

(Continued)

Primary Examiner — Susan E Krakower

Assistant Examiner — Jerry Shiuang-Hua Hsu

(74) *Attorney, Agent, or Firm* — Crowell & Moring LLP

(57) **CLAIM**

The ornamental design for a front fender for a vehicle, as shown and described.

DESCRIPTION

This application contains subject matter related to the following co-pending U.S. design patent applications:

Application Ser. No. 29/605,291, filed May 25, 2017 and entitled "Front Fender for a Vehicle";

Application Ser. No. 29/624,709, filed herewith and entitled "Vehicle, Toy, and/or Replicas Thereof";

Application Ser. No. 29/624,716, filed herewith and entitled "Vehicle, Toy, and/or Replicas Thereof";

Application Ser. No. 29/624,718, filed herewith and entitled "Vehicle, Toy, and/or Replicas Thereof"; and

Application Ser. No. 29/624,719, filed herewith and entitled "Vehicle, Toy, and/or Replicas Thereof".

FIG. 1 is a front view of a front fender for a vehicle according to the design;

FIG. 2 is a left, front perspective view thereof;

FIG. 3 is a right, front perspective view thereof;

FIG. 4 is a left side view thereof;

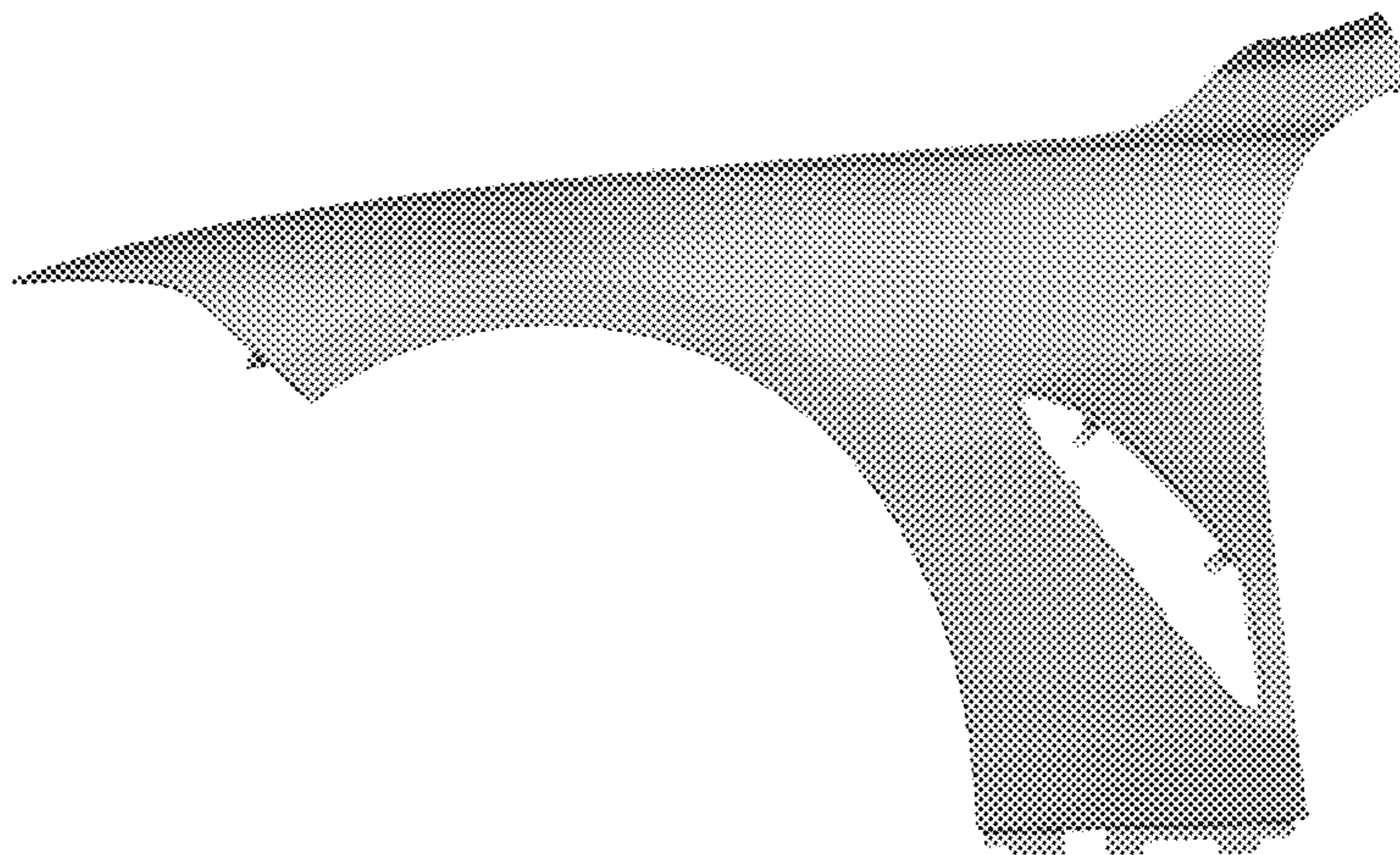
FIG. 5 is a right side view thereof;

FIG. 6 is a top view thereof;

FIG. 7 is a bottom view thereof; and,

FIG. 8 is a rear view thereof.

1 Claim, 8 Drawing Sheets



(56)

References Cited

U.S. PATENT DOCUMENTS

D749,478 S *	2/2016	Battams	D12/184
D756,278 S *	5/2016	Ino	D12/184
D756,870 S *	5/2016	Tsutamori	D12/184
D762,151 S *	7/2016	Luk	D12/184
D764,362 S *	8/2016	Pevovar	D12/184
D764,988 S *	8/2016	Faghihzadeh	D12/184
D766,149 S *	9/2016	Kim	D12/184
D769,162 S *	10/2016	Rodriguez	D12/184
D787,395 S *	5/2017	Curic	D12/181
D797,624 S *	9/2017	Nakamura	D12/184
D805,013 S *	12/2017	Whitla	D12/181
D806,622 S *	1/2018	Granlund	D12/184
D817,829 S *	5/2018	Behmer	D12/184
D827,528 S *	9/2018	Gueler	D12/184
D828,254 S *	9/2018	Simm	D12/184
2015/0251614 A1 *	9/2015	Bokseveld	B62D 25/105 293/155

* cited by examiner




Fig. 1




Fig. 2




Fig. 3




Fig. 4




Fig. 5




Fig. 6




Fig. 7

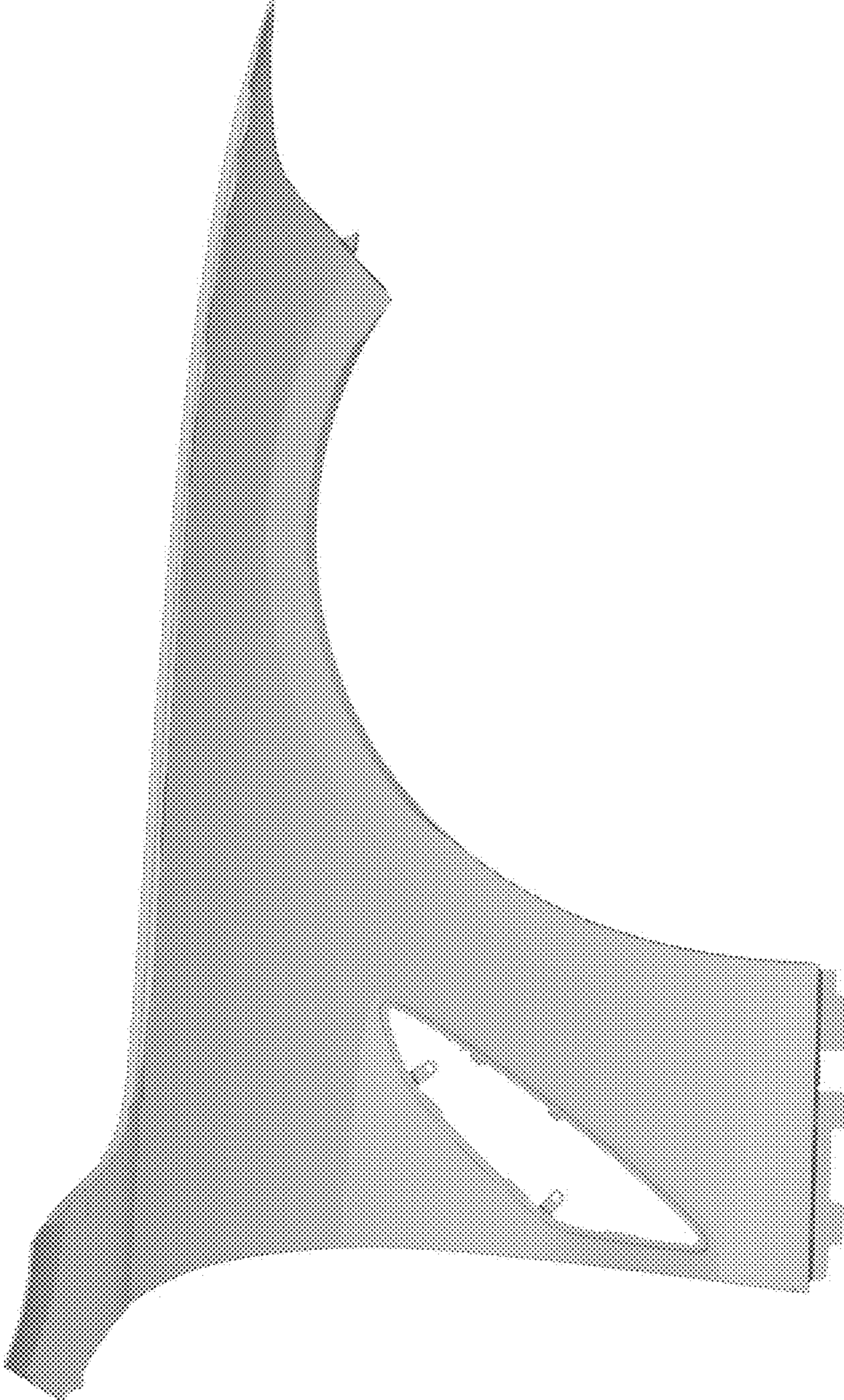


Fig. 8