



US00D848327S

(12) **United States Design Patent** (10) **Patent No.:** **US D848,327 S**  
**Tovey et al.** (45) **Date of Patent:** **\*\* May 14, 2019**

(54) **HOOD FOR A VEHICLE**  
(71) Applicant: **Jaguar Land Rover Limited**, Whitley,  
Coventry (GB)  
(72) Inventors: **Simon Tovey**, Coventry (GB);  
**Matthew Beaven**, Coventry (GB)  
(73) Assignee: **Jaguar Land Rover Limited**, Whitley,  
Coventry (GB)  
(\*\*) Term: **15 Years**  
(21) Appl. No.: **29/624,946**  
(22) Filed: **Nov. 6, 2017**

(30) **Foreign Application Priority Data**  
May 11, 2017 (EM) ..... 003997089  
(51) **LOC (11) Cl.** ..... **12-08**  
(52) **U.S. Cl.**  
USPC ..... **D12/173**  
(58) **Field of Classification Search**  
USPC .... D12/86, 91, 93, 163, 164, 165, 166, 167,  
D12/169, 171, 172, 173, 190, 216  
CPC B60R 9/06; B60R 19/02; B60R 19/04; B60R  
19/18; B60R 19/44; B60R 19/48; B62D  
35/02; B62D 39/00; B62D 65/16; B62D  
21/12; B29C 45/16  
See application file for complete search history.

(56) **References Cited**  
U.S. PATENT DOCUMENTS  
D473,829 S \* 4/2003 Hoyle, Jr. .... D12/173  
D528,482 S \* 9/2006 Hamburger ..... D12/181  
D561,665 S \* 2/2008 Thomas ..... D12/173  
D597,002 S \* 7/2009 Jamieson ..... D12/173  
D619,062 S \* 7/2010 Improta ..... D12/173  
D623,100 S \* 9/2010 Bimbi ..... D12/173  
D703,119 S \* 4/2014 Platto ..... D12/173  
D735,625 S \* 8/2015 Mays ..... D12/173

D739,317 S \* 9/2015 McMahan ..... D12/173  
D740,187 S \* 10/2015 Jamieson ..... D12/173  
D762,148 S \* 7/2016 Platto ..... D12/173  
D772,768 S \* 11/2016 Chiang ..... D12/173  
D777,220 S \* 1/2017 Powell ..... D15/31  
2004/0256024 A1\* 12/2004 Schlachter ..... B60K 15/04  
141/86

(Continued)

*Primary Examiner* — Susan Bennett Hattan  
*Assistant Examiner* — Suzanne E Tisdell  
(74) *Attorney, Agent, or Firm* — Wood Herron & Evans  
LLP


(57) **CLAIM**

The ornamental design for a hood for a vehicle, as shown  
and described.

**DESCRIPTION**

FIG. 1 is a front right perspective view of a hood for a  
vehicle according to the present invention.  
FIG. 2 is a front left perspective view of the hood shown in  
FIG. 1.  
FIG. 3 is a rear left perspective view thereof.  
FIG. 4 is a rear right perspective view thereof.  
FIG. 5 is a front view thereof.  
FIG. 6 is a rear view thereof.  
FIG. 7 is a left side view thereof.  
FIG. 8 is a right side view thereof.  
FIG. 9 is a top view thereof.  
FIG. 10 is a bottom view thereof; and,  
FIG. 11 is a top view of the hood shown in FIGS. 1-10, with  
the hood mounted on a vehicle, and the rest of the vehicle  
shown in de-emphasized and half-tone portions so as to  
illustrate environmental structure. These portions form no  
part of the claimed invention. More particularly, in FIG. 11,  
the inventive hood is shown within the broken line, and the  
elements shown outside the broken line form no part of the  
claimed invention, but are instead included to show envi-  
ronmental aspects thereof.

**1 Claim, 9 Drawing Sheets**



(56)

**References Cited**

U.S. PATENT DOCUMENTS

2006/0048986 A1\* 3/2006 Bracciano ..... B60H 1/28  
180/69.2  
2006/0201727 A1\* 9/2006 Chan ..... B62D 25/105  
180/69.25  
2017/0355400 A1\* 12/2017 Weston ..... B60R 13/005

\* cited by examiner



FIG. 1



FIG. 2




FIG. 3




FIG. 4




FIG. 5




FIG. 6

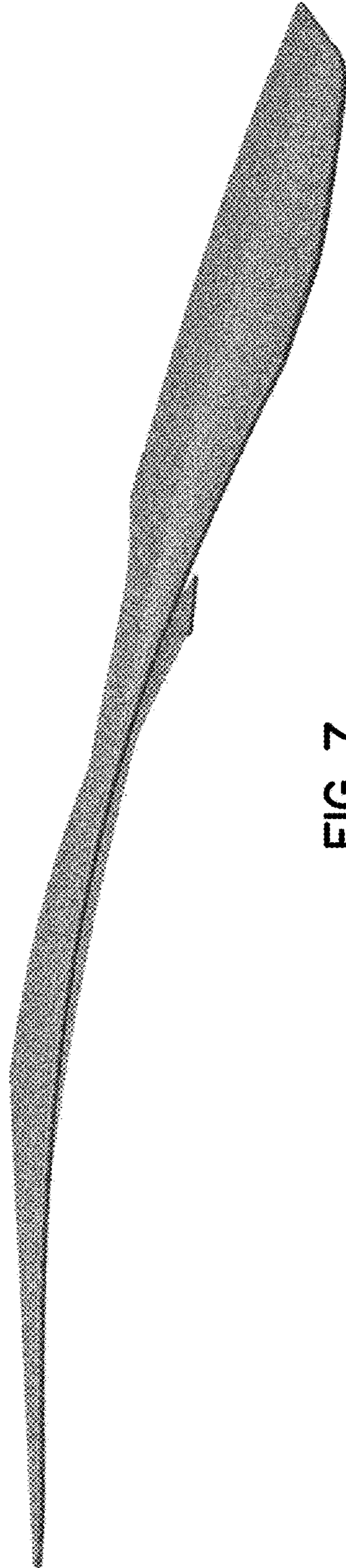


FIG. 7

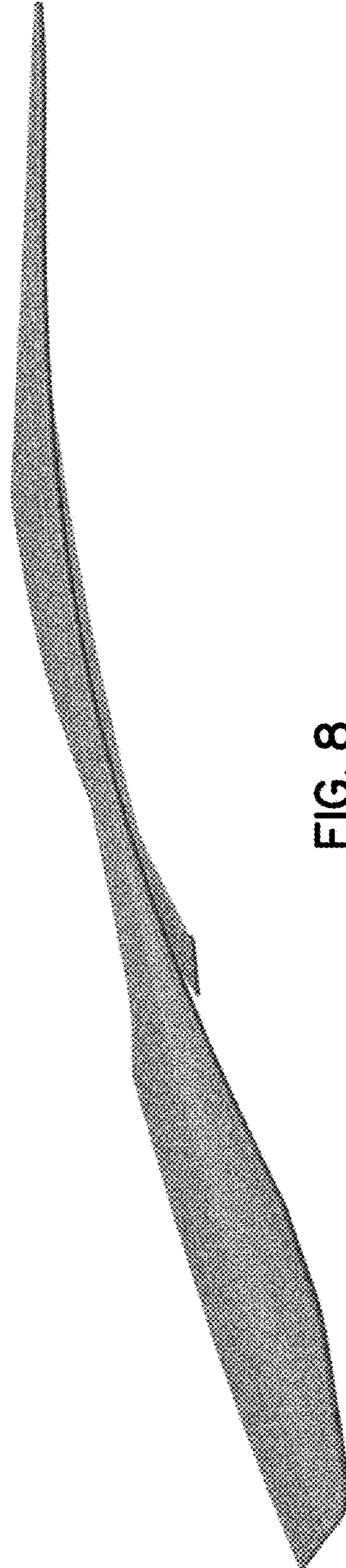


FIG. 8





FIG. 9




FIG. 10




FIG. 11