



US00D848309S

(12) **United States Design Patent** (10) **Patent No.:** **US D848,309 S**
Jimenez et al. (45) **Date of Patent:** **** May 14, 2019**

(54) **TENNIS RACQUET CROSS PENDANT**

(71) Applicant: **All in Faith Jewelry, LLC**, Austin, TX (US)

(72) Inventors: **Adam Jimenez**, Waco, TX (US);
Robert Jimenez, Waco, TX (US)

(73) Assignee: **ALL IN FAITH JEWELRY, LLC**, Austin, TX (US)

(**) Term: **15 Years**

(21) Appl. No.: **29/596,454**

(22) Filed: **Mar. 8, 2017**

(51) **LOC (11) Cl.** **11-01**

(52) **U.S. Cl.**
USPC **D11/96**

(58) **Field of Classification Search**
USPC D21/729-732; D11/1, 14, 43, 44, 48, 79, D11/81, 95, 96, 97, 99
CPC A63B 49/00-49/14; A63B 2049/0201-2049/103; A63B 59/80; A63B 59/00; A63B 59/40; A63B 59/42; A63B 59/45; A63B 60/00; A63B 60/46; A63B 51/00; A63B 2102/16; A63B 2102/00; A63B 2102/10; A63B 2102/12; A63B 2102/26; A63B 2102/28; A63B 2102/30; A63B 2102/38; A44C 1/00; A44C 7/002; A44C 15/001; A44C 15/005; A44C 25/00; A44C 25/001; A44C 25/002; A44C 25/004; A44C 25/005; A44C 25/007
See application file for complete search history.

(56) **References Cited**

U.S. PATENT DOCUMENTS

D111,763 S * 10/1938 Gibbs D11/96
2,328,366 A * 8/1943 Timmermann A63B 59/40
473/529
D150,805 S * 8/1948 Pauly 473/527

D226,206 S * 1/1973 Rankin, Jr. et al. 473/527
D227,295 S * 6/1973 Patterson D11/80
D232,450 S * 8/1974 Chreist, Jr. et al. D21/730
D237,990 S * 12/1975 Gillespie et al. D21/729
3,934,876 A * 1/1976 Haddad A63B 51/04
473/527
D245,239 S * 8/1977 Miller D11/79
4,079,935 A * 3/1978 Gormley A63B 69/38
473/530
D257,867 S * 1/1981 Castelli D11/96
D258,376 S * 2/1981 Kutt D21/729
D260,671 S * 9/1981 Lau D21/729
D271,510 S * 11/1983 Gormley D21/731
5,150,896 A * 9/1992 Holmes A63B 59/80
473/530
D340,096 S * 10/1993 Woo D21/731

(Continued)

Primary Examiner — Mitchell I. Siegel

(74) *Attorney, Agent, or Firm* — Cesari & Reed, LLP; R. Michael Reed

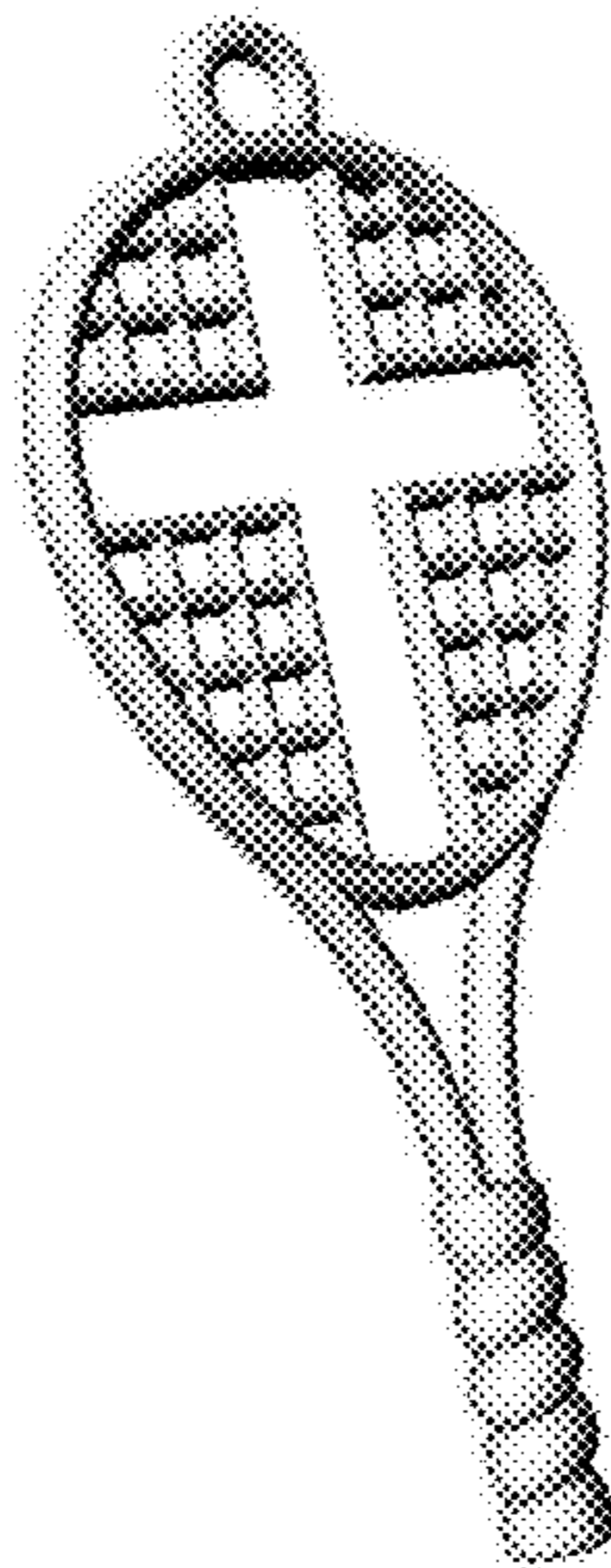
(57) **CLAIM**

The ornamental design for a tennis racquet cross pendant, as shown and described.

DESCRIPTION

FIG. 1 is a front elevational view of a tennis racquet cross pendant according to the present disclosure.
FIG. 2 is a front perspective view of the tennis racquet cross pendant of FIG. 1.
FIG. 3 is a left side view of the tennis racquet cross pendant of FIG. 1.
FIG. 4 is a right side view of the tennis racquet cross pendant of FIG. 1.
FIG. 5 is a bottom view of the tennis racquet cross pendant of FIG. 1.
FIG. 6 is a rear view of the tennis racquet cross pendant of FIG. 1; and,
FIG. 7 is a top view of the tennis racquet cross pendant of FIG. 1.

1 Claim, 7 Drawing Sheets



(56)

References Cited

U.S. PATENT DOCUMENTS

D343,664	S	*	1/1994	Maguire	D21/731
D350,079	S	*	8/1994	Wepner	D11/6
D354,323	S	*	1/1995	Chuang	D21/348
D367,151	S	*	2/1996	Bonucci	D1/106
D443,663	S	*	6/2001	Kuncz	D21/729
D448,436	S	*	9/2001	Kuncz	D21/729
D571,686	S	*	6/2008	Gaines	D11/96
D765,196	S	*	8/2016	Bonfigli	D21/731
D786,122	S	*	5/2017	Jimenez	D11/81
D786,123	S	*	5/2017	Jimenez	D11/81
D787,976	S	*	5/2017	Jimenez	D11/81
D807,452	S	*	1/2018	Zawitz	D21/729

* cited by examiner




FIG. 1

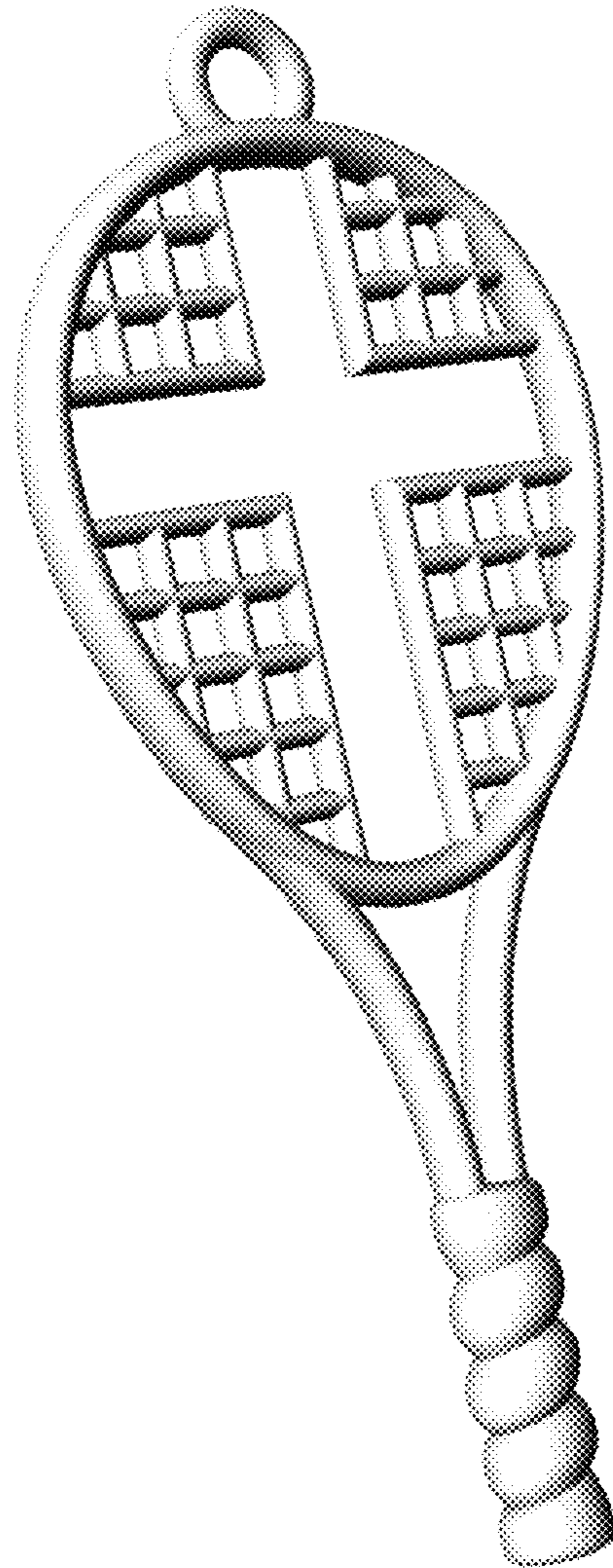


FIG. 2




FIG. 3




FIG. 4

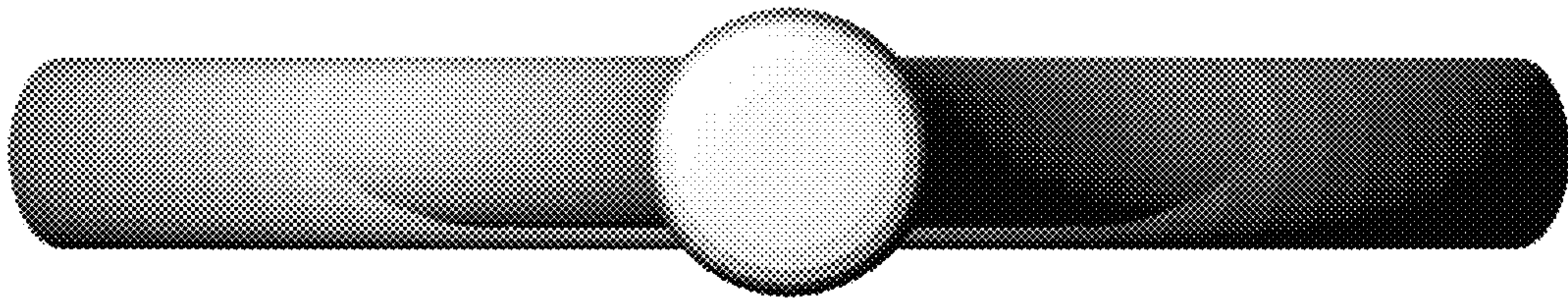


FIG. 5




FIG. 6

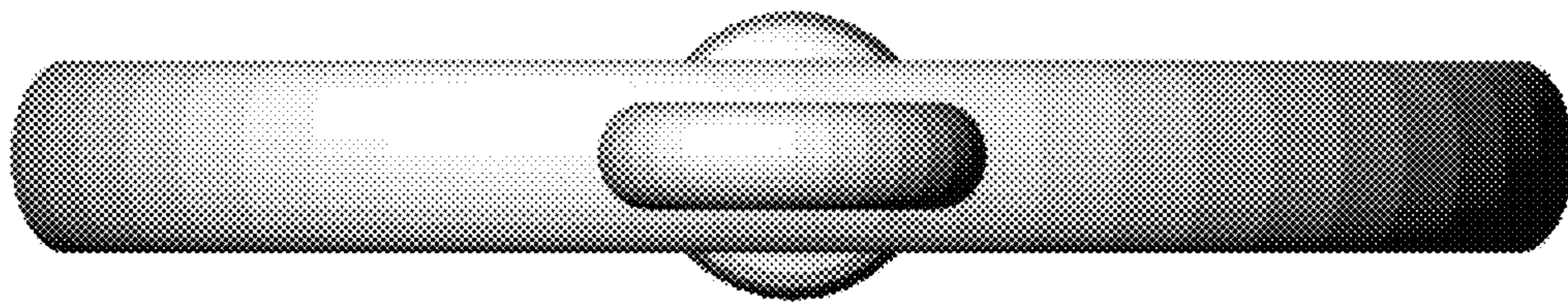


FIG. 7