



US00D848276S

(12) **United States Design Patent**  
**Guido-Williams et al.**

(10) **Patent No.:** **US D848,276 S**  
(45) **Date of Patent:** **\*\* May 14, 2019**

(54) **SUPPLEMENT CONTAINER WITH SURFACE ORNAMENTATION**

**DESCRIPTION**

- (71) Applicant: **New Chapter, Inc.**, Cincinnati, OH (US)
- (72) Inventors: **Trevor Isaac Guido-Williams**, Newfane, VT (US); **Jacob Fredrik Jarvela**, Brattleboro, VT (US)
- (73) Assignee: **The Procter & Gamble Company**, Cincinnati, OH (US)
- (\*\*) Term: **15 Years**
- (21) Appl. No.: **29/636,972**
- (22) Filed: **Feb. 13, 2018**
- (51) **LOC (11) Cl.** ..... **21-01**
- (52) **U.S. Cl.**  
USPC ..... **D9/667**; D9/658
- (58) **Field of Classification Search**  
USPC ..... D3/270, 271.1–271.4; D7/510, 514–520, D7/599, 604, 613, 619.2, 623, 628;  
(Continued)

The present application file contains at least one drawing executed in color. Copies of this patent or patent application publication with color drawings will be provided by the Office upon request and payment of the necessary fee.

FIG. 1 is a perspective view of a supplement container with surface ornamentation embodying our new design;  
 FIG. 2 is a front view thereof;  
 FIG. 3 is a left side view thereof;  
 FIG. 4 is rear view thereof;  
 FIG. 5 is a right side view thereof;  
 FIG. 6 is a top view thereof;  
 FIG. 7 is a bottom view thereof;  
 FIG. 8 is a perspective view of a second embodiment of a supplement container with surface ornamentation embodying our new design;  
 FIG. 9 is a front view thereof;  
 FIG. 10 is a left side view thereof;  
 FIG. 11 is a rear view thereof;  
 FIG. 12 is a right side view thereof;  
 FIG. 13 is a top view thereof;  
 FIG. 14 is a bottom view thereof;  
 FIG. 15 is a perspective view of a third embodiment of a supplement container with surface ornamentation embodying our new design;  
 FIG. 16 is a front view thereof;  
 FIG. 17 is a left side view thereof;  
 FIG. 18 is a rear view thereof;  
 FIG. 19 is a right side view thereof;  
 FIG. 20 is a top view thereof; and  
 FIG. 21 is a bottom view thereof.

(56) **References Cited**

**U.S. PATENT DOCUMENTS**

- D553,496 S \* 10/2007 Martuch ..... D9/432
  - D605,504 S \* 12/2009 Bone ..... D9/432
- (Continued)

**OTHER PUBLICATIONS**

Alfalfa logo trademark, dated Apr. 12, 2013. <https://dribbble.com/shots/1026752-Alfalfa-and-Science?list=searches>.\*

(Continued)

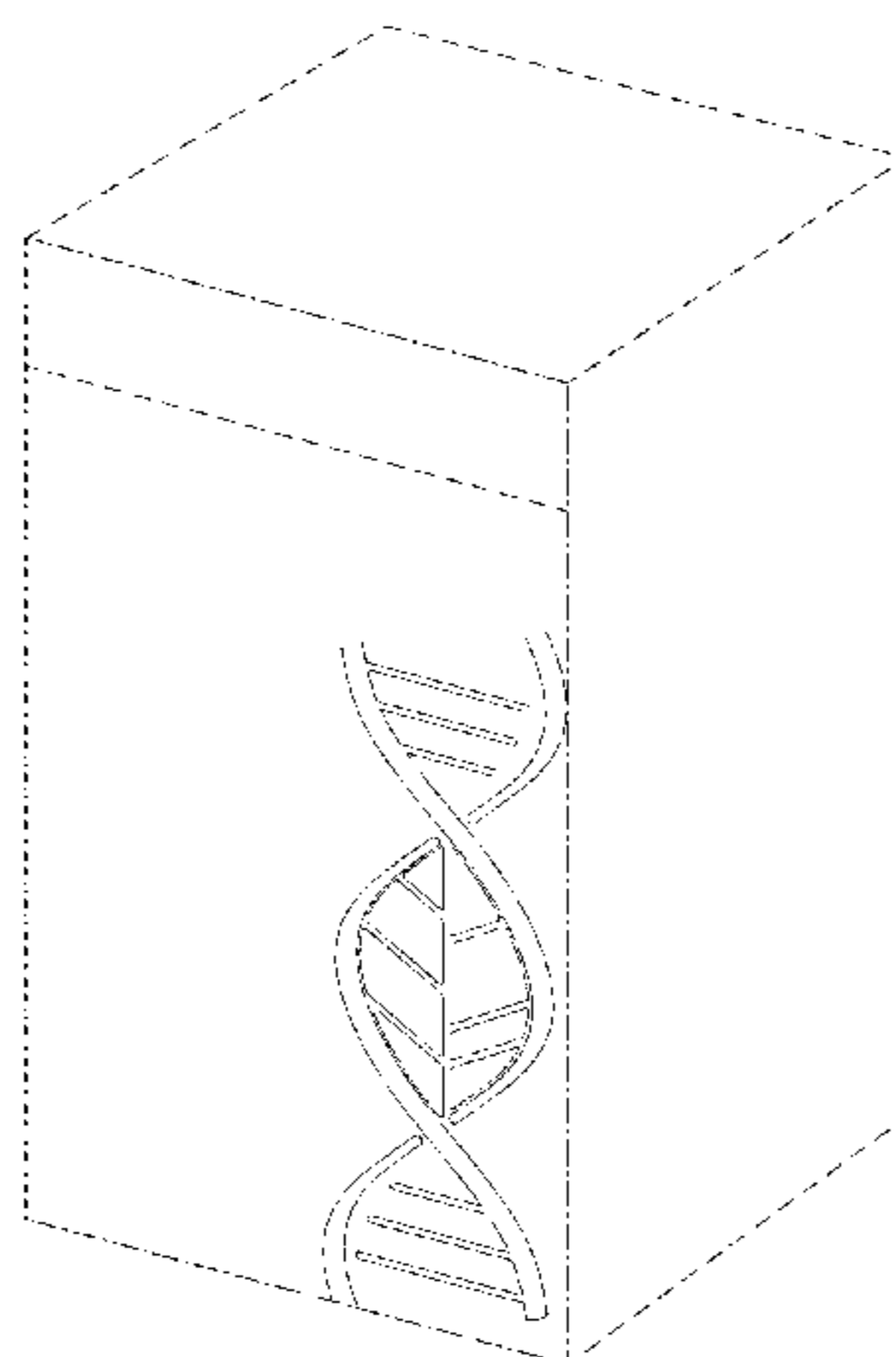
*Primary Examiner* — Sandra L Morris  
 (74) *Attorney, Agent, or Firm* — Amanda Herman

(57) **CLAIM**

The ornamental design for a supplement container with surface ornamentation, as shown and described.

Broken lines are included herein for illustrative purposes only and form no part of the claimed design. The dot-dash lines represent the boundaries of the claim and form no part thereof.

**1 Claim, 6 Drawing Sheets**  
**(2 of 6 Drawing Sheet(s) Filed in Color)**



(58) **Field of Classification Search**

USPC ..... D9/600, 655–661, 667, 414–418,  
D9/430–434; 206/457, 459.5, 527;  
215/381–384, 400  
CPC ..... B65D 5/42; B65D 5/4258; B65D 81/60;  
B65D 81/365; B65D 81/366; B65D  
81/368; B65D 2203/00; B65D 2203/02;  
B65D 37/00; B65D 77/00; B65D 97/00;  
A63H 33/16

See application file for complete search history.

(56) **References Cited**

U.S. PATENT DOCUMENTS

D633,789 S \* 3/2011 Bone ..... D9/434  
D652,316 S \* 1/2012 Ren ..... D9/600  
D660,159 S \* 5/2012 Bouma ..... D9/516  
D726,025 S \* 4/2015 Somers ..... D9/667

OTHER PUBLICATIONS

Structure—Image obtained from: [https://www.google.com/search?rlz=1C1GGRV\\_en\\_762\\_762&biw=1600&bih=769&tbm=isch&sa=1&ei=jX3PWp\\_bFcnYtQWG6YrACg&q=dna+leaf+&oq=dna+leaf+&gs\\_l=psy-ab.3..0j0i30k1.36438.36438.0.36692.1.1.0.0.0.111.111.0j1.1.0....0...1c.1.64.psy-ab.0.1.109....0.CmfGlzVfsw4#imgrc=liHH0zT2MQPhBM](https://www.google.com/search?rlz=1C1GGRV_en_762_762&biw=1600&bih=769&tbm=isch&sa=1&ei=jX3PWp_bFcnYtQWG6YrACg&q=dna+leaf+&oq=dna+leaf+&gs_l=psy-ab.3..0j0i30k1.36438.36438.0.36692.1.1.0.0.0.111.111.0j1.1.0....0...1c.1.64.psy-ab.0.1.109....0.CmfGlzVfsw4#imgrc=liHH0zT2MQPhBM) on Apr. 16, 2018.

\* cited by examiner

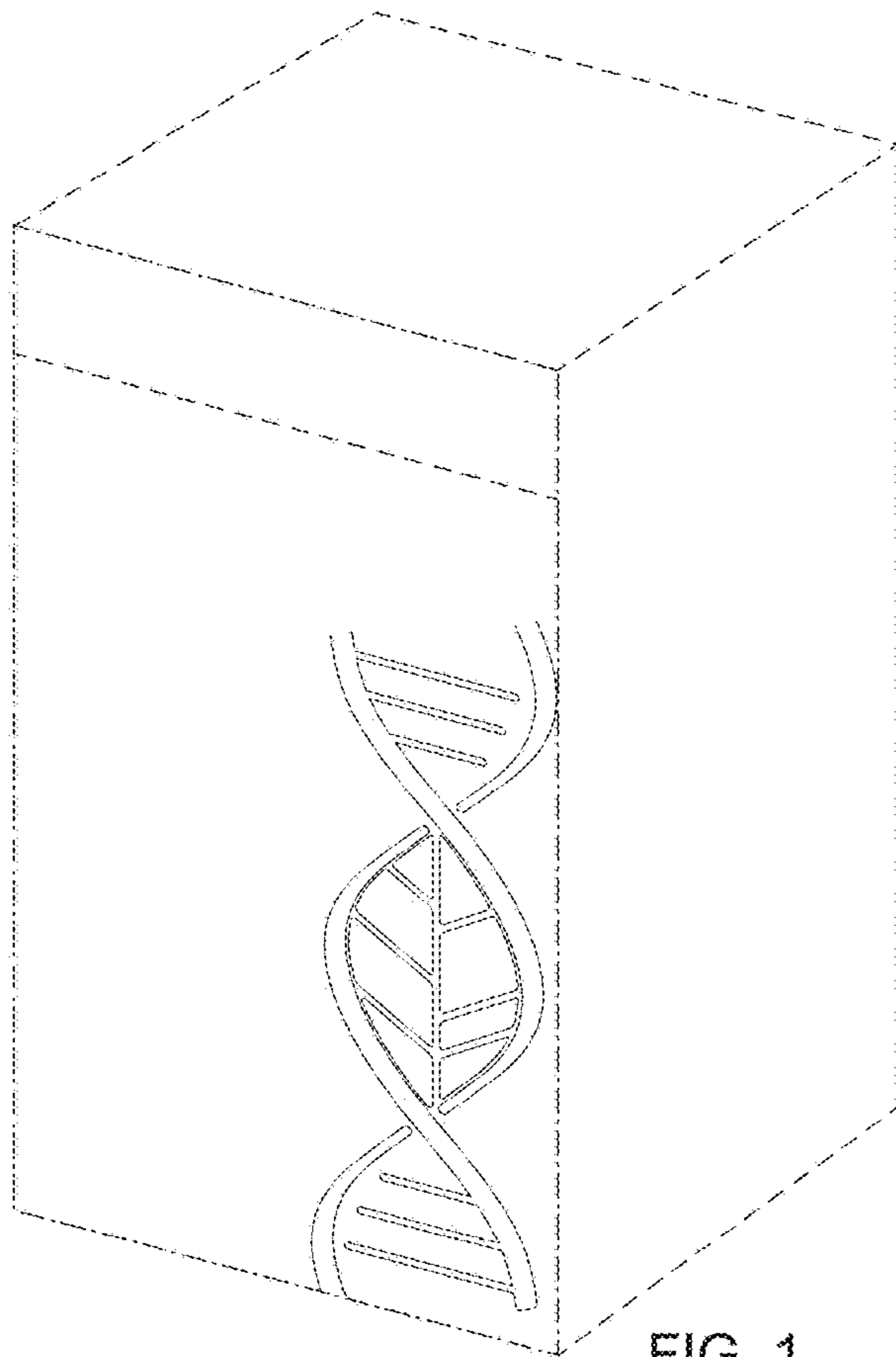


FIG. 1

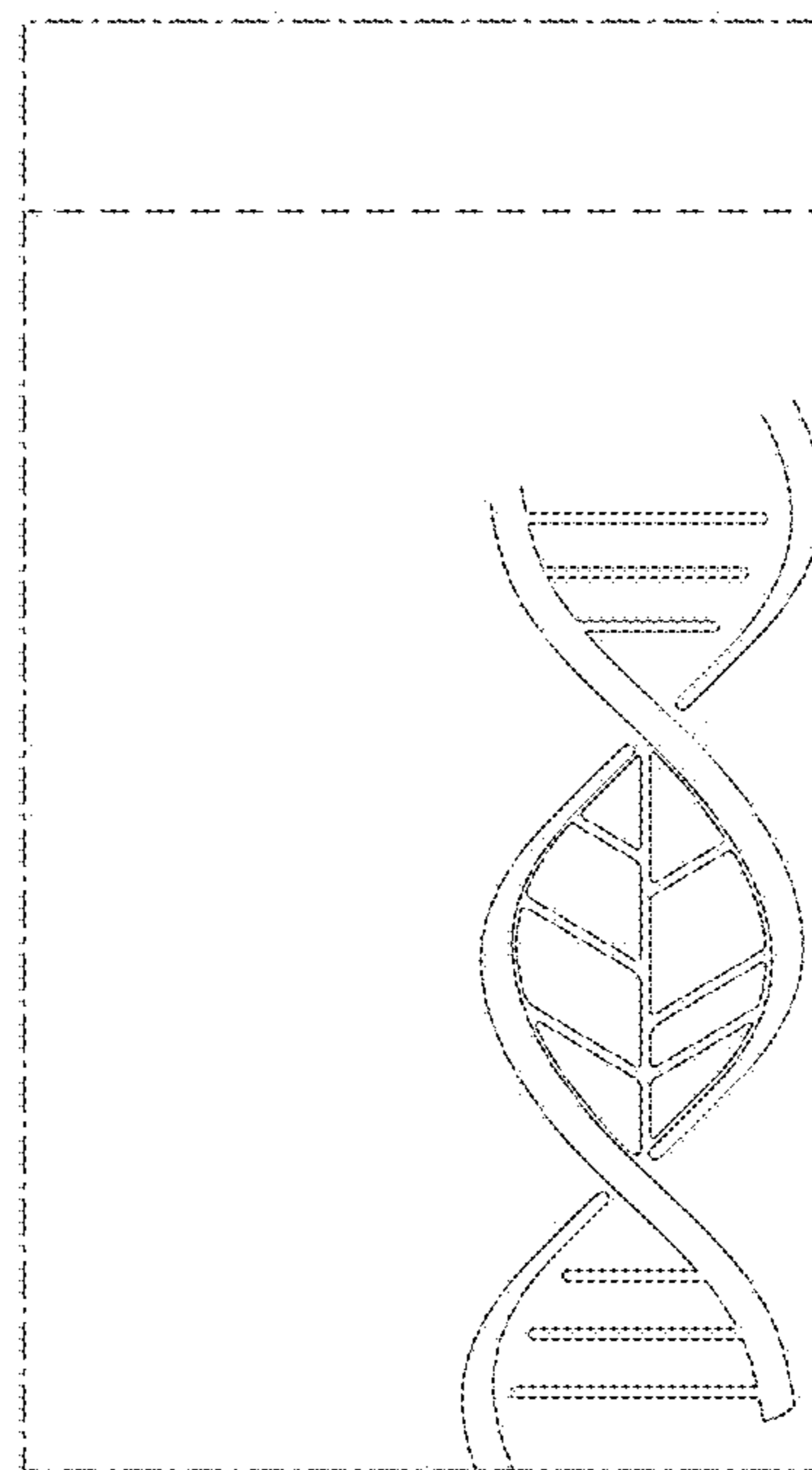


FIG. 2




FIG. 3




FIG. 4




FIG. 5



FIG. 6



FIG. 7

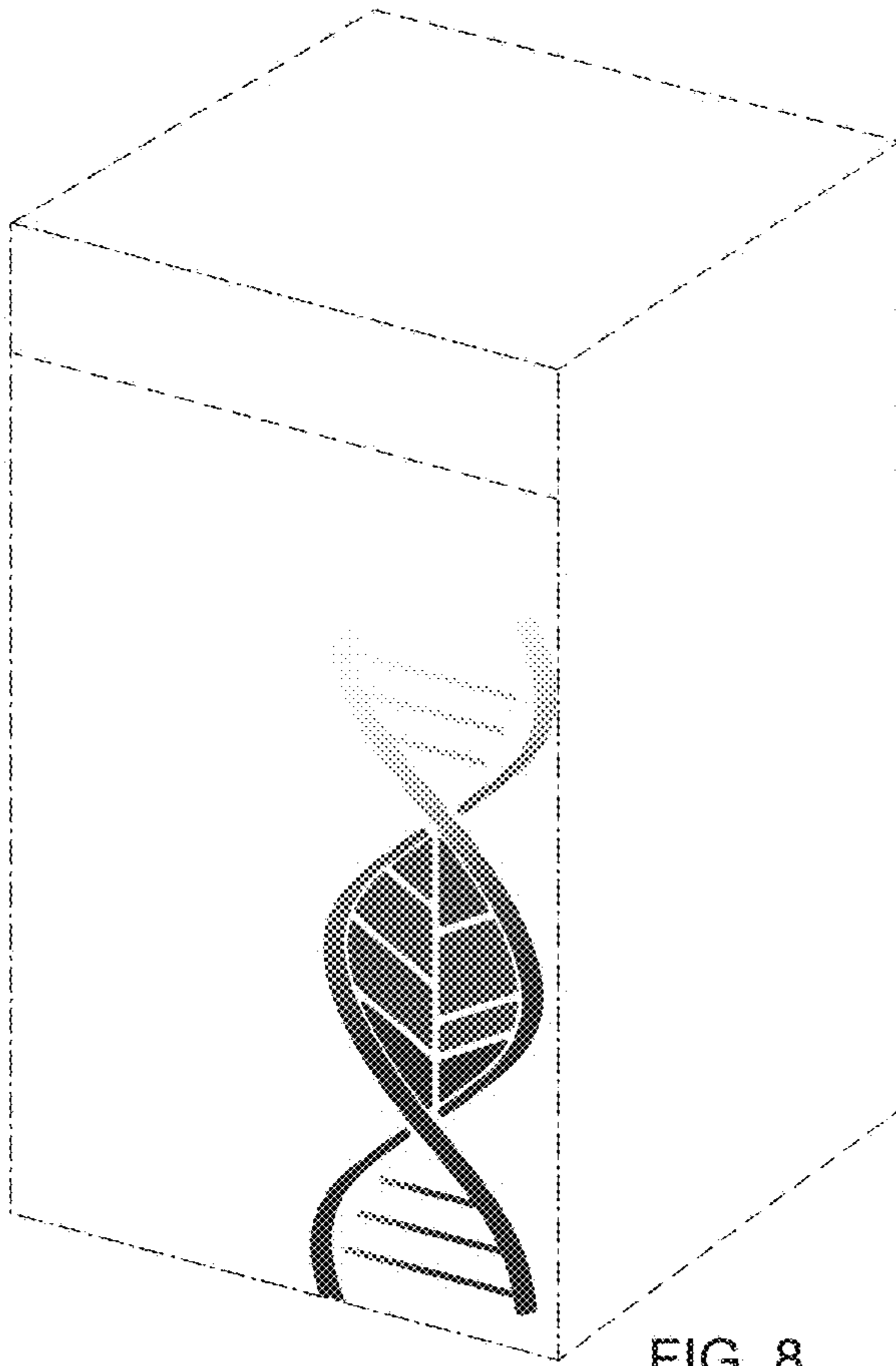


FIG. 8




FIG. 9




FIG. 10




FIG. 11




FIG. 12



FIG. 13



FIG. 14

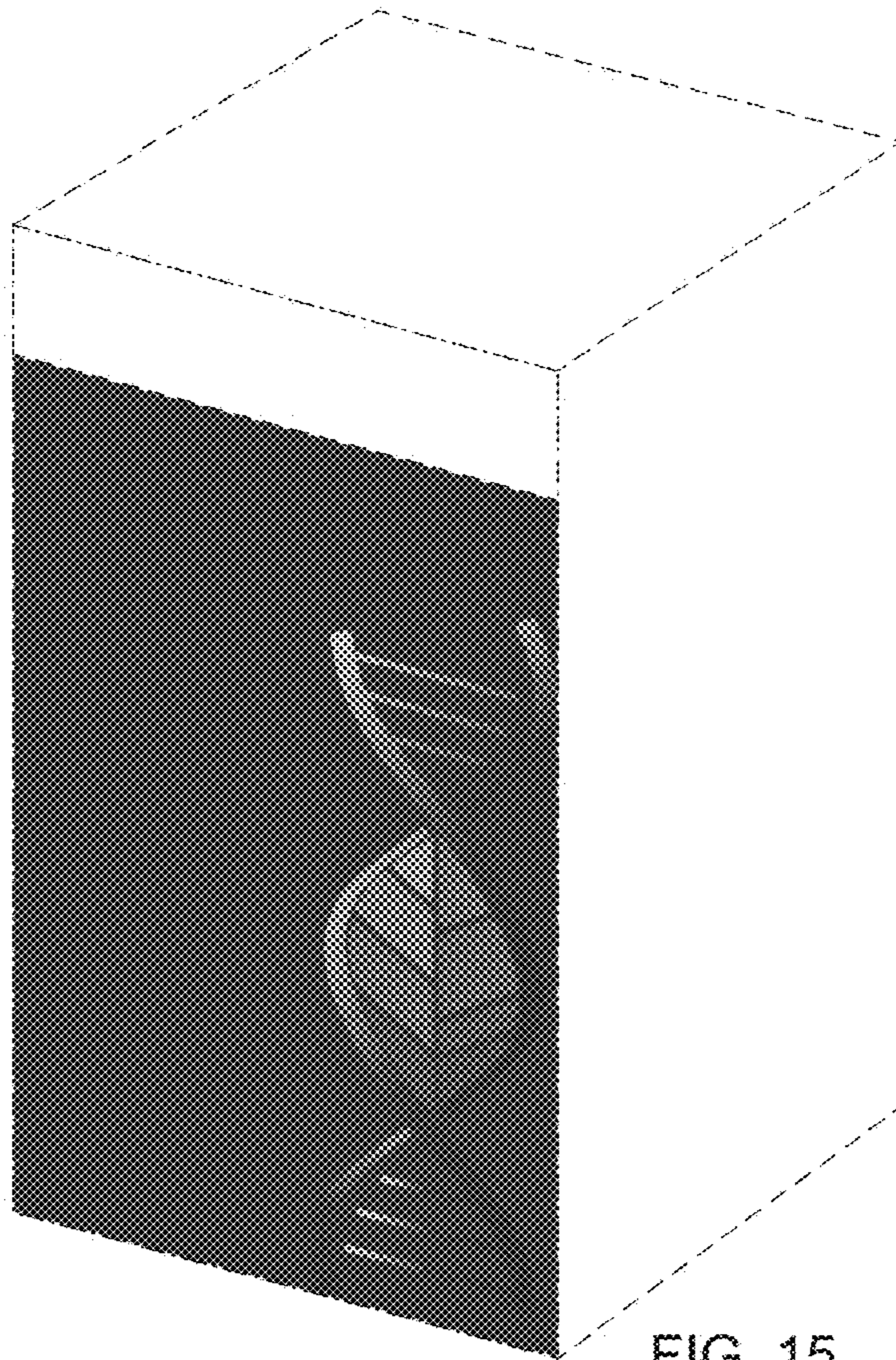


FIG. 15



FIG. 16



FIG. 17



FIG. 18




FIG. 19



FIG. 20



FIG. 21