



US00D848253S

(12) **United States Design Patent** (10) **Patent No.:** **US D848,253 S**  
**Dye et al.** (45) **Date of Patent:** **\*\* May 14, 2019**

(54) **FASTENING DEVICE** 1,402,304 A \* 1/1922 Lord ..... A47G 1/105  
160/381  
(71) Applicant: **James Hardie Technology Limited,** 2,396,030 A \* 3/1946 Terry ..... F16B 15/0046  
Dublin (IE) 285/257  
2,400,266 A \* 5/1946 Soffer ..... F16B 15/0038  
217/69  
(72) Inventors: **Thayne Dye,** Upland, CA (US); D193,809 S \* 10/1962 Moehlenpah ..... 411/457  
**Matthew Spencer,** Palatine, IL (US) D202,925 S \* 11/1965 Mort ..... 411/457  
3,305,252 A \* 2/1967 Jureit ..... F16B 15/0046  
190/37  
(73) Assignee: **James Hardie Technology Limited,** 3,427,055 A \* 2/1969 Coover ..... F16B 15/0046  
Dublin (IE) 217/65  
3,498,171 A \* 3/1970 Jureit ..... F16B 15/0046  
411/466  
(\*\*) Term: **15 Years**

(Continued)

(21) Appl. No.: **29/635,952**  
(22) Filed: **Feb. 5, 2018**  
(51) **LOC (11) Cl.** ..... **08-08**  
(52) **U.S. Cl.**  
USPC ..... **D8/389**  
(58) **Field of Classification Search**  
USPC ..... D8/14, 16, 19, 394, 354, 373, 381, 382,  
D8/389; D25/164, 199  
CPC ... E04F 19/0495; E04F 13/24; E04F 21/0015;  
E04F 13/0846; E06B 3/9645; F16B  
15/0007; F16B 15/0023; F16B 15/0046;  
F16B 15/003; Y10S 52/06; Y10S  
411/921; Y10T 16/5547; Y10T 403/73;  
Y10T 403/7096; E04B 1/40; E04B  
1/1903; E04B 1/2608; E04B 2001/2644;  
E04B 2001/2676; E04B 2001/262; E04B  
2001/405  
See application file for complete search history.

*Primary Examiner* — Sandra S Snapp  
*Assistant Examiner* — Ieisha N Price  
(74) *Attorney, Agent, or Firm* — Knobbe, Martens, Olson  
& Bear, LLP

(57) **CLAIM**

The ornamental design for a fastening device, as shown and described.

**DESCRIPTION**

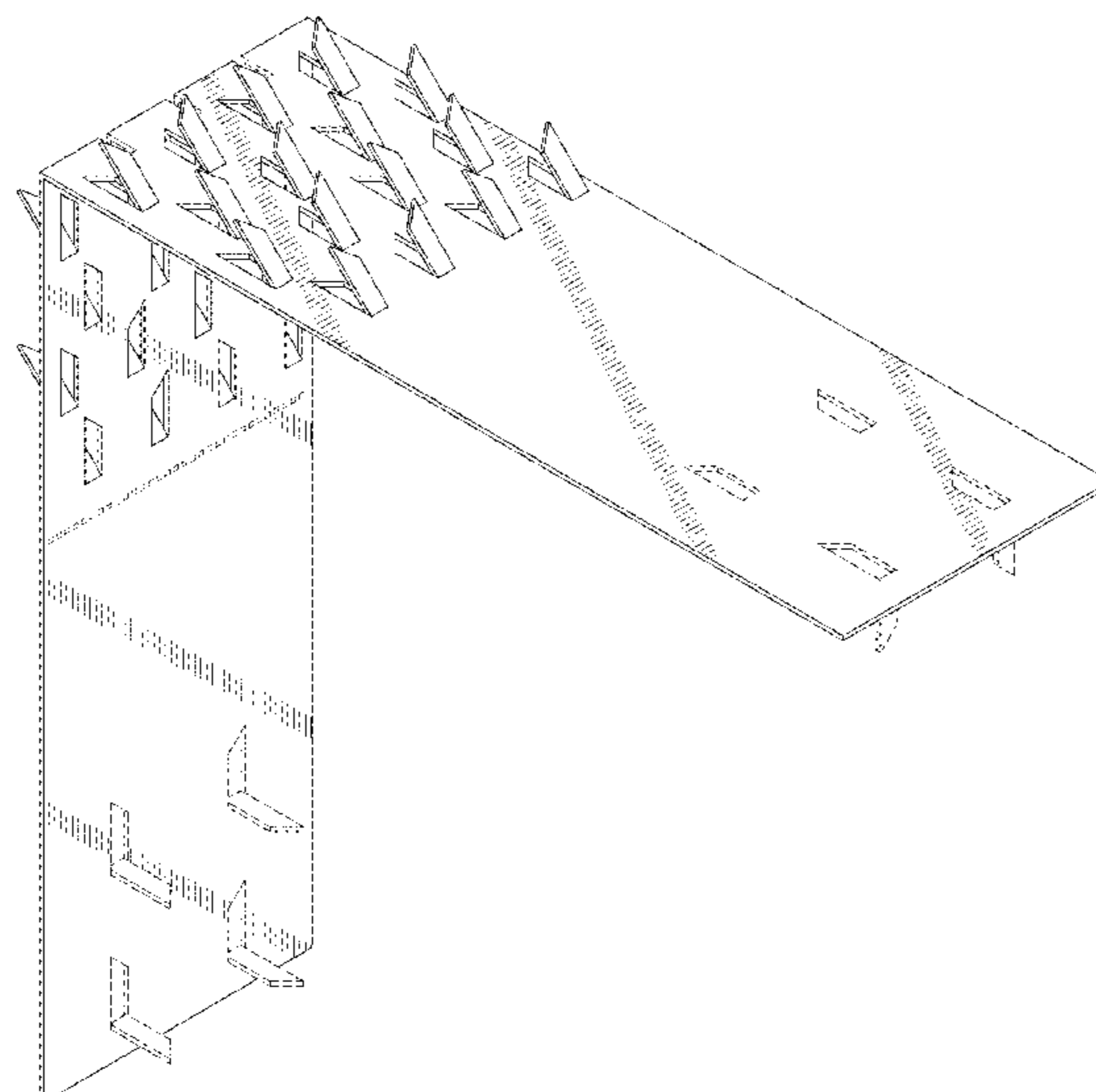
FIG. 1 is an exterior perspective view of a fastening device embodying our new design;  
FIG. 2 is an interior perspective view the fastening device embodying our new design;  
FIG. 3 is a top plan view of the fastening device embodying our new design;  
FIG. 4 is a left side view of the fastening device embodying our new design; and,  
FIG. 5 is a right side view of the fastening device embodying our new design.  
The larger broken lines are used to illustrate features of the fastening device which form no part of the claimed design. The smaller broken lines shown adjacent to the openings in FIGS. 1, 2 and 5 illustrates portions of the fastening device and form no part of the claimed design.

**1 Claim, 4 Drawing Sheets**

(56) **References Cited**

**U.S. PATENT DOCUMENTS**

272,685 A \* 2/1883 Hart ..... F16G 3/00  
24/36  
705,626 A \* 7/1902 Vogel ..... B65D 9/32  
217/70  
1,373,036 A \* 3/1921 Upson ..... E04F 13/0837  
411/466



(56)

**References Cited**

U.S. PATENT DOCUMENTS

3,828,514 A \* 8/1974 Jureit ..... E04B 1/2608  
 403/230  
 4,297,048 A \* 10/1981 Jureit ..... F16B 15/0046  
 403/189  
 4,586,550 A \* 5/1986 Kitipornchai ..... E04C 3/18  
 144/344  
 4,738,071 A \* 4/1988 Ezard ..... B27F 7/155  
 227/82  
 5,620,275 A \* 4/1997 Novacek ..... E04B 1/2604  
 403/230  
 6,299,378 B1 \* 10/2001 Griffith ..... F16B 15/0046  
 403/293  
 6,364,374 B1 \* 4/2002 Noone ..... F16B 15/0046  
 138/158  
 D589,334 S \* 3/2009 Hotchkiss, III ..... D8/382  
 2004/0094231 A1 \* 5/2004 Taneichi ..... F16B 15/0046  
 144/85  
 2007/0090647 A1 \* 4/2007 Vincenti ..... F16B 15/0046  
 285/424  
 2009/0301026 A1 \* 12/2009 Kaczmarek ..... F16B 15/0046  
 52/713  
 2011/0271612 A1 \* 11/2011 Prins ..... E04F 11/09  
 52/182  
 2017/0130755 A1 \* 5/2017 Muhn ..... E04B 1/1903  
 2018/0066424 A1 \* 3/2018 Daudet ..... E04B 1/40

\* cited by examiner

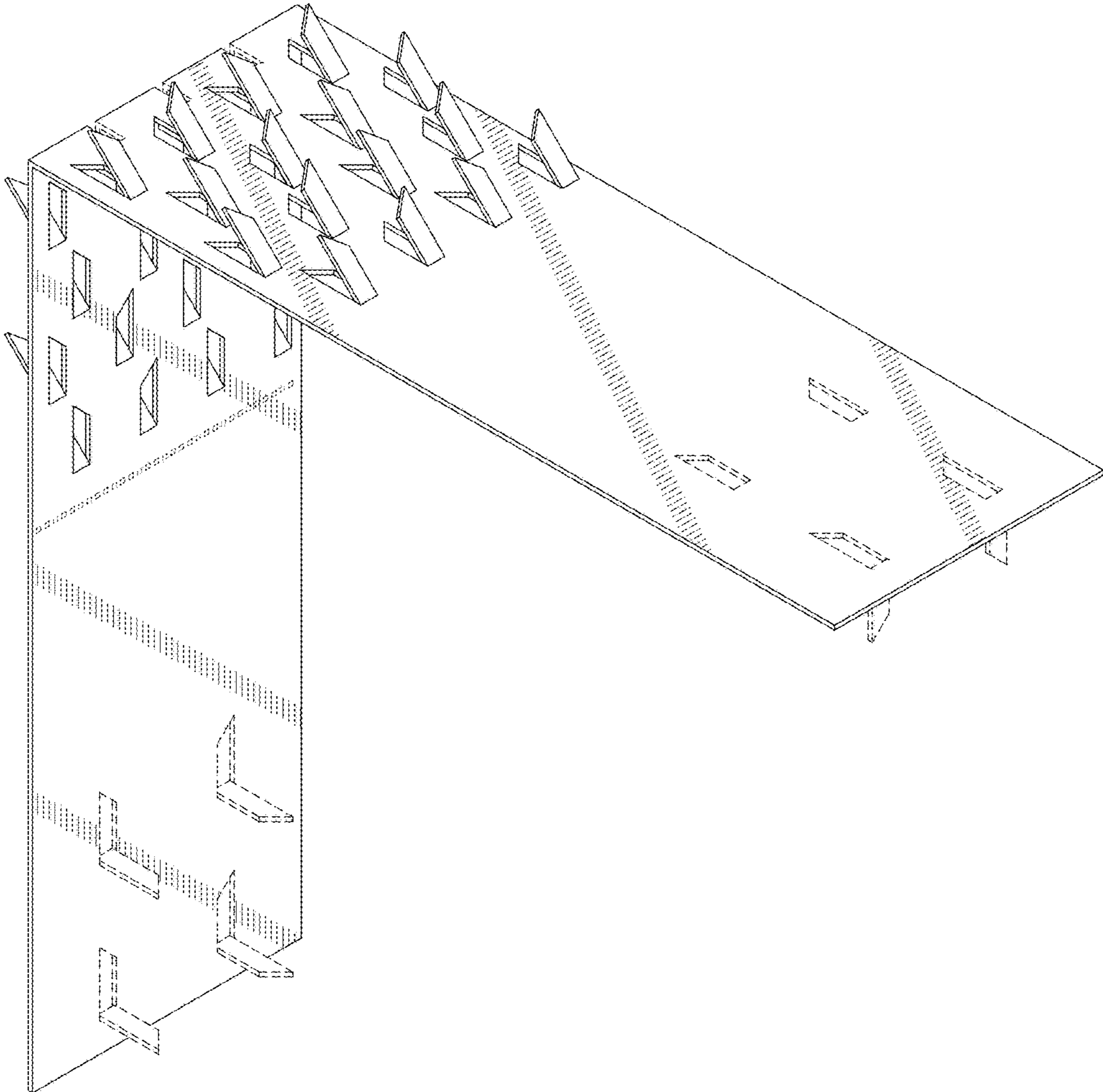


FIG. 1

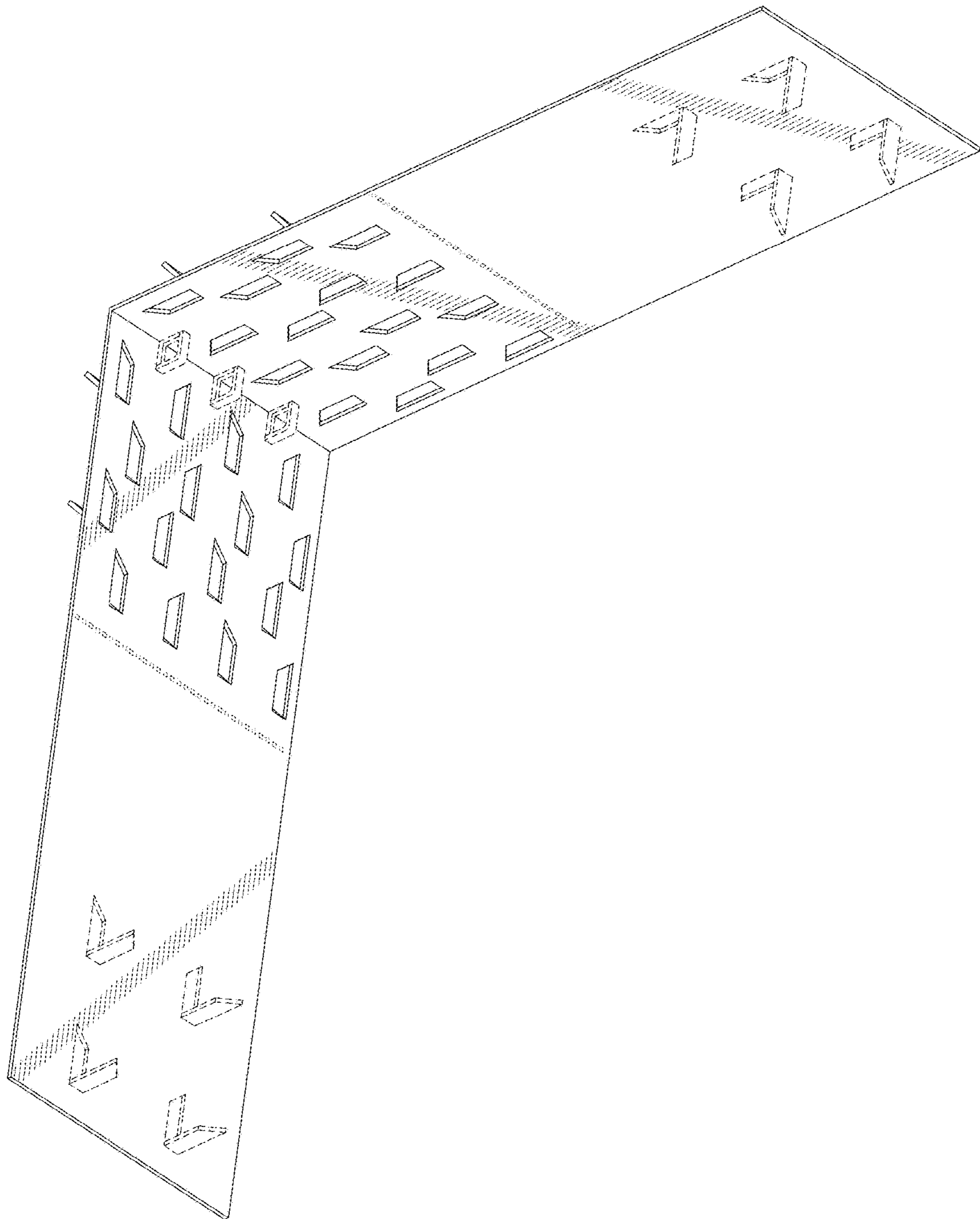


FIG. 2




FIG. 3

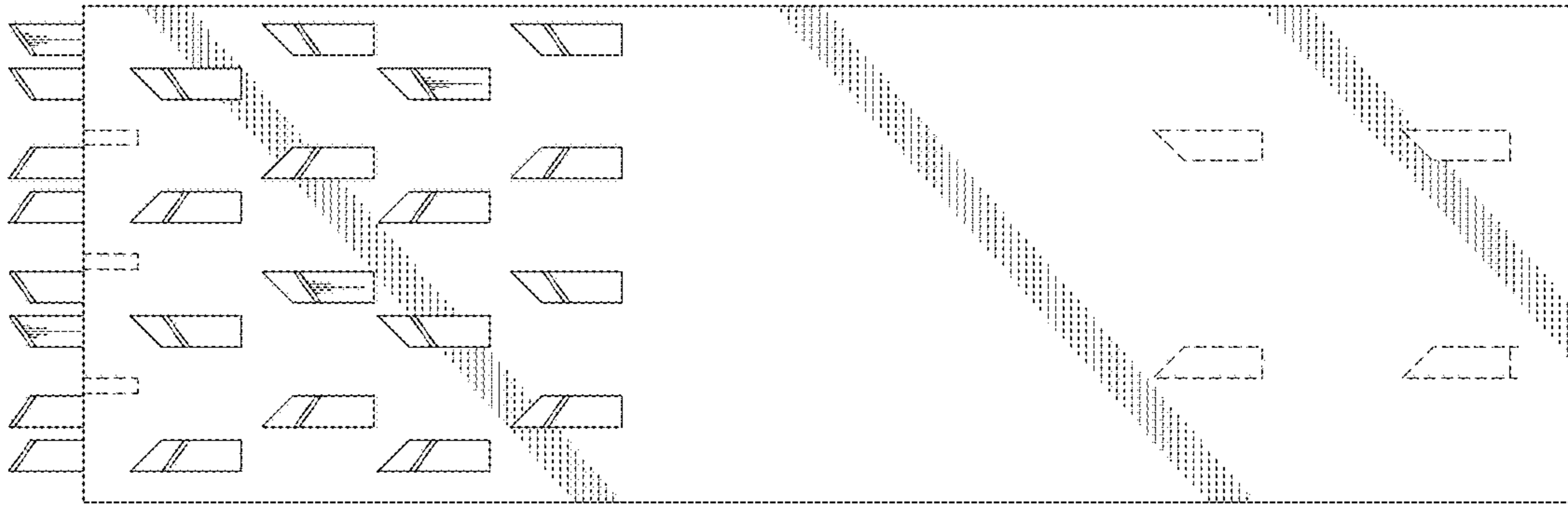


FIG. 4

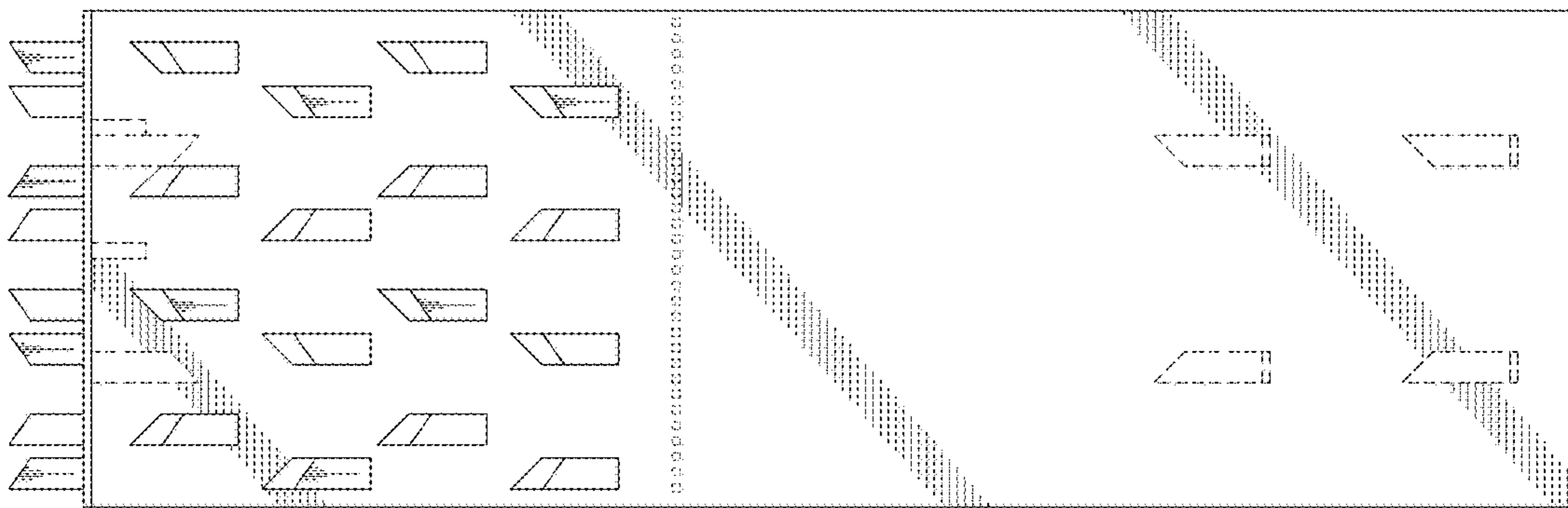


FIG. 5