



US00D848244S

(12) **United States Design Patent** (10) **Patent No.:** **US D848,244 S**  
**Gubbins** (45) **Date of Patent:** **\*\* May 14, 2019**

(54) **CABLE DRUM**  
(71) Applicant: **Nexus Industries Limited**, Shropshire (GB)  
(72) Inventor: **Stephen Gubbins**, Shropshire (GB)  
(73) Assignee: **NEXUS INDUSTRIES LIMITED**, Shropshire (GB)

D427,891 S 7/2000 Campbell, Sr.  
D428,327 S 7/2000 Stekelenburg  
D432,499 S 10/2000 Stekelenburg  
D453,935 S \* 2/2002 Shvit ..... D14/484  
D464,624 S 10/2002 Shim  
D481,357 S 10/2003 Stekelenburg  
D490,693 S 6/2004 McMillan  
D496,255 S 9/2004 Kovacic et al.  
(Continued)

(\*\*) Term: **15 Years**  
(21) Appl. No.: **29/587,055**  
(22) Filed: **Dec. 9, 2016**

(30) **Foreign Application Priority Data**  
Jun. 15, 2016 (EM) ..... 003224047-0001  
(51) **LOC (11) Cl.** ..... **08-05**  
(52) **U.S. Cl.**  
USPC ..... **D8/358**  
(58) **Field of Classification Search**  
USPC ..... D8/396, 356, 359, 358, 360.1; D13/154,  
D13/155; D10/72; D34/14, 24, 26;  
D22/140  
CPC .. G11B 23/08728; G11B 15/32; G11B 23/037  
See application file for complete search history.

(56) **References Cited**  
**U.S. PATENT DOCUMENTS**  
D231,993 S \* 7/1974 Fukushima et al. .... D14/484  
D247,442 S \* 3/1978 Hiraishi ..... D22/140  
D260,985 S 9/1981 Moylan  
4,485,262 A 11/1984 Lee  
4,520,239 A 5/1985 Schwartz  
D286,134 S 10/1986 Schwartz  
D289,603 S 5/1987 An  
D359,725 S 6/1995 King, Sr.  
5,657,841 A 8/1997 Morvan  
5,700,150 A 12/1997 Morin  
D411,993 S \* 7/1999 Lee ..... D14/484  
6,077,109 A 6/2000 Prazoff

**OTHER PUBLICATIONS**

Masterplug Heavy Duty Metal Cord Reel posted by Masterplug on Amazon.com on Apr. 3, 2018 found on Jun. 20, 2018 at <https://www.amazon.com/Masterplug-4-120V-Integrated-Outlets-Visibility/dp/B07BX1BT3T?th=1>.\*

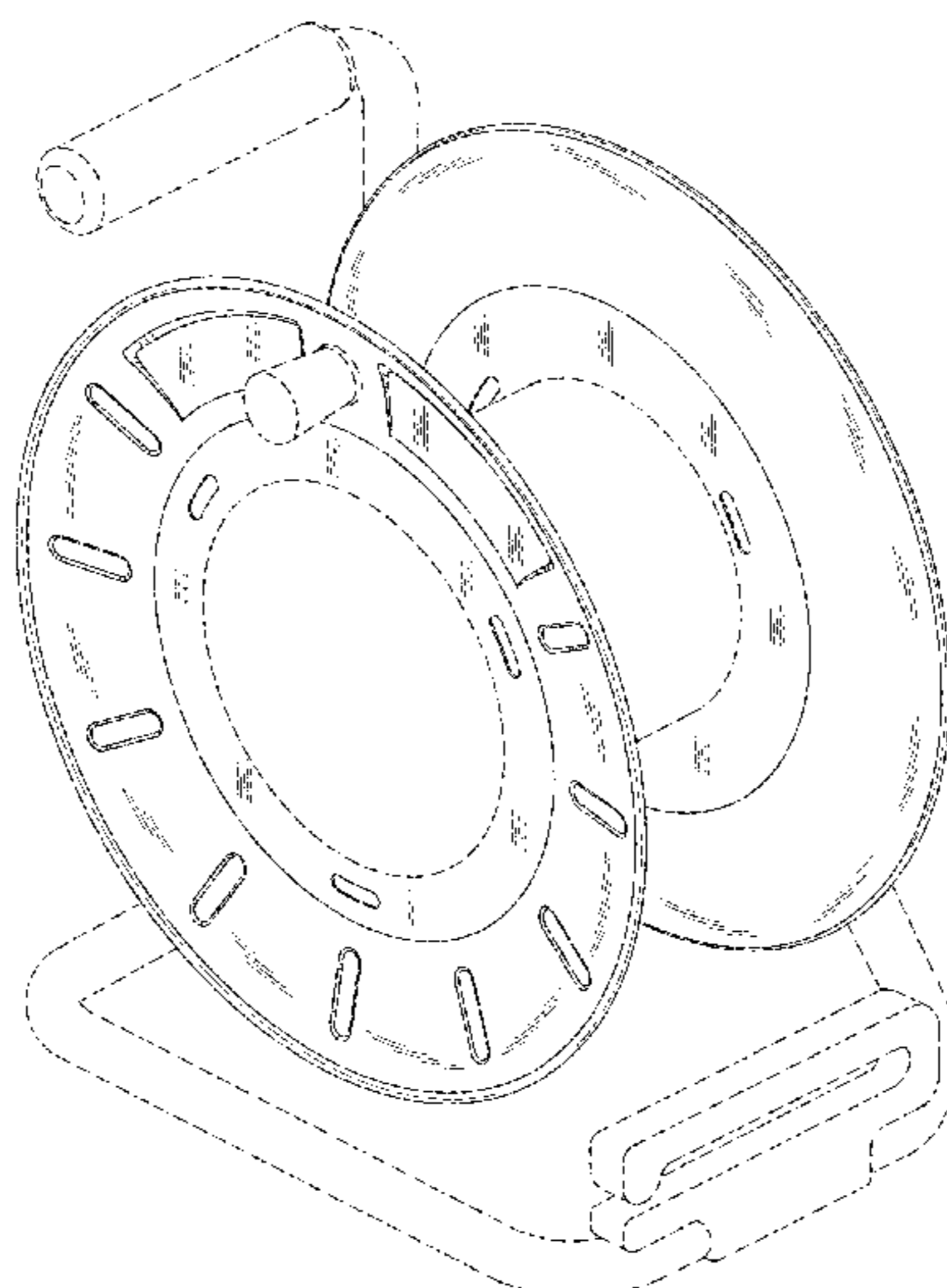
*Primary Examiner* — Eliza Z Bennett-Hattan  
(74) *Attorney, Agent, or Firm* — Levenfeld Pearlstein, LLC

(57) **CLAIM**  
The ornamental design for a cable drum, as shown and described.

**DESCRIPTION**

FIG. 1 is a front, right hand side perspective view of a cable drum embodying the principles of my new design; FIG. 2 is a rear, left hand side perspective view thereof; FIG. 3 is a front view thereof; FIG. 4 is a rear view thereof; FIG. 5 is a side view thereof as seen from the left hand side of FIG. 3, the opposite side view being a mirror image thereof; and, FIG. 6 is a front, right hand side perspective view of a cable drum shown in a frame. The broken lines immediately adjacent the solid line portions of the drawing figures represent the bounds of the claimed design, while all other broken lines depict portions of the cable drum that form no part of the claimed design.

**1 Claim, 6 Drawing Sheets**



(56)

**References Cited**

## U.S. PATENT DOCUMENTS

D504,308 S	4/2005	McMillan	
D504,806 S *	5/2005	Basaran .....	D14/484
D563,207 S *	3/2008	Kawazoe .....	D8/358
D572,662 S	7/2008	Haber	
D586,202 S	2/2009	Zhang	
D586,203 S	2/2009	Zhang	
D604,244 S	11/2009	Kovacik et al.	
D609,643 S	2/2010	Oddsens et al.	
D625,172 S *	10/2010	Pauwels .....	D8/358
D658,131 S	4/2012	Chen et al.	
D664,026 S	7/2012	Zalzalal	
D676,523 S *	2/2013	Halseth .....	D22/140
8,896,150 B1	11/2014	Shammoh	
D746,238 S	12/2015	Sumwalt et al.	
D778,712 S *	2/2017	Kennedy .....	D8/358
D793,339 S	8/2017	Dicks et al.	
D796,442 S	9/2017	Xu	
D813,653 S *	3/2018	Gubbins .....	D8/358
D826,699 S	8/2018	Potts	
2005/0072645 A1	4/2005	Kovacik et al.	
2006/0186255 A1	8/2006	Rooker	
2010/0029109 A1	2/2010	Lam et al.	
2011/0151712 A1	6/2011	Liao	
2012/0052716 A1	3/2012	Wang et al.	
2013/0109219 A1	5/2013	Liao et al.	
2014/0247577 A1	9/2014	Moule	
2015/0214708 A1	7/2015	Segnit	

\* cited by examiner

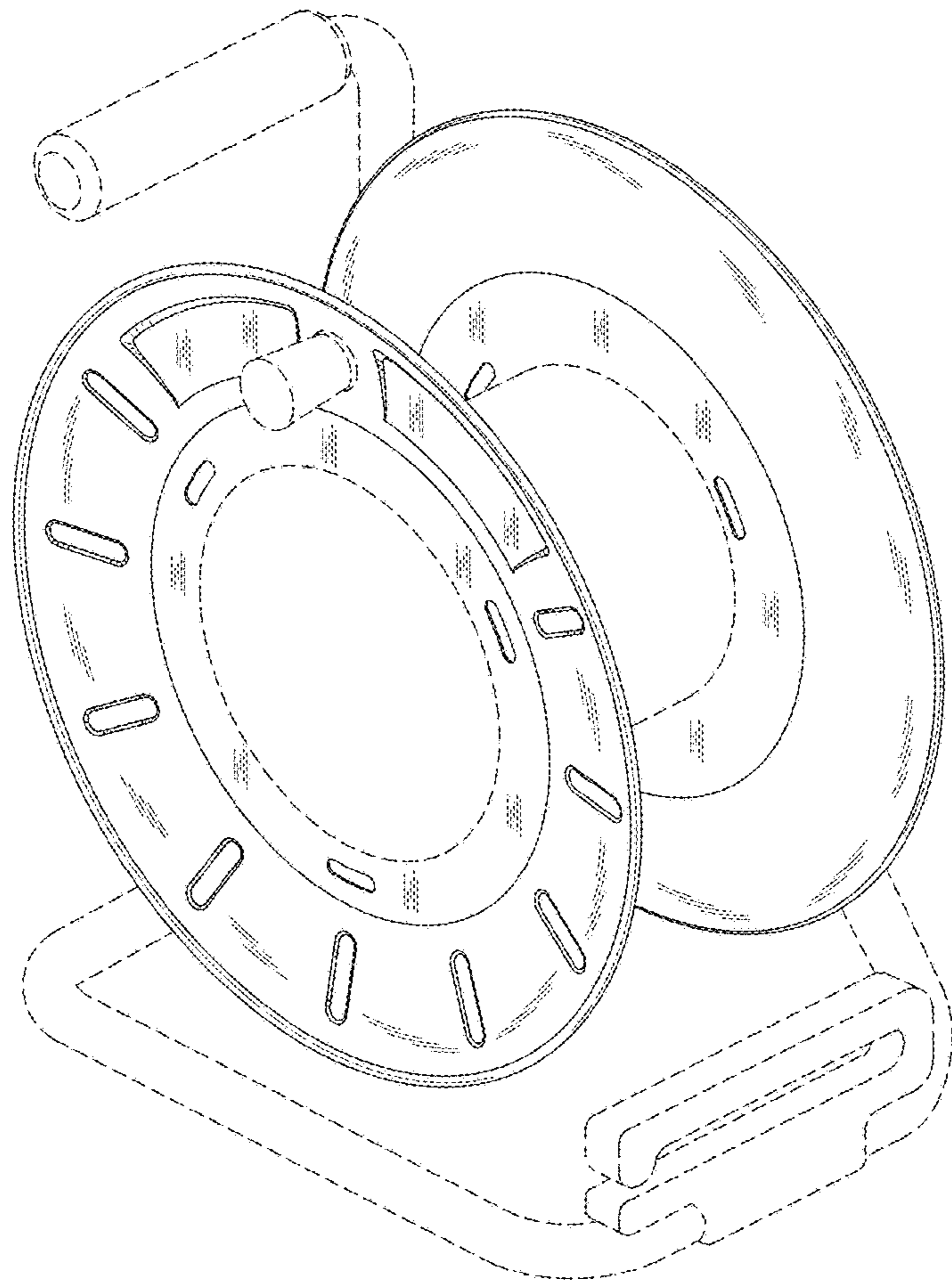


FIG. 1

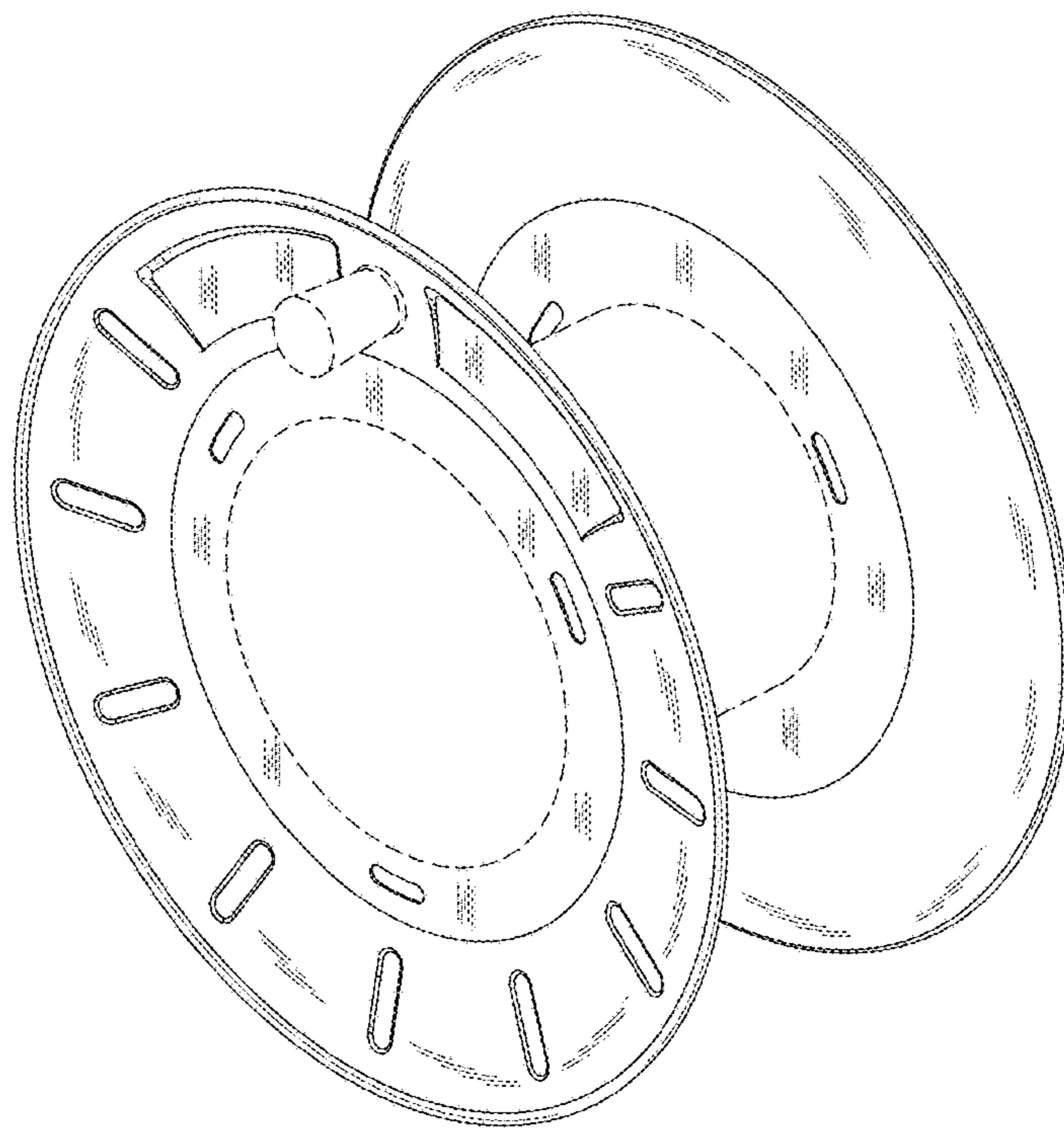


FIG. 2

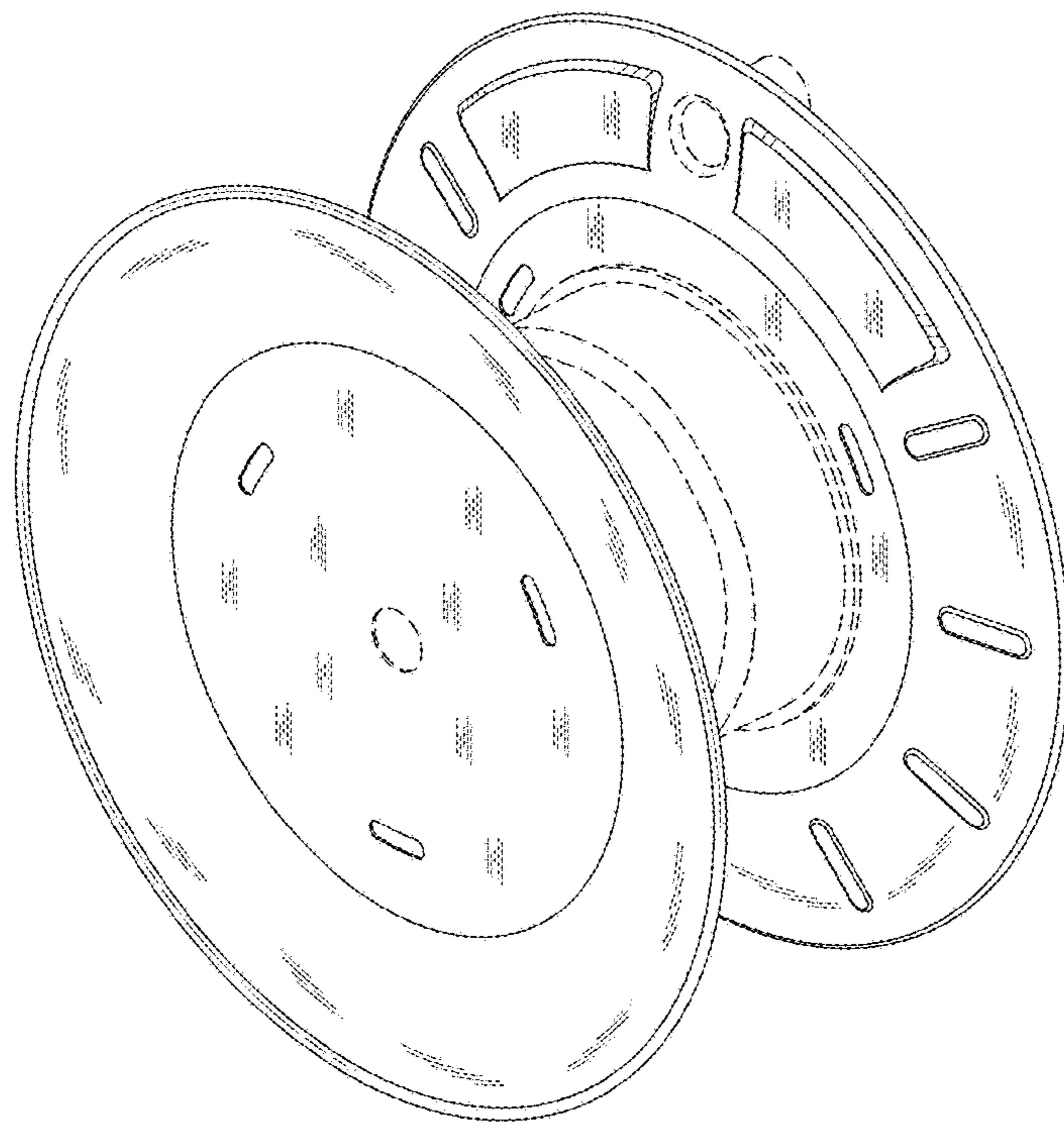


FIG. 3

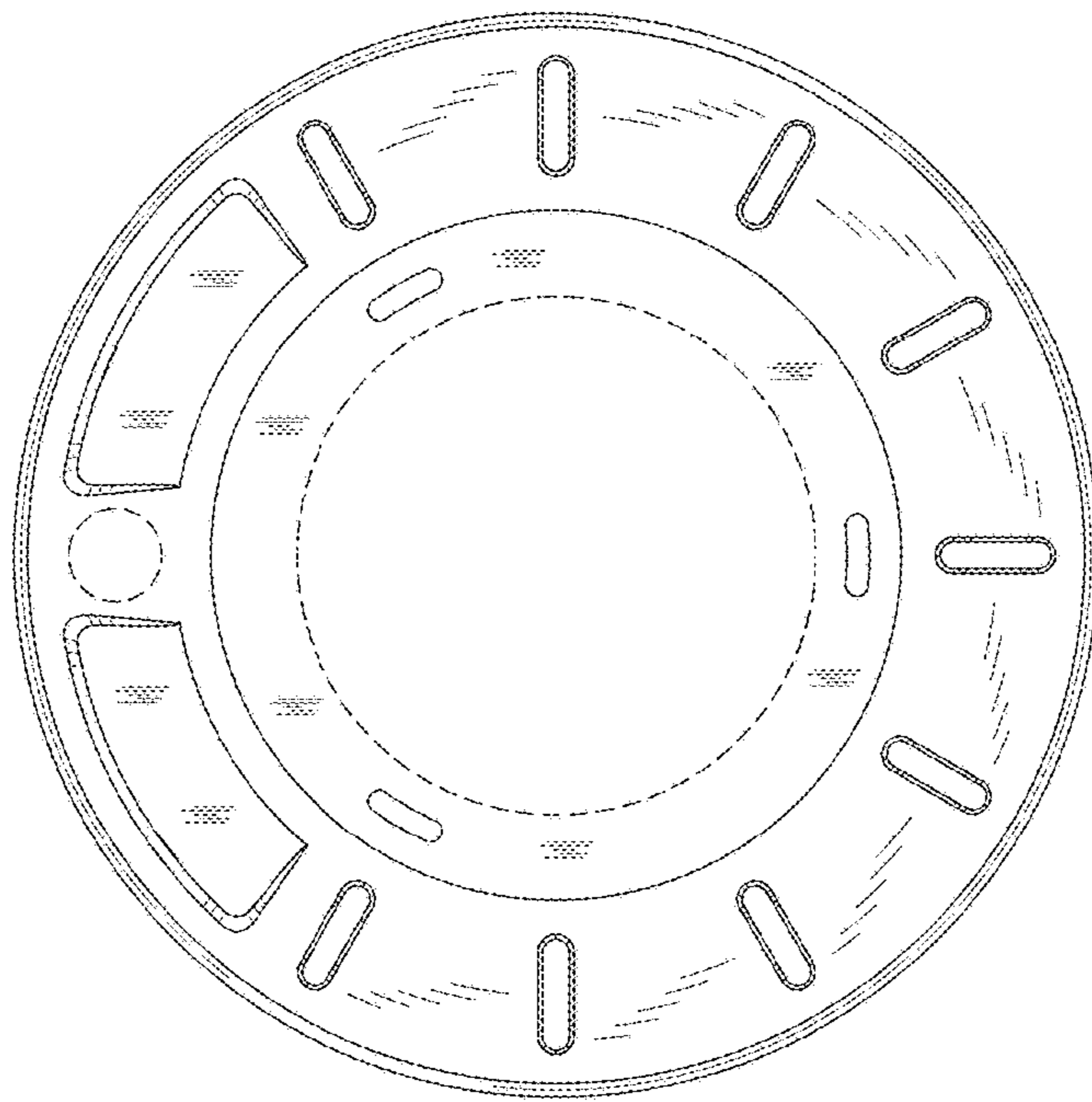


FIG. 4

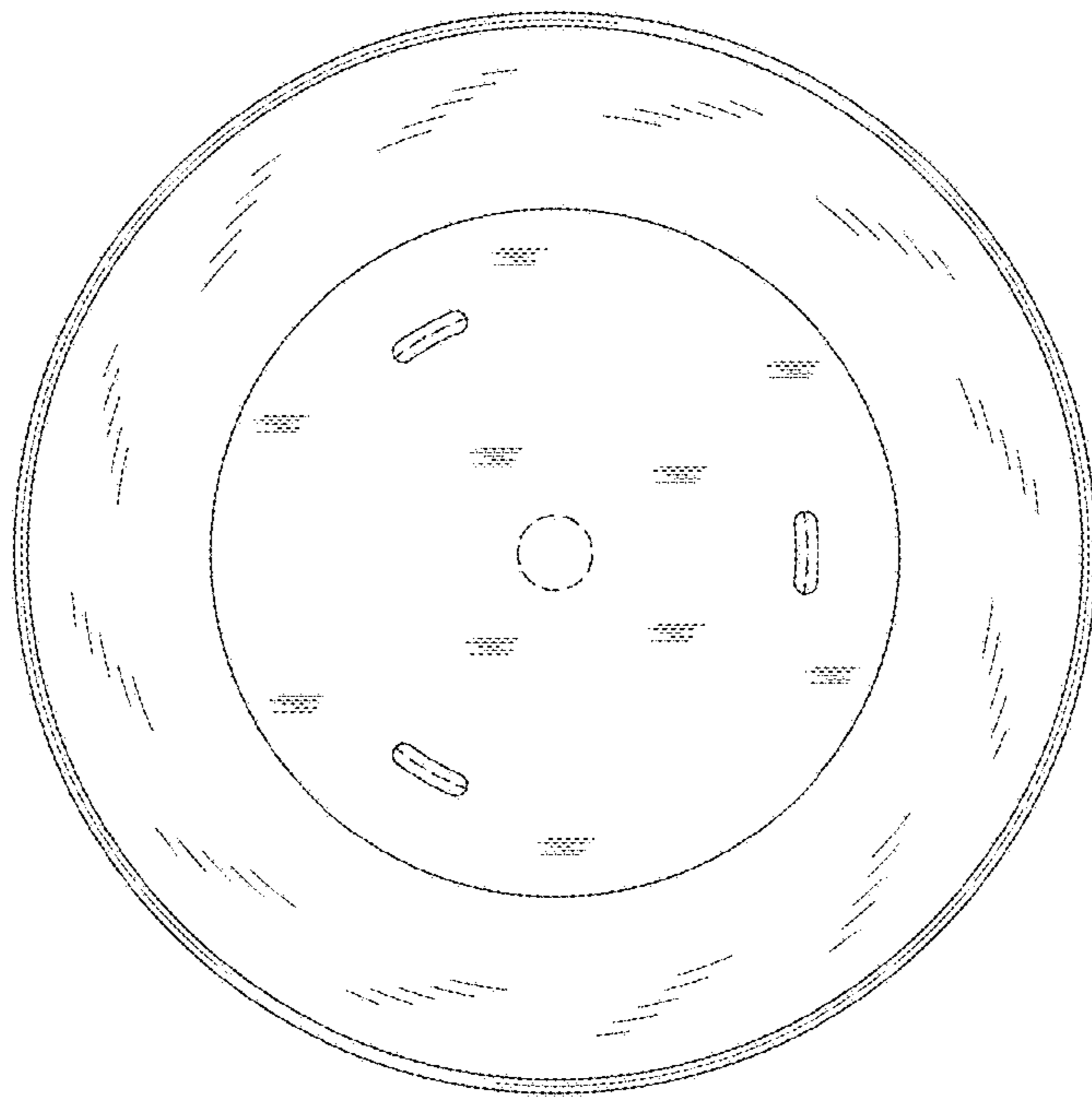


FIG. 5

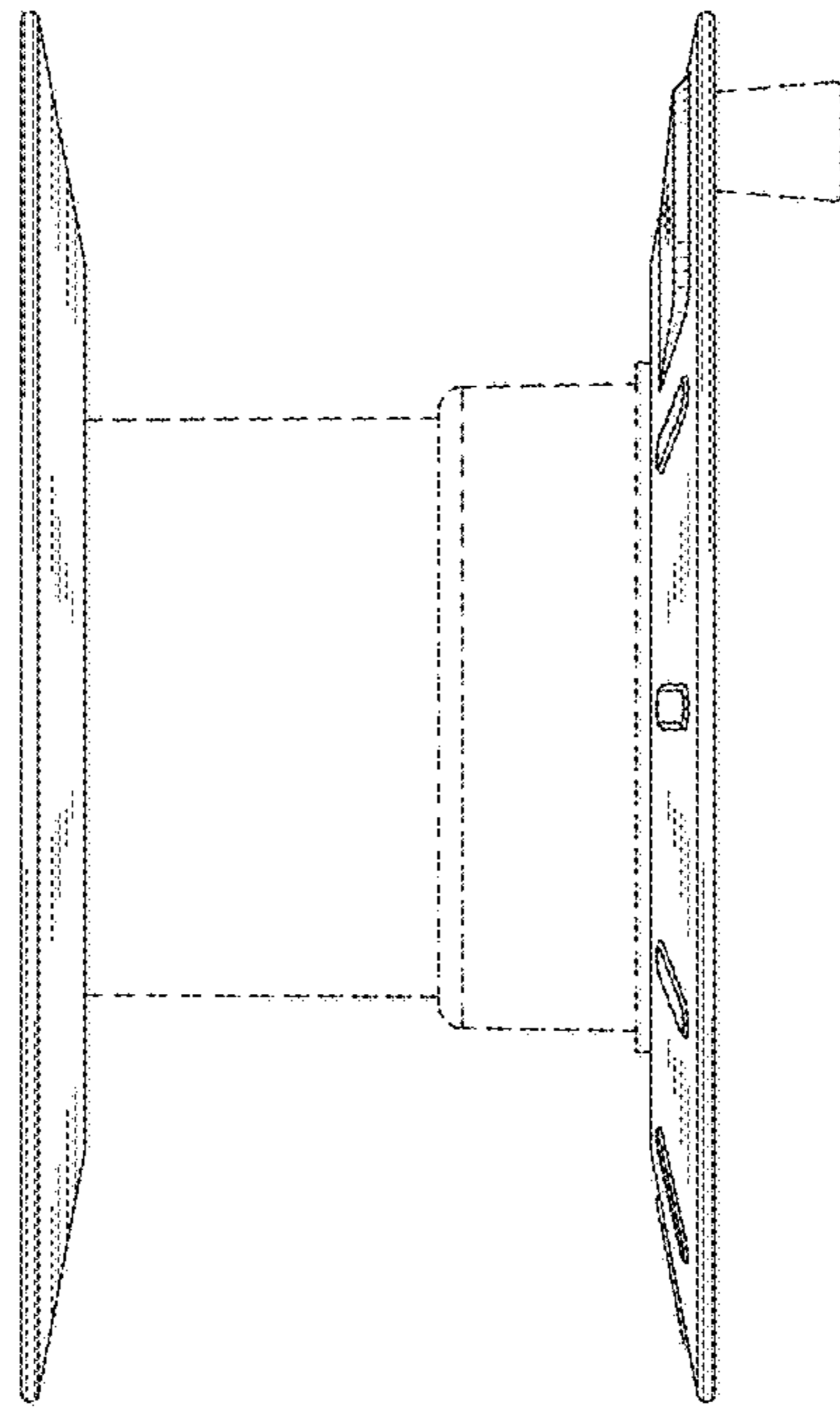


FIG. 6