



US00D848241S

(12) **United States Design Patent**
Meyers et al.

(10) **Patent No.:** **US D848,241 S**
(45) **Date of Patent:** **** May 14, 2019**

- (54) **ILLUMINATED GRAB HANDLE**
- (71) Applicant: **ITC Incorporated**, Holland, MI (US)
- (72) Inventors: **Scott Meyers**, Holland, MI (US);
Michael V. Camarota, Holland, MI (US)
- (73) Assignee: **ITC Incorporated**, Holland, MI (US)
- (**) Term: **15 Years**
- (21) Appl. No.: **29/580,488**
- (22) Filed: **Oct. 10, 2016**
- (51) **LOC (11) Cl.** **08-06**
- (52) **U.S. Cl.**
USPC **D8/319**
- (58) **Field of Classification Search**
USPC D8/300, 315–320, DIG. 1; D23/250, 254,
D23/303–305; D99/11; D6/546, 549;
D7/393, 394, 402; D15/89; D3/318, 328
CPC Y10T 16/469; Y10T 16/44; Y10T 16/458;
Y10T 16/498; Y10T 16/476; Y10T
16/459; Y10T 16/466; Y10T 16/4713;
Y10T 16/4644; Y10T 16/513; Y10T
16/509; Y10T 16/473; Y10T 16/462;
Y10T 16/4701; Y10T 74/20732; Y10T
29/49826; Y10T 16/4719; Y10T 16/455;
Y10T 16/4559; Y10T 74/20828; Y10T
74/20738; Y10T 74/20762; Y10T
16/4628; Y10T 74/20864; Y10T 16/4567;
Y10T 16/4576; Y10T 16/501; Y10T
16/86
See application file for complete search history.

- (56) **References Cited**
U.S. PATENT DOCUMENTS
D175,751 S * 10/1955 Rockford, III D8/317
D208,689 S * 9/1967 Wheeling, III D8/316
5,495,401 A 2/1996 Evans

6,474,851 B1	11/2002	Baley	
6,546,597 B2 *	4/2003	Atalla E05B 1/0015 16/412
6,655,824 B2	12/2003	Tufte	
6,742,916 B1	6/2004	Dunn	
6,817,731 B2	11/2004	Tufte	
6,869,202 B2	3/2005	Tufte	
6,883,931 B2	4/2005	Tufte	
6,921,184 B2	7/2005	Tufte	
D512,543 S *	12/2005	Jeong D32/2
D516,406 S *	3/2006	Brammer, Jr. E05B 1/0015 D8/300
7,051,464 B2	5/2006	Kwon	
7,134,773 B2	11/2006	Tufte	
7,258,472 B2	8/2007	Tufte	
7,291,852 B1	11/2007	Matlack	
D566,465 S *	4/2008	Crookshanks D7/405
D568,142 S *	5/2008	Zhang D8/320
7,401,949 B2	7/2008	Tufte	
D577,567 S *	9/2008	Crookshanks D8/316
7,425,718 B1	9/2008	Baley	

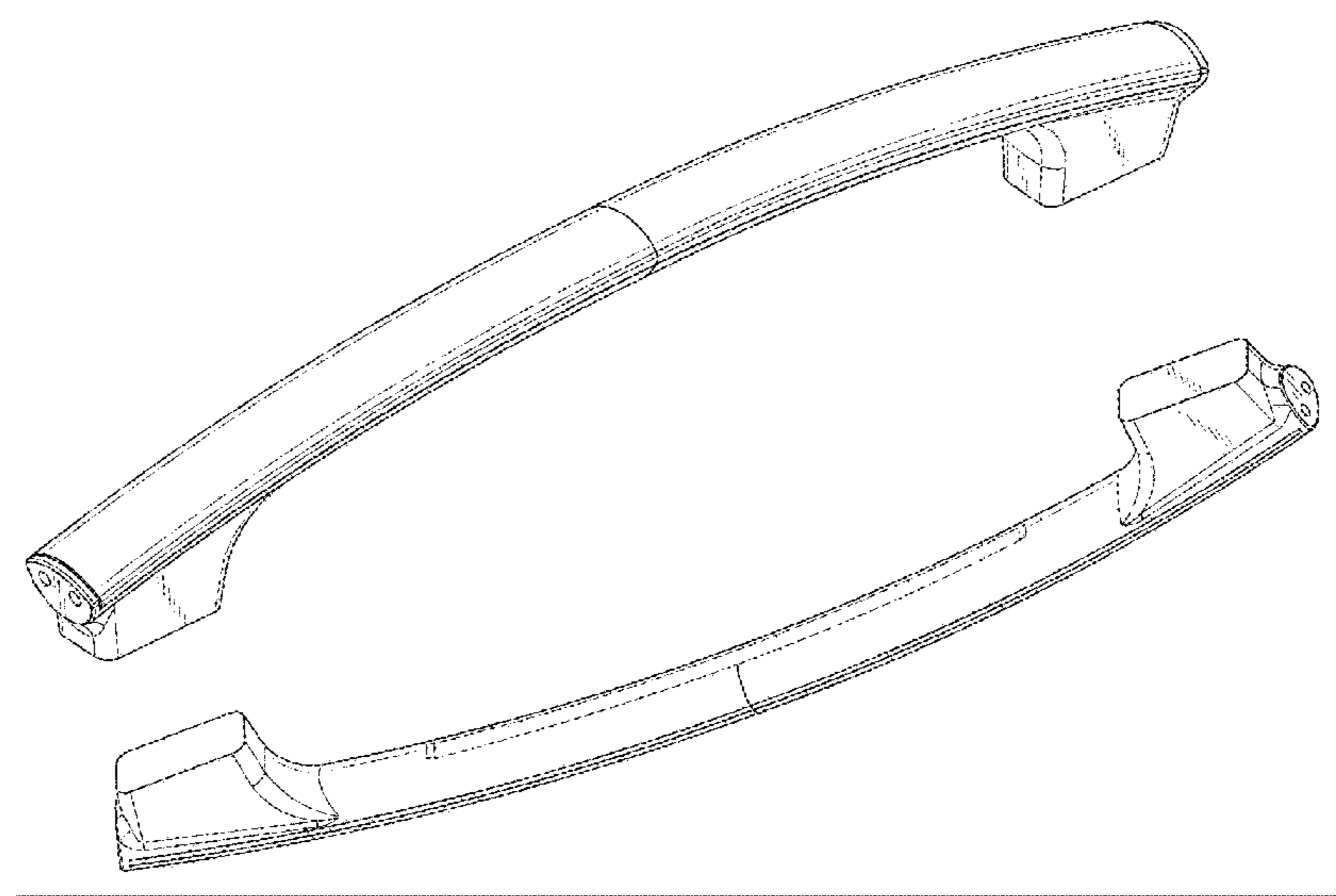
(Continued)

Primary Examiner — Lauren R Calve
(74) *Attorney, Agent, or Firm* — Varnum, Riddering,
Schmidt & Howlett LLP

(57) **CLAIM**
We claim the ornamental design for an illuminated grab handle, as shown and described.

DESCRIPTION
FIG. 1 is a top perspective view of an illuminated grab handle;
FIG. 2 is a bottom perspective view of an illuminated grab handle;
FIG. 3 is a side view of an illuminated grab handle;
FIG. 4 is a top view of an illuminated grab handle;
FIG. 5 is an end view of an illuminated grab handle; and,
FIG. 6 is a bottom view of an illuminated grab handle.
The broken lines are for illustration only and form no part of the claimed design.

1 Claim, 2 Drawing Sheets



(56)

References Cited

U.S. PATENT DOCUMENTS

D596,090	S	6/2009	Tufte	
D597,820	S *	8/2009	Kirk	D8/300
D610,594	S *	2/2010	Martin	D15/89
D612,681	S *	3/2010	Baker	D7/405
D622,914	S *	8/2010	Crookshanks	D32/3
8,277,098	B2	10/2012	Ortwein	
8,732,910	B1 *	5/2014	Paul	F25D 23/028 16/413
D714,366	S *	9/2014	Jeon	D15/89
D723,074	S *	2/2015	Cho	D15/89
D732,249	S *	6/2015	Roberson	D32/3
D736,055	S *	8/2015	Funnell, II	D8/315
D741,683	S *	10/2015	Park	D8/319
D741,684	S *	10/2015	Park	D8/319
D763,654	S *	8/2016	Chung	D8/315
D779,914	S *	2/2017	Zimmer	D8/316
2002/0184734	A1 *	12/2002	Atalla	E05F 1/105 16/72
2010/0291409	A1	11/2010	Dicks	
2011/0050068	A1 *	3/2011	Wing	E05B 1/0015 312/405.1
2012/0074826	A1 *	3/2012	Klaus	A47B 95/02 312/405
2014/0056013	A1	2/2014	Hancock, Jr.	
2015/0152616	A1	6/2015	Taylor	
2015/0217840	A1	8/2015	Taylor	

* cited by examiner

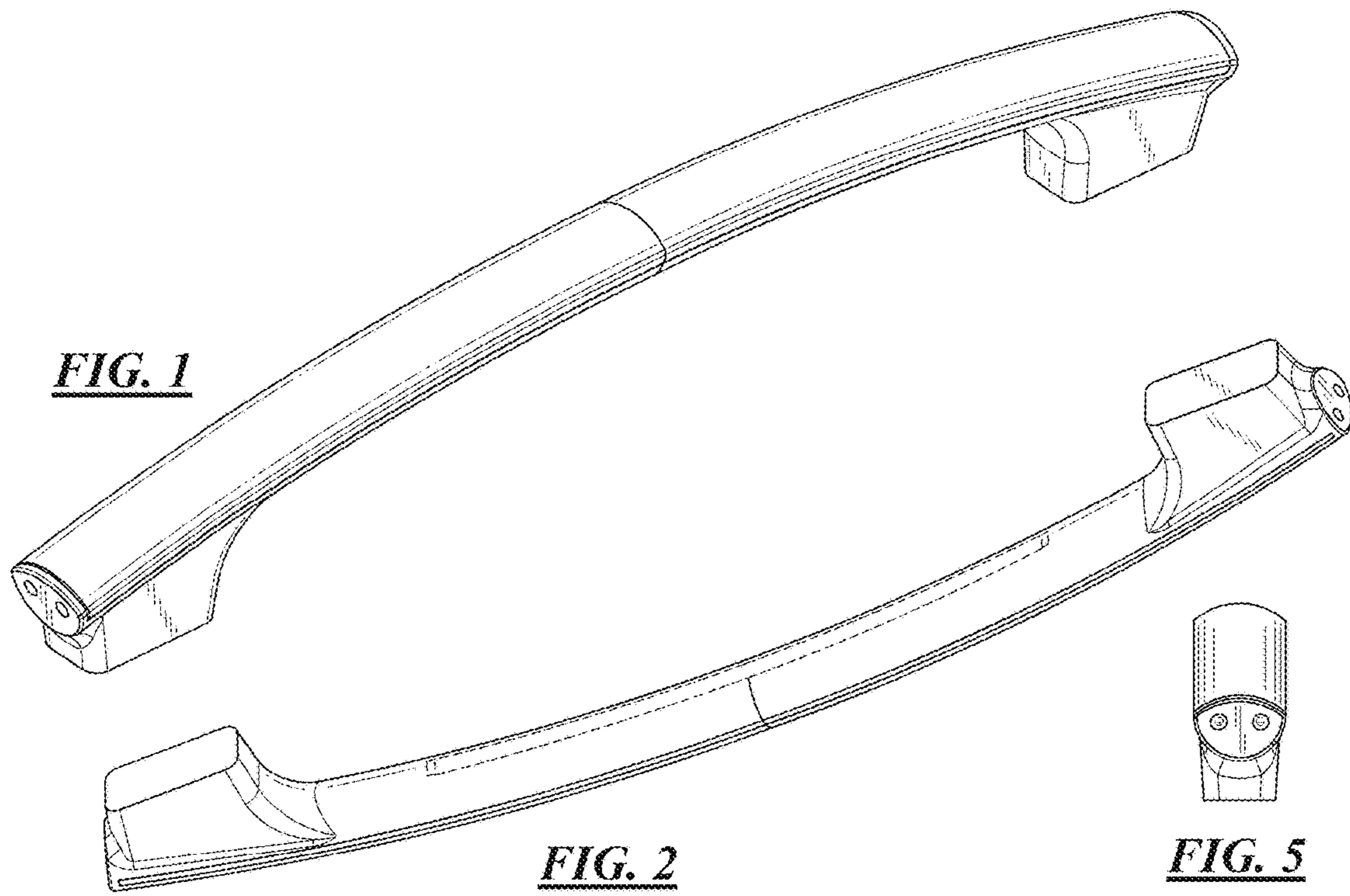




FIG. 4




FIG. 3




FIG. 6