



US00D848230S

(12) **United States Design Patent** (10) **Patent No.:** **US D848,230 S**
Valerie, Sr. (45) **Date of Patent:** **** May 14, 2019**

- (54) **APPLICATOR WITH BLADE**
- (71) Applicant: **Nunzio Valerie, Sr.**, Avondale, AZ (US)
- (72) Inventor: **Nunzio Valerie, Sr.**, Avondale, AZ (US)
- (**) Term: **15 Years**
- (21) Appl. No.: **29/629,321**
- (22) Filed: **Dec. 12, 2017**

- D290,777 S 7/1987 Lee
 - D295,911 S 5/1988 Zogg
 - D297,801 S 9/1988 Olsson
 - 4,784,598 A 11/1988 Kranz
 - D302,880 S 8/1989 Terry
- (Continued)

Primary Examiner — Philip S Hyder
(74) *Attorney, Agent, or Firm* — IPTechLaw

(57) **CLAIM**

The ornamental design for an applicator with blade, as shown and described.

Related U.S. Application Data

- (63) Continuation-in-part of application No. 29/562,537, filed on Apr. 26, 2016, now Pat. No. Des. 804,920.
- (51) **LOC (11) Cl.** **08-05**
- (52) **U.S. Cl.**
USPC **D8/14; D8/45**
- (58) **Field of Classification Search**
USPC D8/14, 45; D32/40, 46; D28/7; D7/688
CPC B05B 11/06; B05C 17/00; B44D 31/62
See application file for complete search history.

DESCRIPTION


FIG. 1 is a bottom perspective view of the applicator portion of the applicator and blade, embodying our new design;
 FIG. 2 is a bottom view thereof;
 FIG. 3 is a top view thereof;
 FIG. 4 is a left view thereof;
 FIG. 5 is a right view thereof;
 FIG. 6 is a rear view thereof;
 FIG. 7 is a front view thereof;
 FIG. 8 is a bottom perspective view of the of the blade portion of the applicator and blade;
 FIG. 9 is a bottom view thereof;
 FIG. 10 is a top view thereof;
 FIG. 11 is a left view thereof;
 FIG. 12 is a right view thereof;
 FIG. 13 is a rear view thereof;
 FIG. 14 is a front view thereof;
 FIG. 15 is a bottom perspective view of the applicator and blade, wherein the blade is not coupled to the applicator; and,
 FIG. 16 is a bottom perspective view of the applicator and blade, wherein the blade is coupled to the applicator.
 All broken lines represent unclaimed features of the article to which the design is applied.

(56) **References Cited**

U.S. PATENT DOCUMENTS

- 2,390,921 A 12/1945 Clark
- 2,425,215 A 8/1947 West
- 2,590,977 A 4/1952 Kay
- 3,676,888 A 7/1972 Akers
- 4,014,616 A 3/1977 Mast, Jr.
- 4,053,242 A 10/1977 Mast, Jr.
- 4,097,951 A 7/1978 Hurtt
- D261,601 S 11/1981 Kettlestrings
- D263,550 S 3/1982 Zuhlsdorf
- D264,805 S 6/1982 Annand
- 4,350,445 A 9/1982 Olsson
- D272,661 S 2/1984 Cutler
- D276,564 S 11/1984 Leininger
- D283,067 S 3/1986 McLin
- D290,056 S 5/1987 Hatfield

1 Claim, 8 Drawing Sheets



(56)

References Cited

U.S. PATENT DOCUMENTS

D377,250 S	1/1997	Bafile, Jr.		6,735,840 B2	5/2004	Gibbs	
5,626,683 A	5/1997	Blouin		D498,652 S	11/2004	Tilton	
D391,713 S	3/1998	Laib		D502,580 S	3/2005	Williams	
5,816,270 A	10/1998	Nadel		D509,024 S	8/2005	Pimentel	
D402,514 S	12/1998	Killins		D513,813 S *	1/2006	Avery	D28/44.1
5,885,349 A	3/1999	Giallourakis		D519,794 S	5/2006	Roberts	
5,900,068 A	5/1999	Thomas		D545,518 S	6/2007	Ayala	
5,957,605 A	9/1999	Cohen		D547,147 S	7/2007	Tran	
D416,112 S	11/1999	Holliday		D552,316 S	10/2007	Bloch	
D416,118 S	11/1999	Paden		7,418,760 B2	9/2008	Bimbaum	
6,036,391 A	3/2000	Holliday		D582,564 S	12/2008	Potter	
D426,758 S *	6/2000	Mitchell	D32/46	D583,065 S	12/2008	Potter	
D437,095 S	1/2001	Osiecki		D584,931 S	1/2009	Richardson	
D437,191 S *	2/2001	Sofy	D7/688	D624,720 S	9/2010	Motsenbocker	
D439,715 S	3/2001	Calvert		D707,506 S	6/2014	Masalin	
6,272,715 B1	8/2001	Polzin		D738,171 S	9/2015	Masalin	
D450,412 S	11/2001	Hajduk		9,131,821 B2	9/2015	Powell	
D457,731 S	5/2002	Isaac		D741,547 S	10/2015	Choi	
D464,490 S	10/2002	Isaac		D749,922 S	2/2016	Masalin	
D474,031 S	5/2003	Wassil		D758,008 S	5/2016	Kolby	
D475,493 S	6/2003	Barsamian		D787,743 S	5/2017	Rosenthal	
				D789,600 S	6/2017	Nicoline	
				2013/0125911 A1	5/2013	Mammone	
				2013/0343797 A1	12/2013	Samangoie	

* cited by examiner




FIG. 1

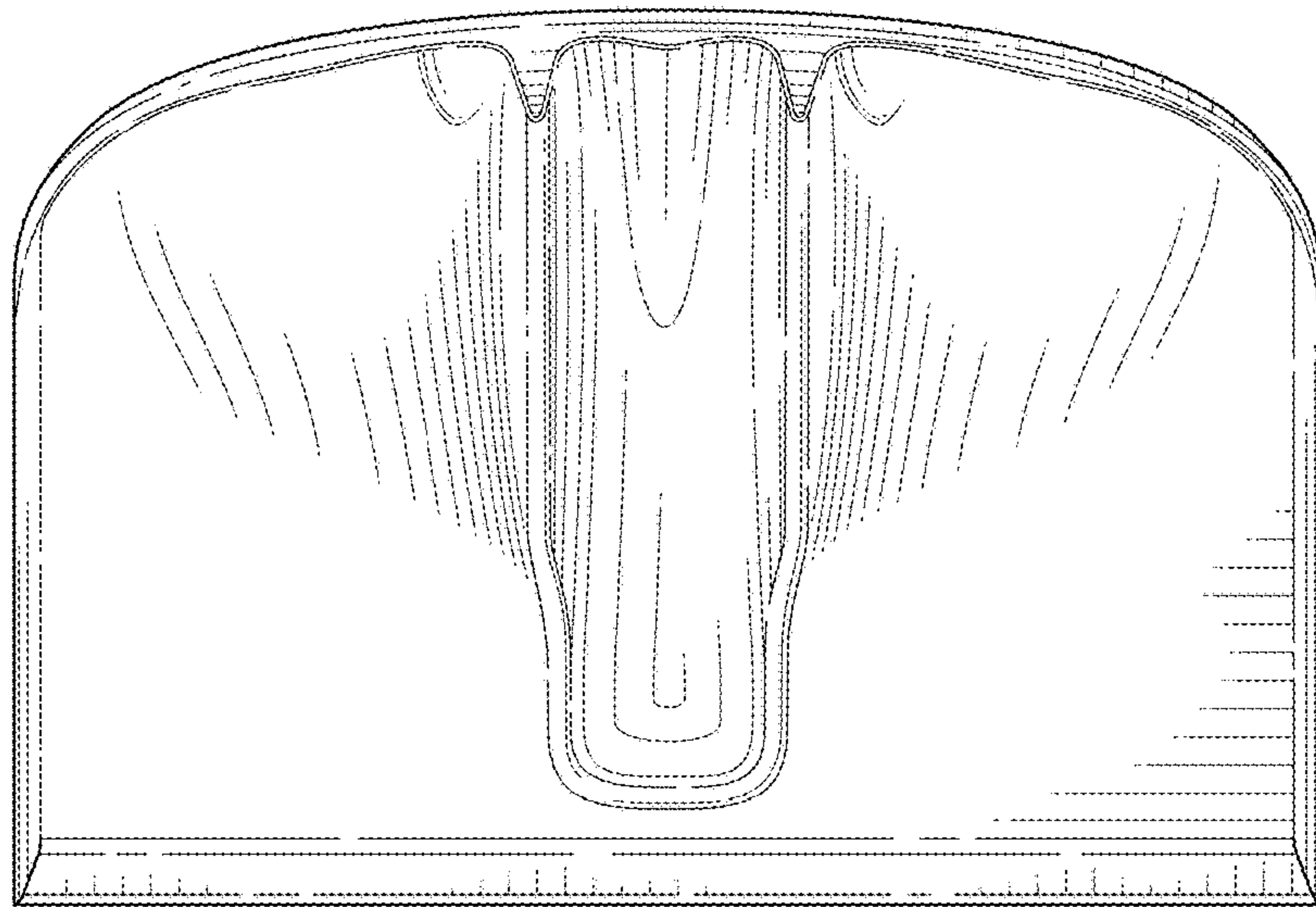


FIG. 2

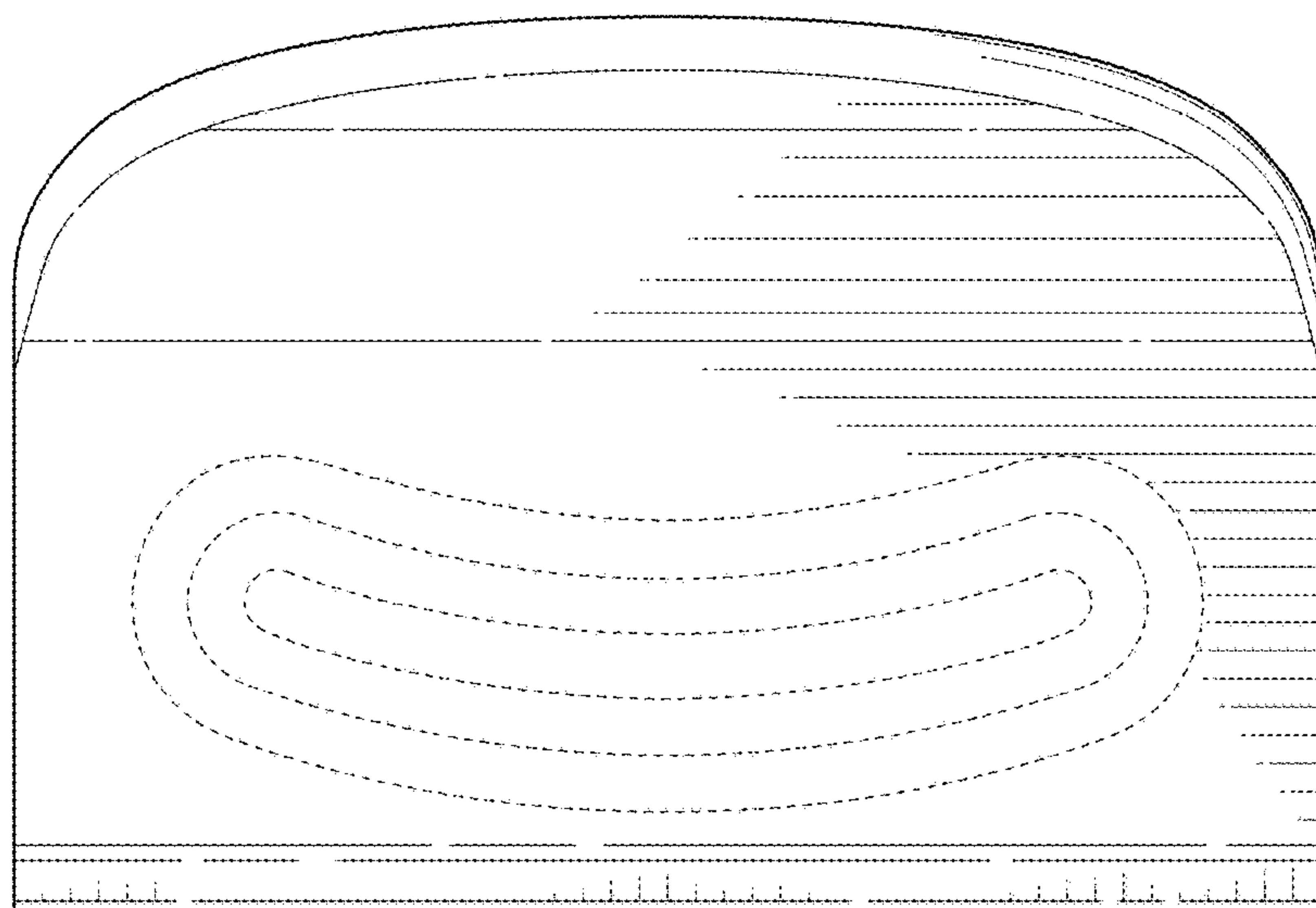


FIG. 3

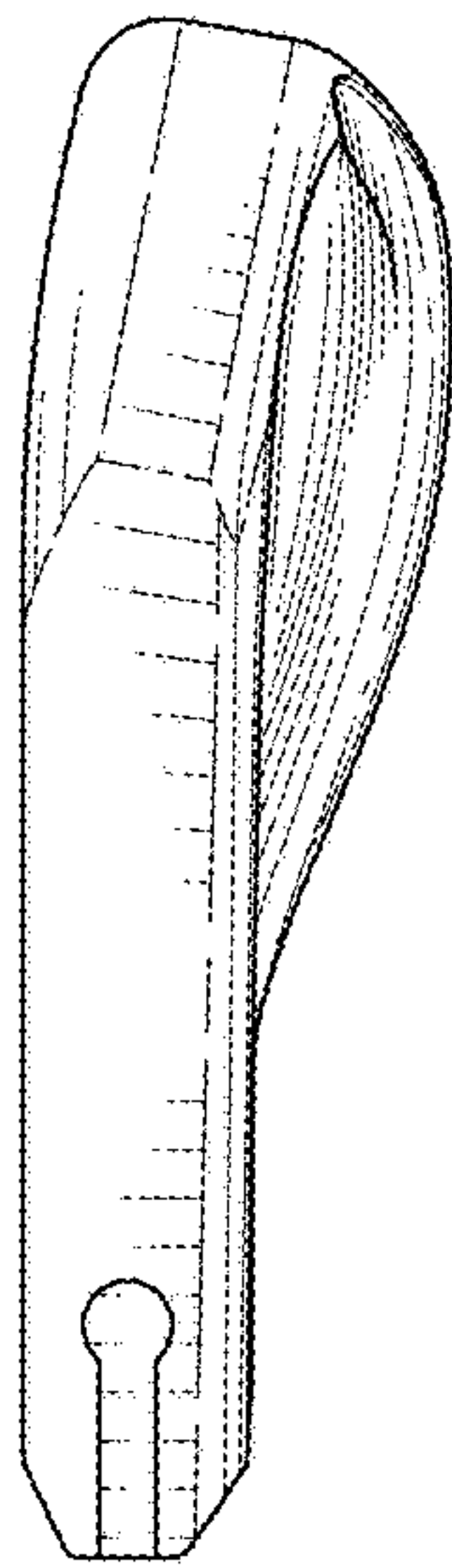


FIG. 4

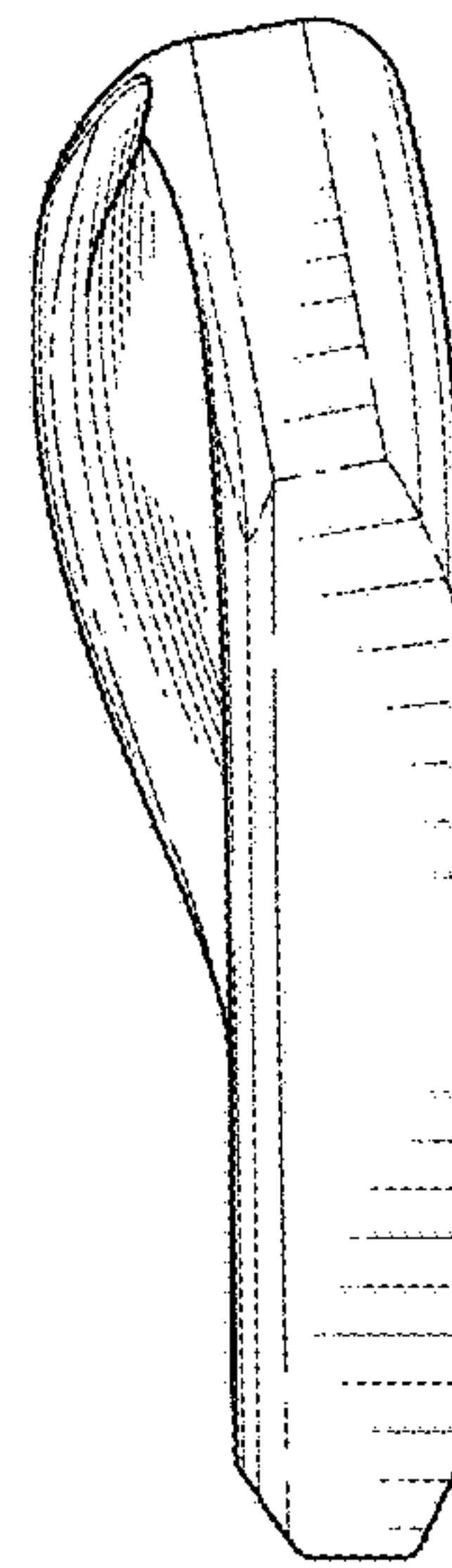


FIG. 5

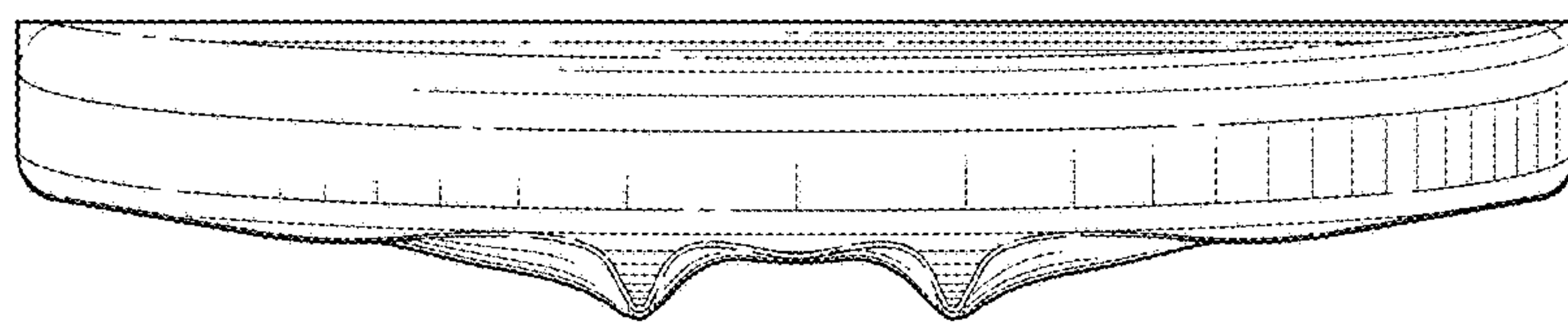


FIG. 6

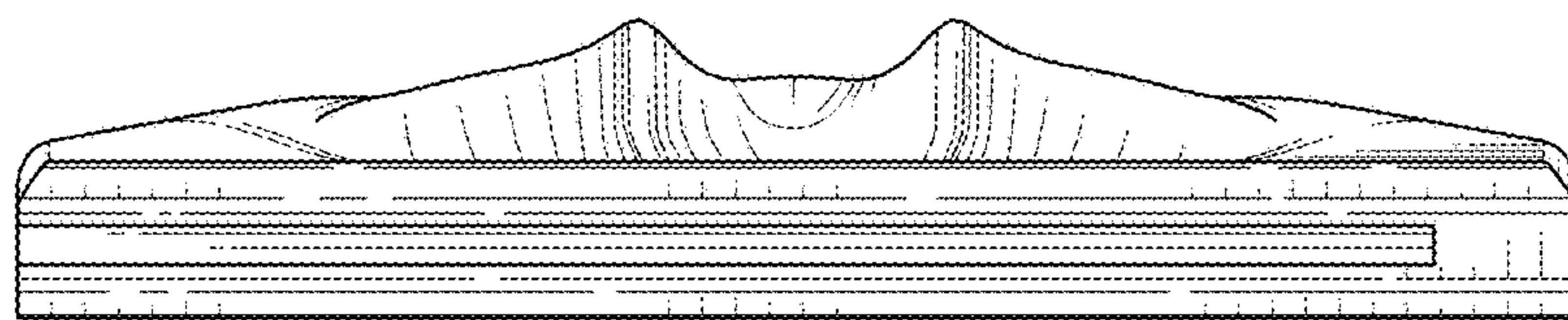


FIG. 7

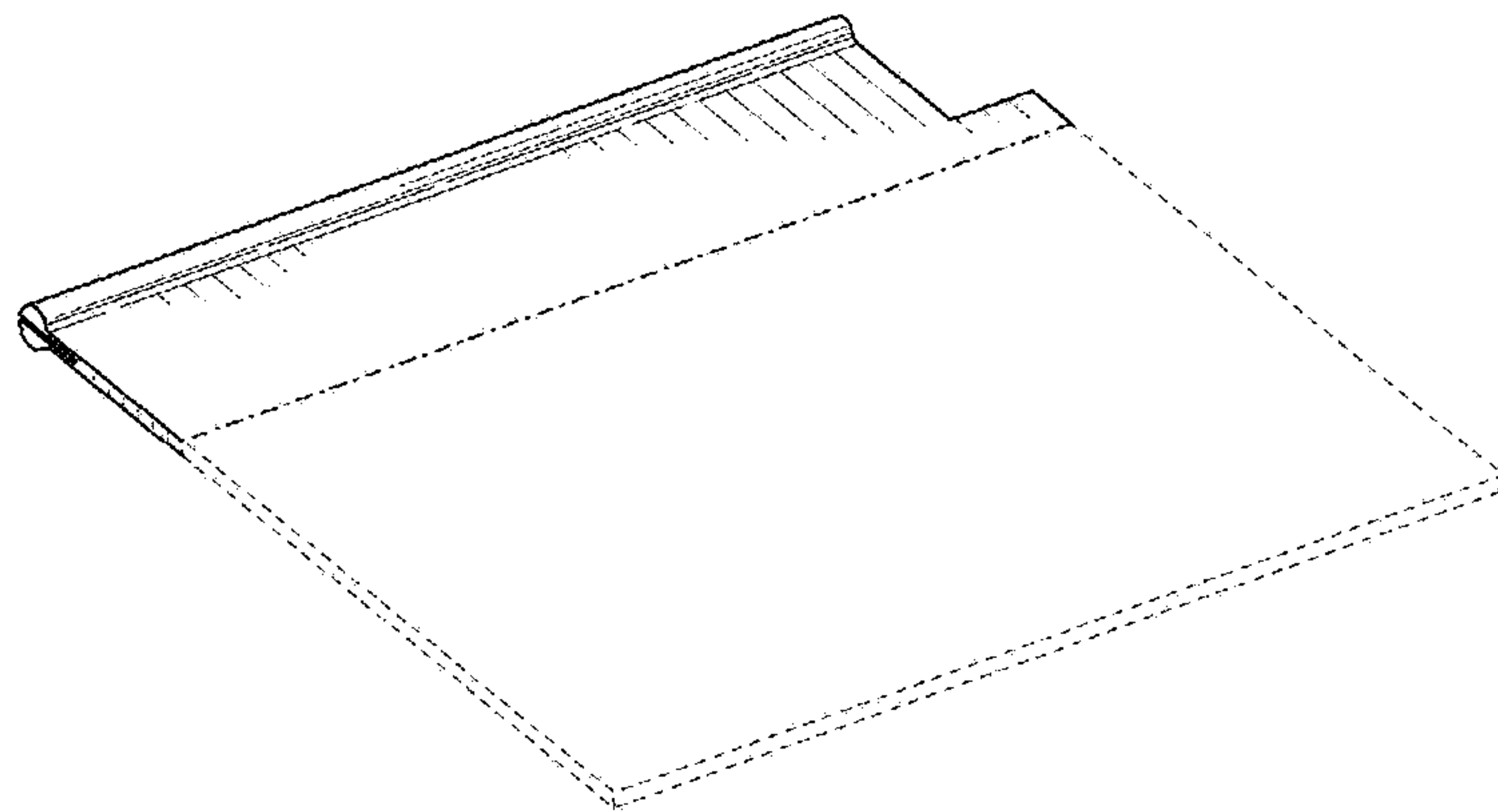


FIG. 8




FIG. 9




FIG. 10




FIG. 11




FIG. 12




FIG. 13




FIG. 14

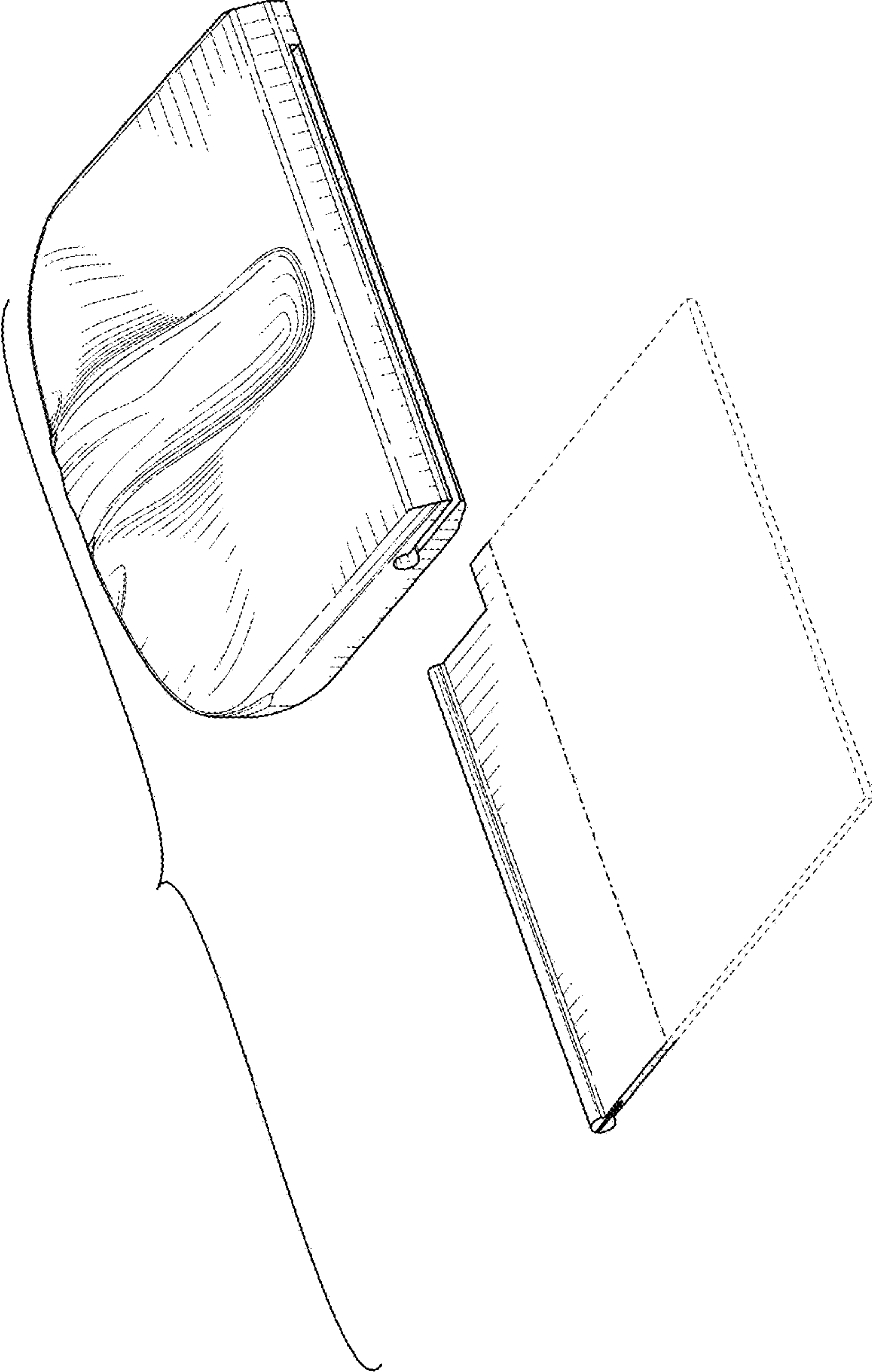


FIG. 15

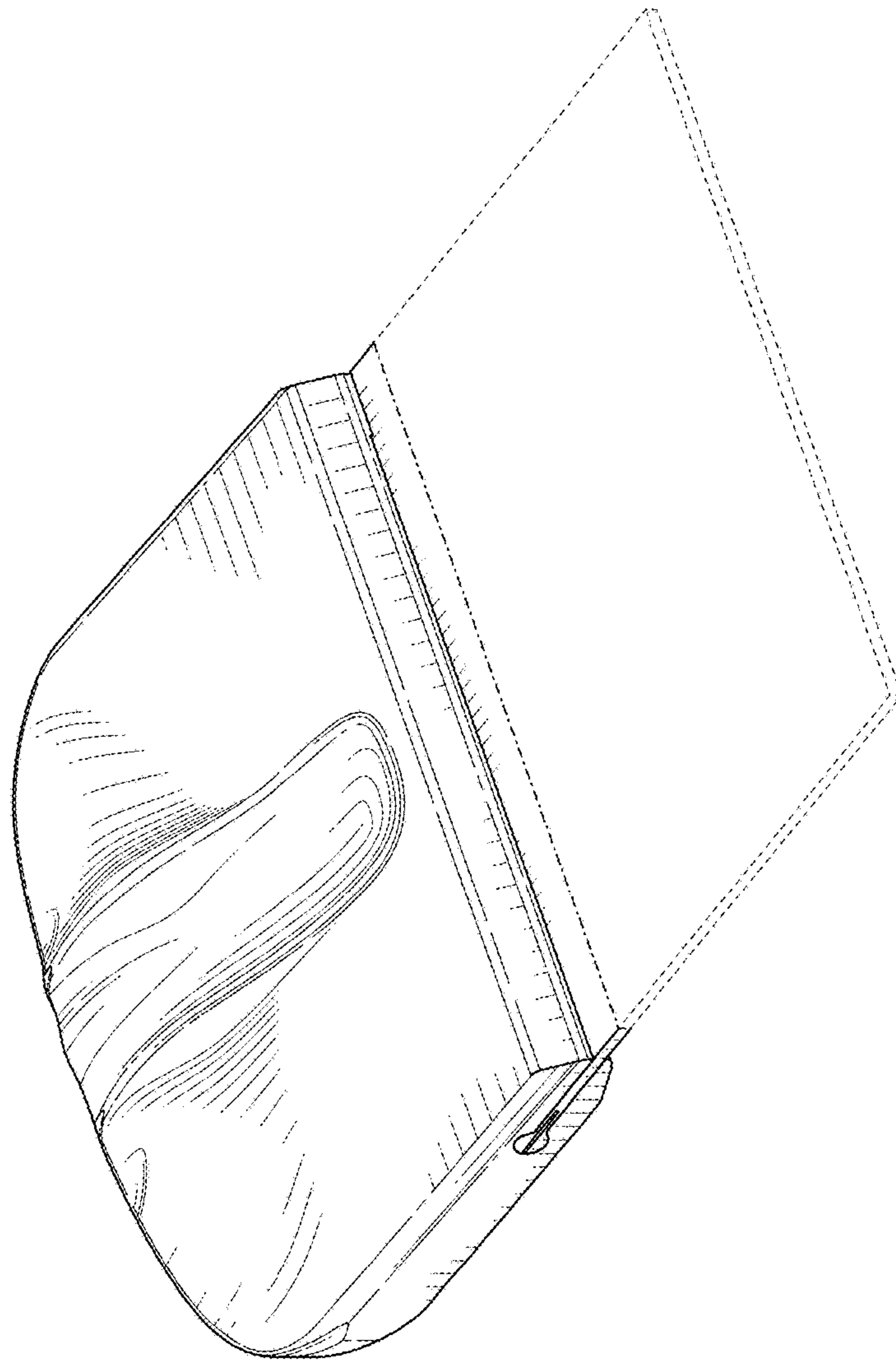


FIG. 16