



US00D848210S

(12) **United States Design Patent** (10) **Patent No.:** **US D848,210 S**
Omdahl, II et al. (45) **Date of Patent:** **** May 14, 2019**

(54) **CLOSURE**

(71) Applicant: **Runway Blue, LLC**, Lehi, UT (US)

(72) Inventors: **John R. Omdahl, II**, Lindon, UT (US);
David O. Meyers, East Layton, UT (US)

(73) Assignee: **Runway Blue, LLC**, Alpine, UT (US)

(**) Term: **15 Years**

(21) Appl. No.: **29/598,770**

(22) Filed: **Mar. 28, 2017**

(51) **LOC (11) Cl.** **07-01**

(52) **U.S. Cl.**

USPC **D7/396.2**; D9/443

(58) **Field of Classification Search**

USPC D3/202, 203.1, 203.2, 203.3, 203.4, 207,
D3/208, 240, 276, 318; D7/387, 392,
D7/392.1, 396.1, 396.2, 397, 398, 601,
D7/602, 708.1, 619.1, 620, 622, 632, 633;
D8/18; D9/434-438, 440, 443-449,
D9/453-457, 499, 516, 522, 537, 549,
D9/562, 715, 718, 719, 722, 738, 739,
D9/746; D11/4; D20/22, 27; D23/259;
D30/152

CPC B65D 47/065; B65D 43/02; B65D 43/16;
B65D 43/22; B65D 43/26

See application file for complete search history.

(56) **References Cited**

U.S. PATENT DOCUMENTS

D490,235 S * 5/2004 Nykoluk D3/202
D517,373 S * 3/2006 Cappellino D7/620
D707,124 S * 6/2014 Blain D9/443
D719,780 S * 12/2014 Sullivan D7/392.1
D729,569 S * 5/2015 Herbst D7/392
D748,478 S * 2/2016 Sorensen D9/443
D758,189 S * 6/2016 Roth D7/392.1

D768,491 S * 10/2016 Sorensen D7/392.1
D786,072 S * 5/2017 Breit D9/443
D792,742 S * 7/2017 Meyers D7/523
D793,154 S * 8/2017 Sorensen D7/392.1
9,790,007 B2 * 10/2017 Sorensen A47G 19/00
D802,366 S * 11/2017 Cerasani D7/510
D802,993 S * 11/2017 Joseph D7/392.1
D808,711 S * 1/2018 Joseph D7/392.1
D808,713 S * 1/2018 Rane D7/396.2

(Continued)

OTHER PUBLICATIONS

Target. Simple Modern Summit Water Bottle. Mar. 26, 2018 [earliest online date], [site visited Apr. 23, 2018]. Available from Internet, <URL:https://bit.ly/2K7vf8I>. (Year: 2018).*

(Continued)

Primary Examiner — George D. Kirschbaum

Assistant Examiner — Darcey E Heflin

(74) *Attorney, Agent, or Firm* — Maschoff Brennan; Paul G. Johnson


(57) **CLAIM**

The ornamental design for a closure, as shown and described.

DESCRIPTION

FIG. 1 is a top front perspective view of a closure;
FIG. 2 is a top rear perspective view of the closure shown in FIG. 1;
FIG. 3 is a front view of the closure shown in FIG. 1;
FIG. 4 is a rear view of the closure shown in FIG. 1;
FIG. 5 is a left side view of the closure shown in FIG. 1;
FIG. 6 is a right side view of the closure shown in FIG. 1;
FIG. 7 is a top view of the closure shown in FIG. 1; and,
FIG. 8 is a bottom view of the closure shown in FIG. 1.
The broken lines are shown for the purpose of illustrating environmental structure and parts of the article that form no part of the claimed design.

1 Claim, 8 Drawing Sheets



(56)

References Cited

U.S. PATENT DOCUMENTS

D810,502 S * 2/2018 Joseph D7/392.1
D811,810 S * 3/2018 Joseph D7/392.1
2011/0253733 A1* 10/2011 Meyers B65D 47/089
220/833

OTHER PUBLICATIONS

CA Examiner's Report received in Application No. 177413, dated
Apr. 10, 2018, 1 page.

* cited by examiner



FIG. 1

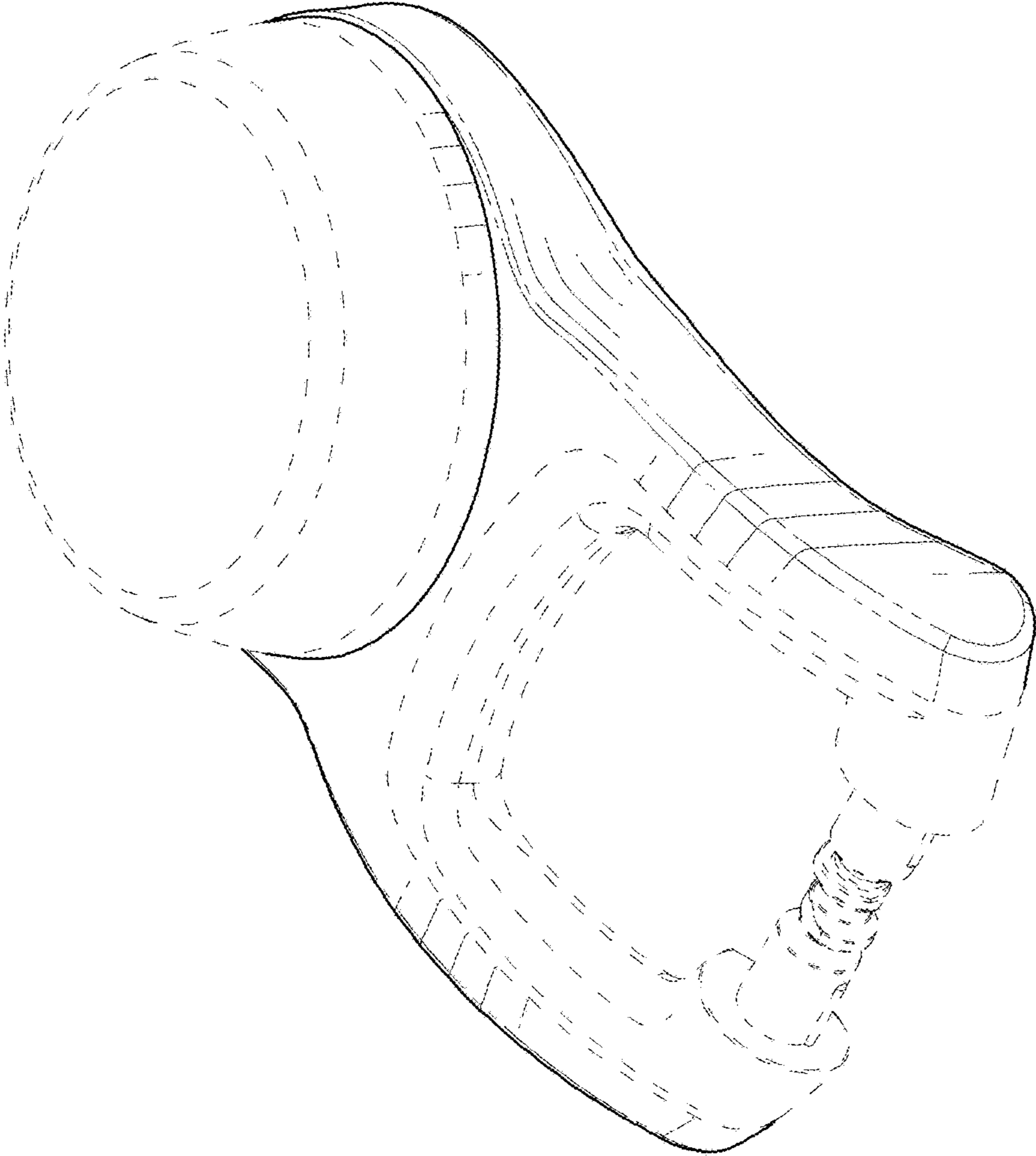


FIG. 2

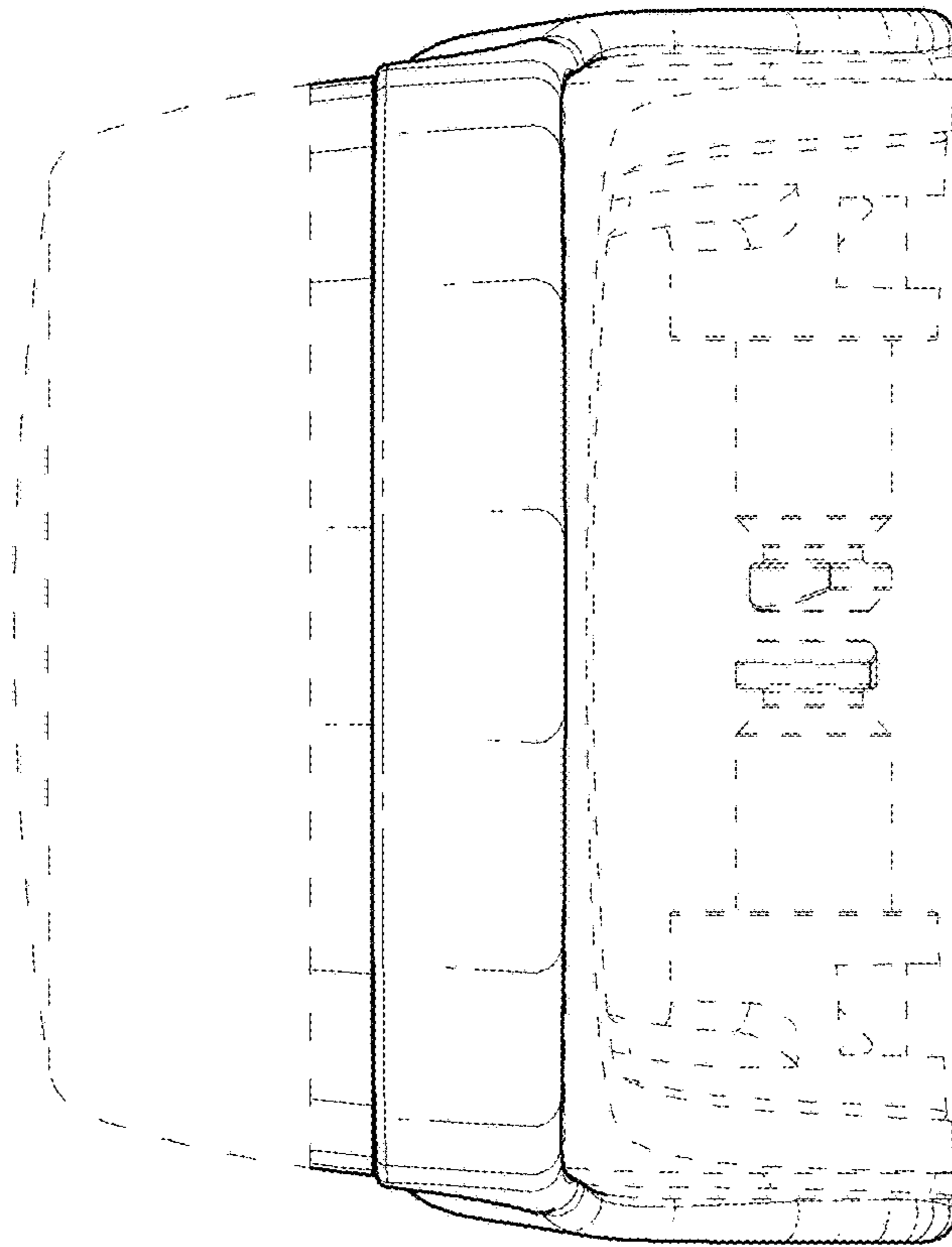


FIG. 3

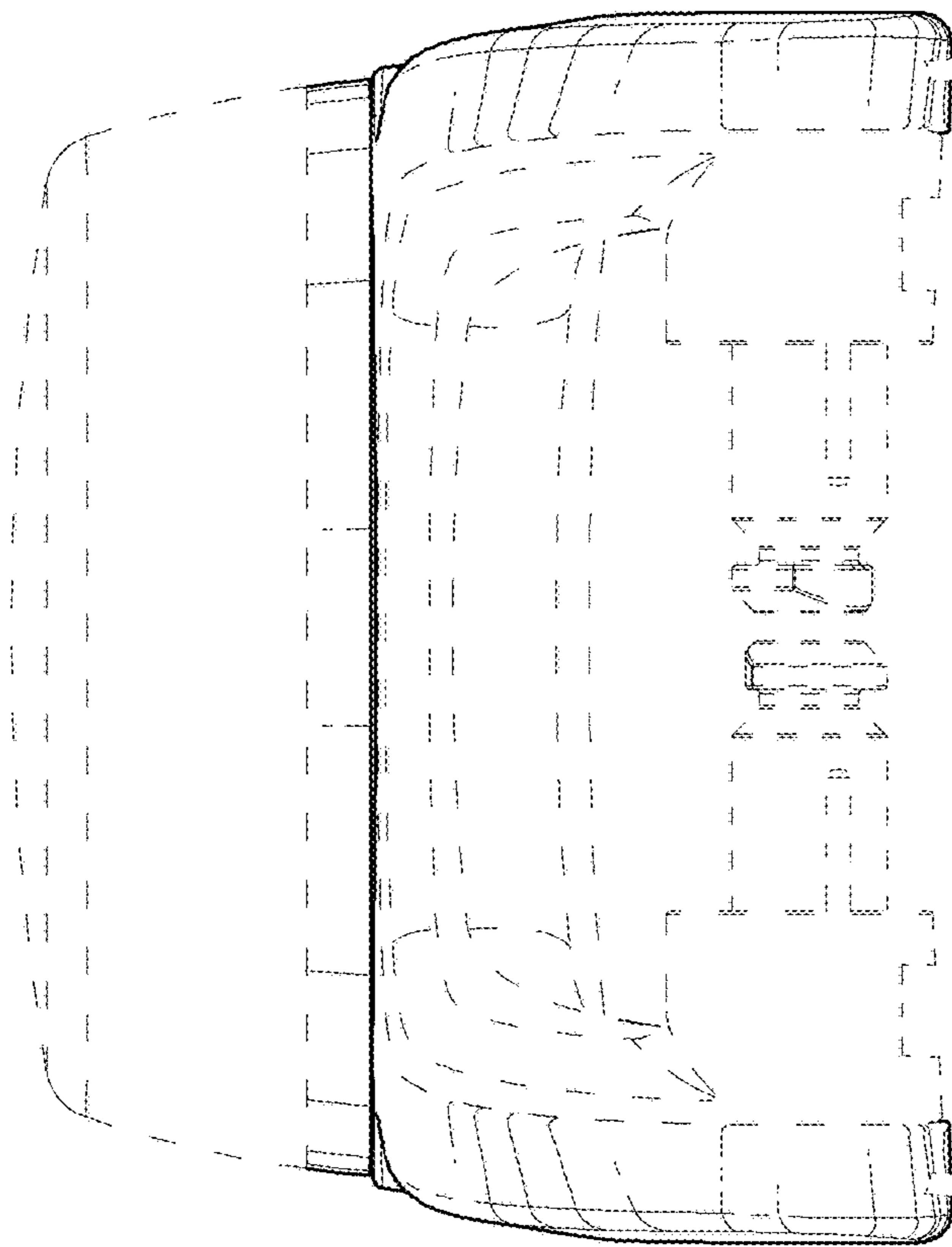


FIG. 4

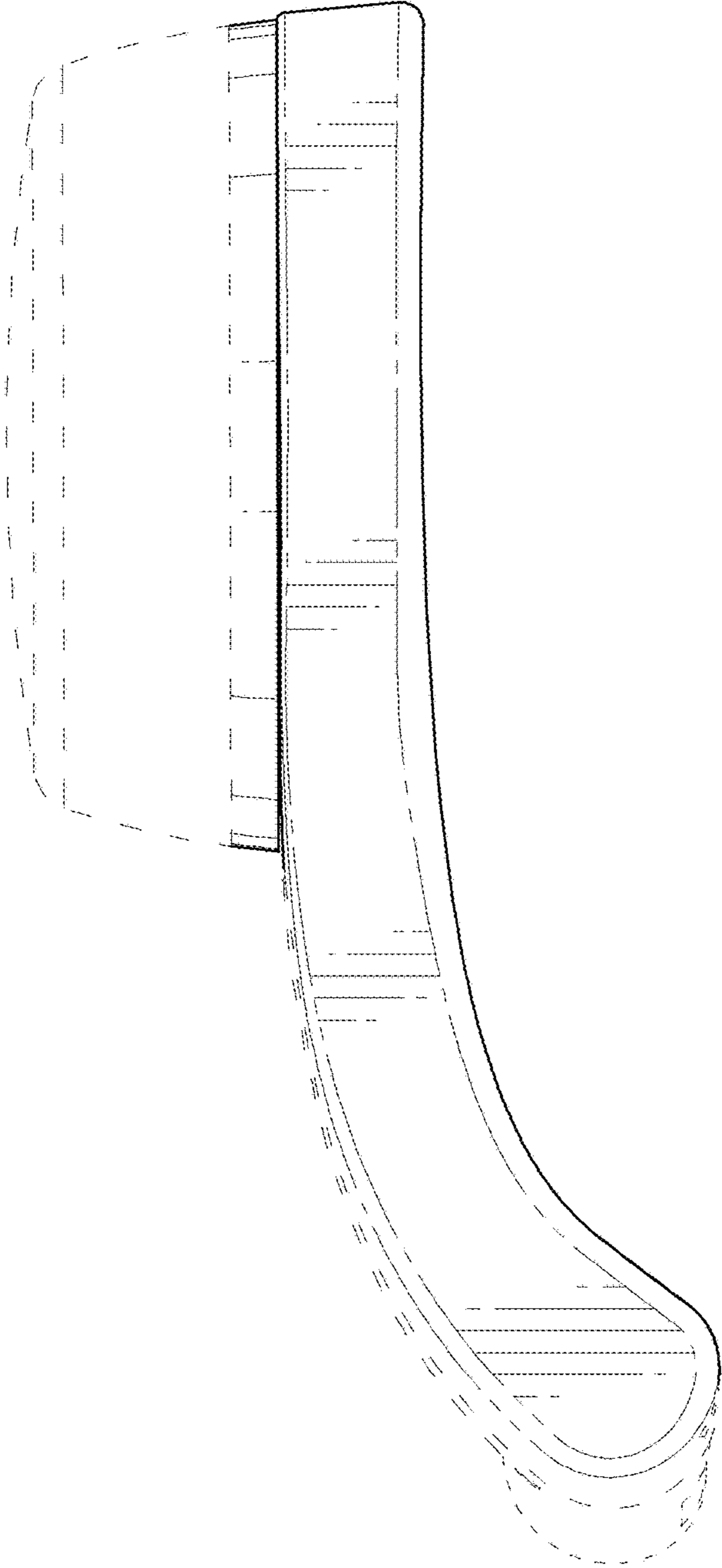


FIG. 5

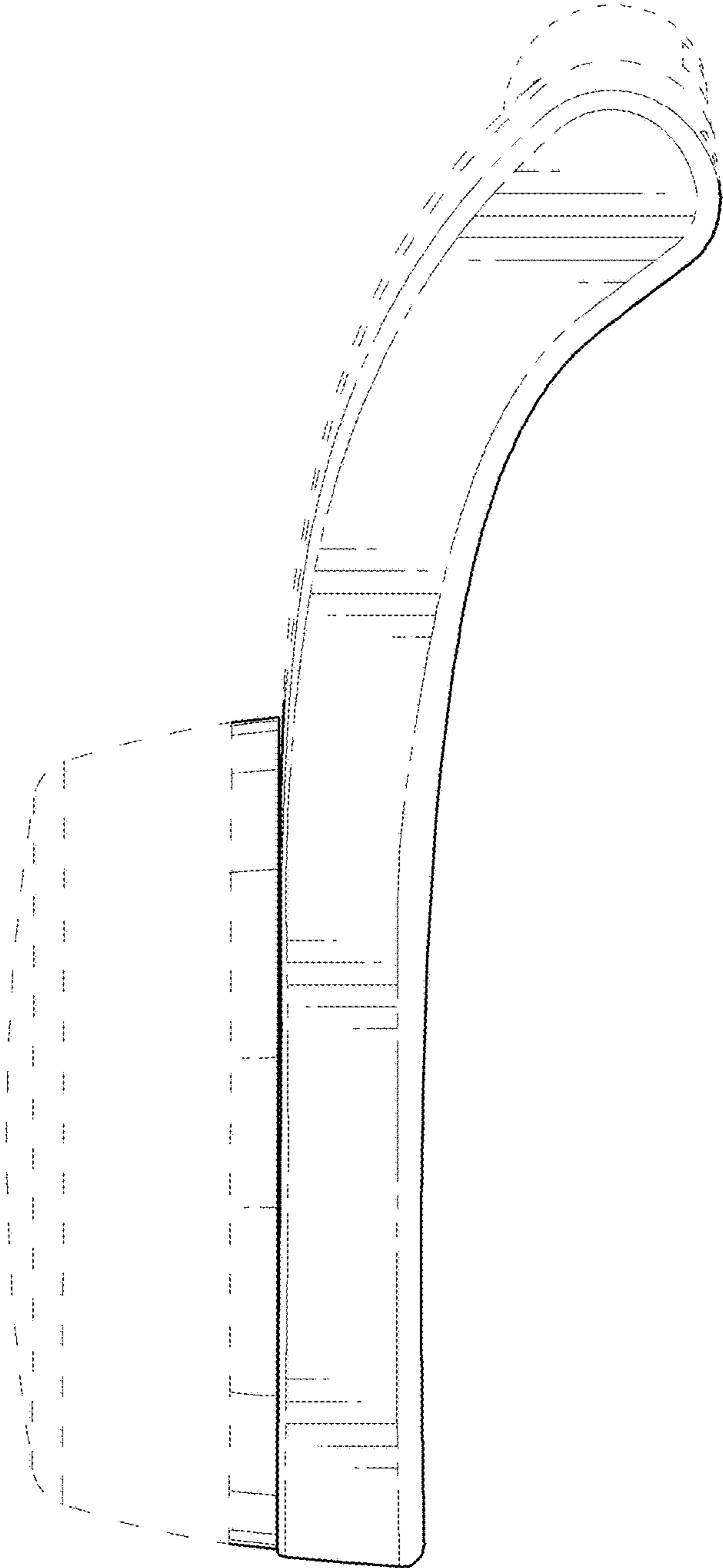


FIG. 6

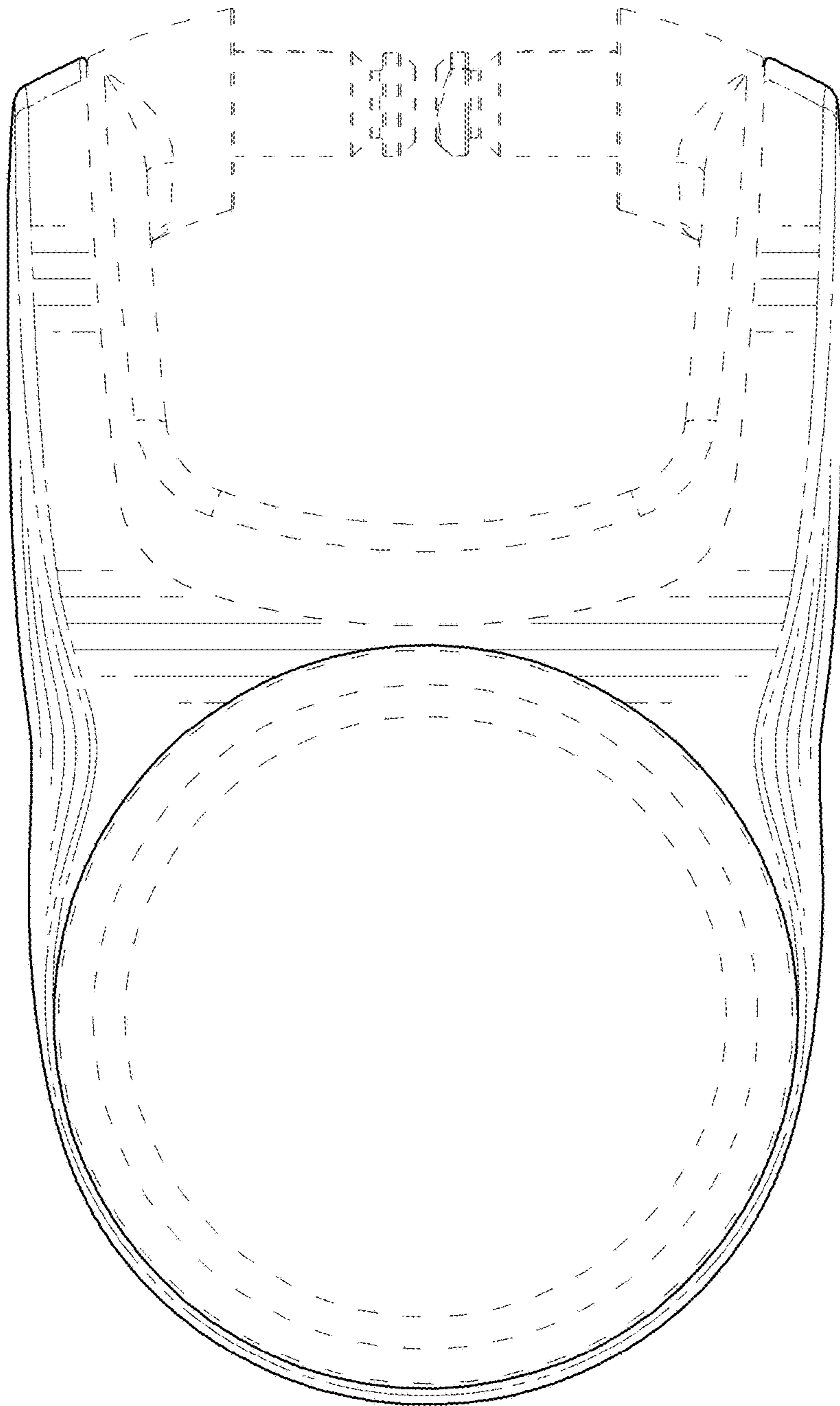


FIG. 7

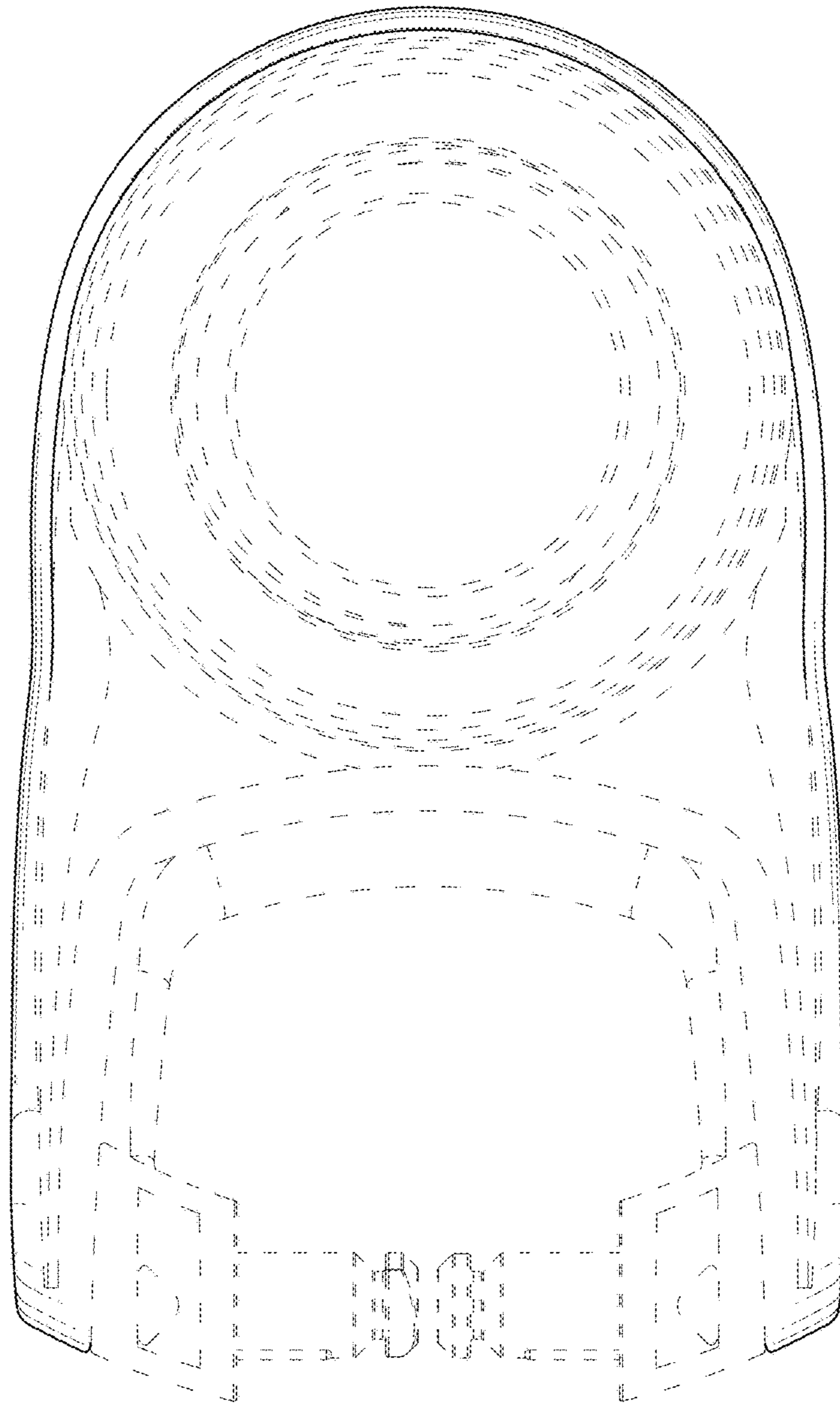


FIG. 8