



US00D848191S

(12) **United States Design Patent** (10) **Patent No.:** **US D848,191 S**
Xiang et al. (45) **Date of Patent:** **** May 14, 2019**

(54) **DESK PLATE FOR LIFTING WORKTABLE**

(71) Applicant: **Loctek Inc.**, Fremont, CA (US)

(72) Inventors: **Lehong Xiang**, Ningbo (CN); **Qiang Chen**, Ningbo (CN)

(73) Assignee: **Loctek Inc.**, Fremont, CA (US)

(**) Term: **15 Years**

(21) Appl. No.: **29/606,167**

(22) Filed: **Jun. 2, 2017**

(30) **Foreign Application Priority Data**

Dec. 20, 2016 (CN) 2016 3 0631729

(51) **LOC (11) Cl.** **06-03**

(52) **U.S. Cl.**
USPC **D6/707.22; D6/655**

(58) **Field of Classification Search**
USPC D6/644, 649, 655, 671, 672, 675, 686,
D6/687, 688.26, 688.27, 691, 691.1,
D6/691.3, 691.4, 691.6, 691.8, 691.9,
D6/693, 694, 695, 695.1, 696, 696.1,
D6/696.3, 697, 702, 707.15, 707.19,
D6/707.22, 707.23, 707.56, 708, 708.17,
D6/709, 710

CPC A47B 81/00; A47B 88/00; A47B 88/41;
A47B 88/42; A47B 2210/16; B62B 3/00;
B60B 33/00

See application file for complete search history.

(56) **References Cited**

U.S. PATENT DOCUMENTS

D328,990 S * 9/1992 Kwiescinski D6/649
D360,651 S * 7/1995 Budde D19/113
D442,795 S * 5/2001 Holt D6/406.3
D533,932 S * 12/2006 Naqvi D23/367
D571,132 S * 6/2008 Kerr D6/707.12

D577,027 S * 9/2008 Naqvi D14/458
D647,570 S * 10/2011 Kahn D20/23
D730,668 S * 6/2015 Fletcher D6/341
D745,798 S * 12/2015 Legare D6/707.22
D770,207 S * 11/2016 Legare D6/707.15
D781,617 S * 3/2017 Flaherty D6/655
D785,989 S * 5/2017 Flaherty D6/696
D814,214 S * 4/2018 Flaherty D6/648

OTHER PUBLICATIONS

FlexiSpot Standing Desk, posted at Amazon.com, posted on Dec. 16, 2016, site visited Aug. 29, 2018. available from internet: <https://www.amazon.com/FlexiSpot-Standing-Desk-Removable-M4B-Corner-Black/dp/B01N0RHZAW>.*

(Continued)

Primary Examiner — Mary Ann Calabrese

Assistant Examiner — Catherine Ho

(74) *Attorney, Agent, or Firm* — W&K IP

(57) **CLAIM**

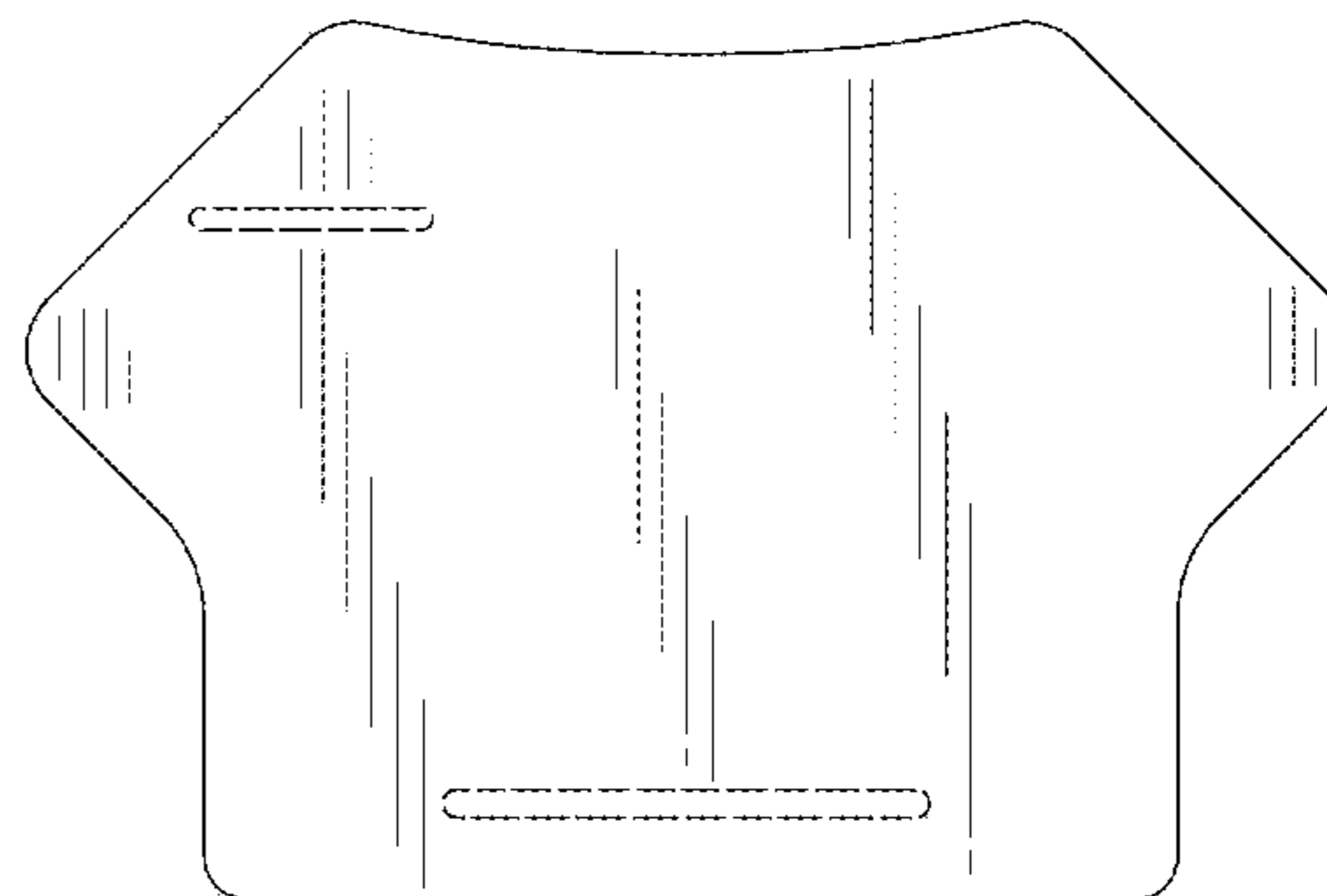
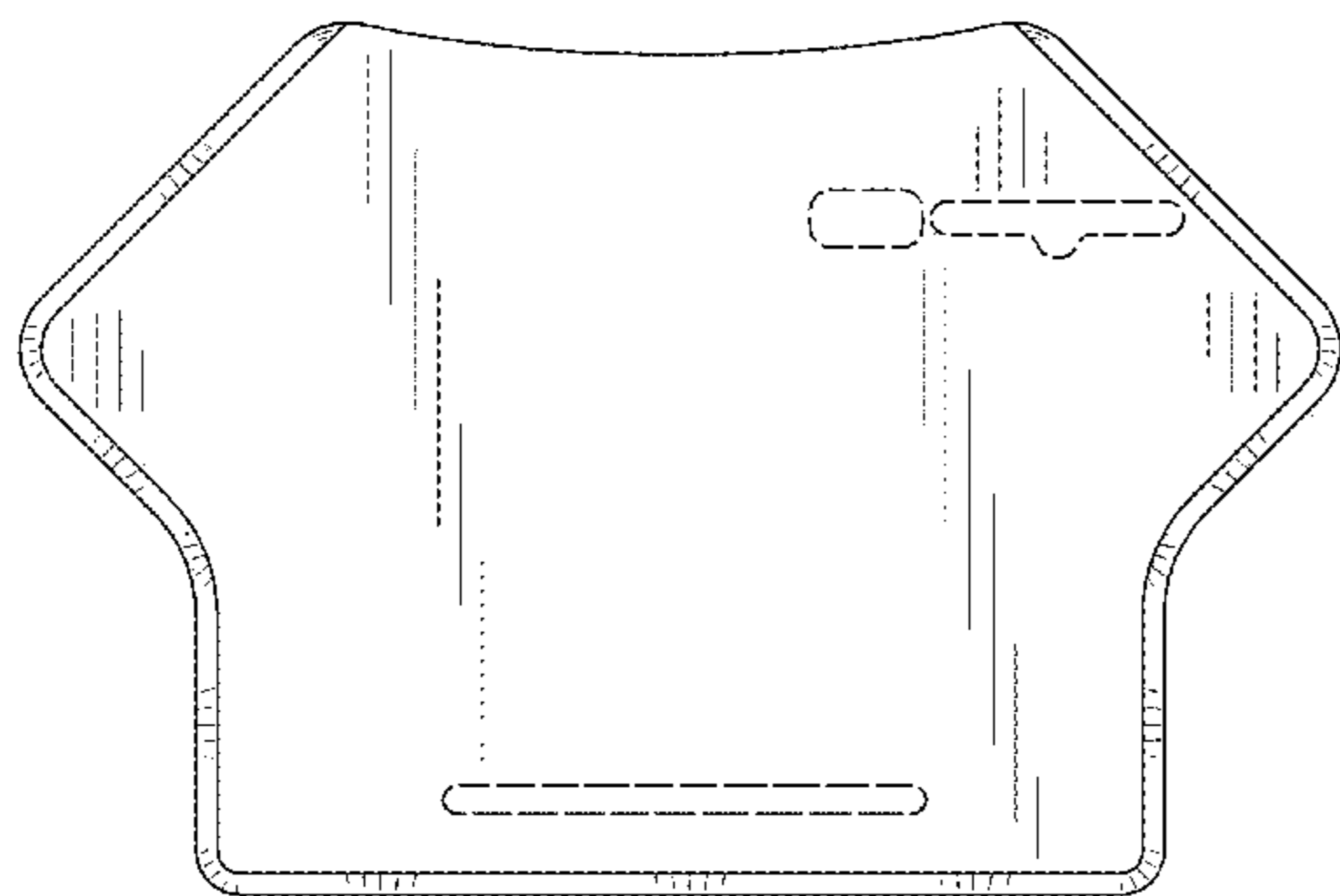
The ornamental design for desk plate for lifting worktable, as shown and described.

DESCRIPTION

FIG. 1 is a perspective view of a desk plate for lifting worktable;
FIG. 2 is a front view thereof;
FIG. 3 is a rear view thereof;
FIG. 4 is a left side view thereof;
FIG. 5 is a right side view thereof;
FIG. 6 is a top plan view thereof;
FIG. 7 is a bottom plan view thereof; and,
FIG. 8 shows a desk plate for lifting worktable in an environment of use.

The broken line portion of the figure drawings is included to show portions of the article that form no part of the claimed design.

1 Claim, 8 Drawing Sheets



(56)

References Cited

OTHER PUBLICATIONS

Mount-It!, posted at Amazon.com, posted on May 17, 2016, site visited Aug. 29, 2018. online, available from internet: <https://www.amazon.com/dp/B06XKLMMNM/>.*

VIVO Black Corner Standing Height, posted at Amazon.com, posted on Jan. 9, 2018, site visited Aug. 29, 2018. online, available from internet: <https://www.amazon.com/VIVO-Corner-Standing-Adjustable-Cubical/dp/B078WZCYP7>.*

VIVO Black Corner Deluxe, posted at Amazon.com, posted on Jun. 15, 2017, site visited Aug. 29, 2018. online, available from internet: <https://www.amazon.com/VIVO-Adjustable-Workstation-Converter-DESK-V000C/dp/B0721TCBGR>.*

* cited by examiner

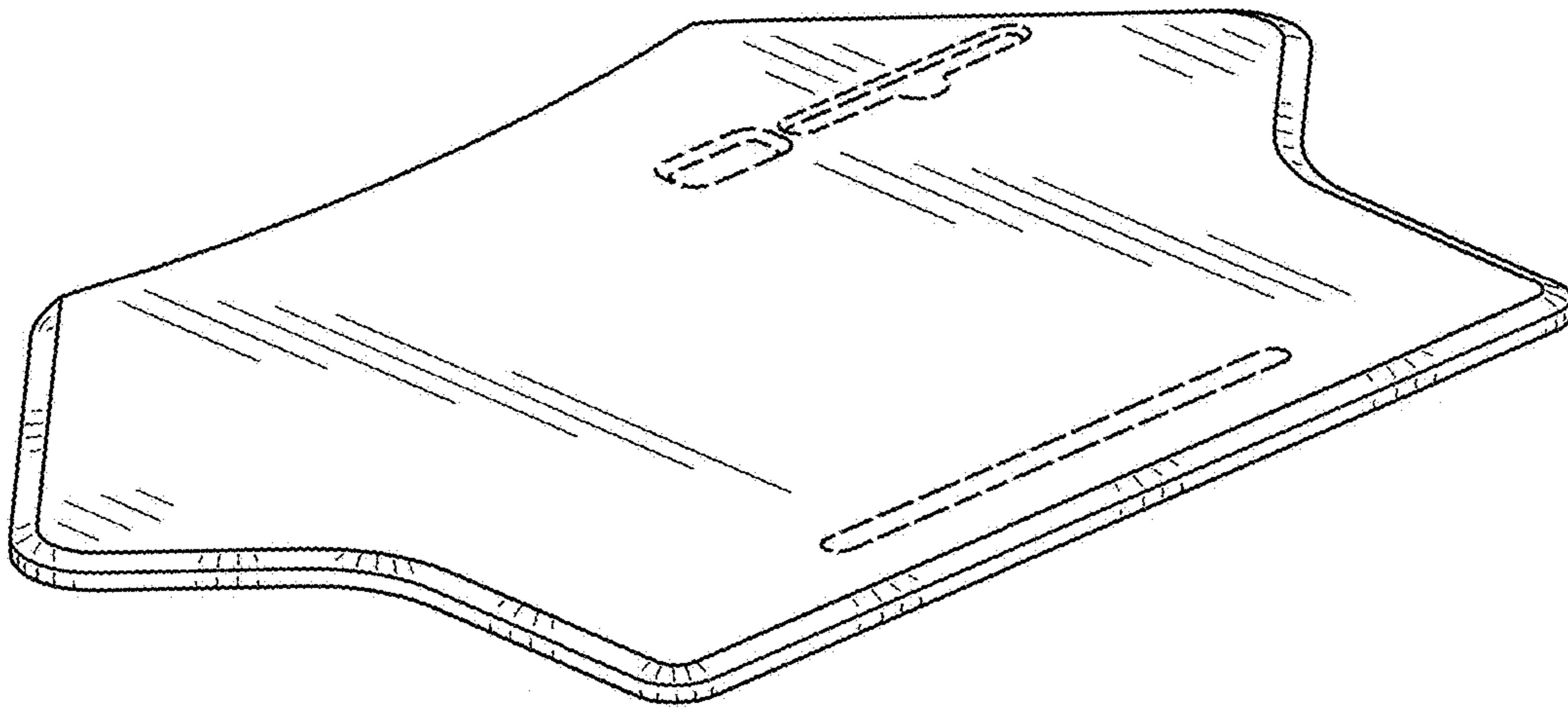


FIG. 1

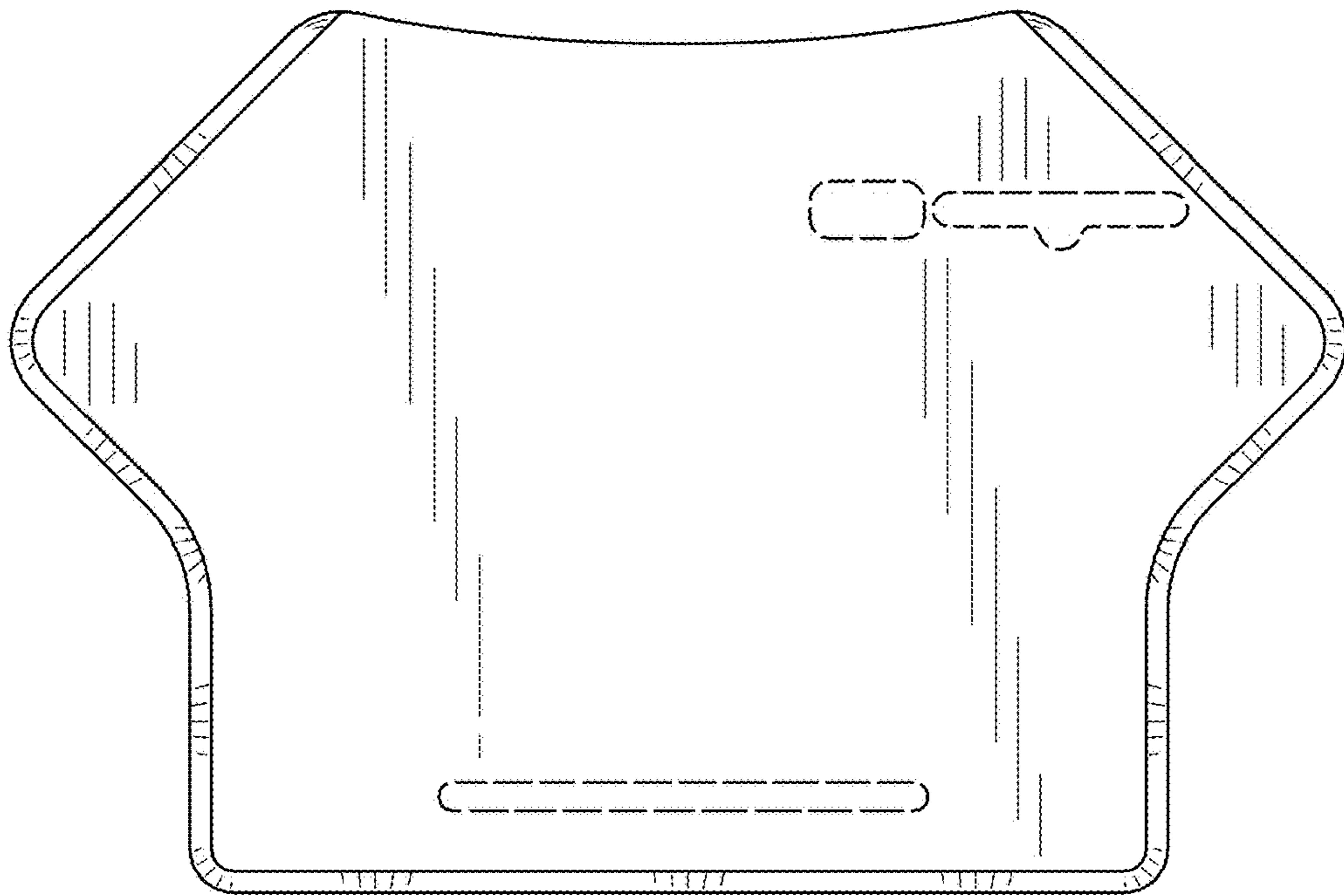


FIG. 2

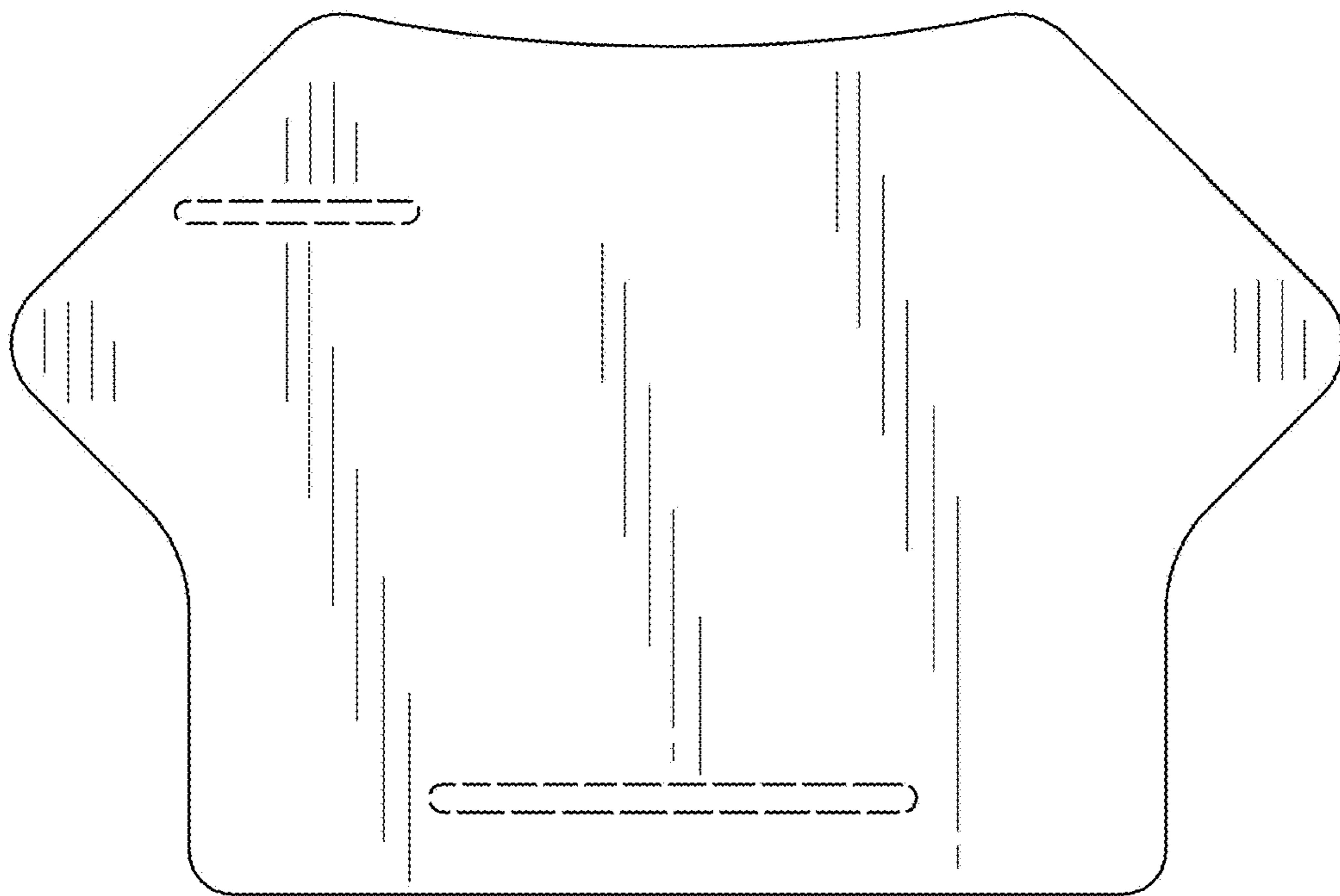


FIG. 3

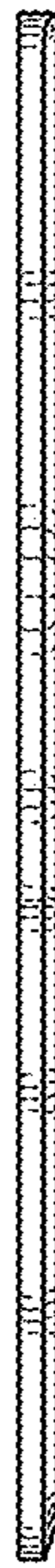


FIG. 4

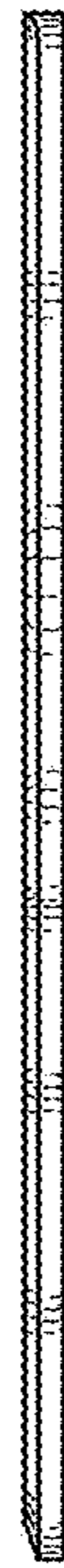


FIG. 5



FIG. 6




FIG. 7

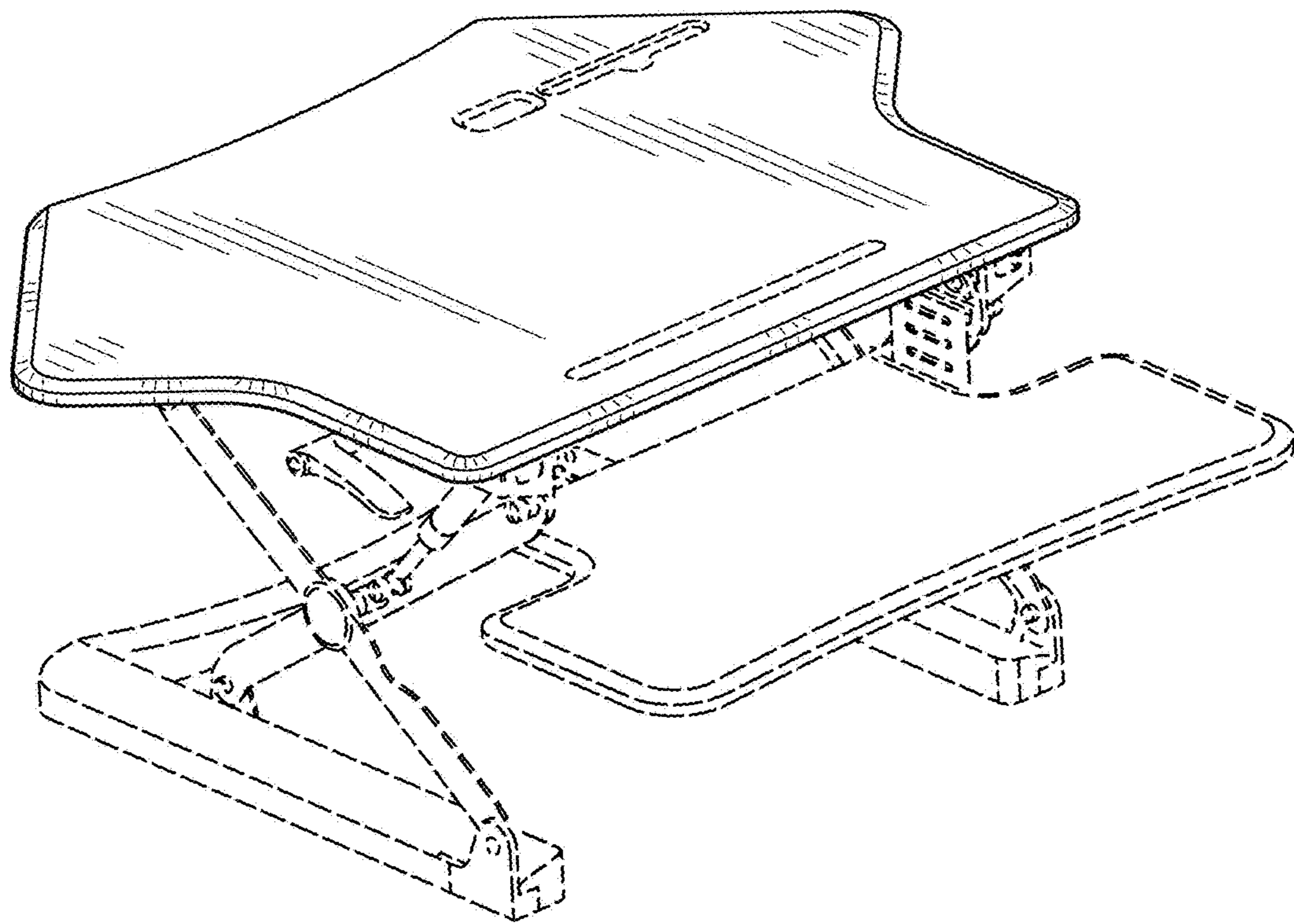


FIG. 8