



US00D848189S

(12) **United States Design Patent** (10) **Patent No.:** **US D848,189 S**
Harris (45) **Date of Patent:** **** May 14, 2019**

(54) **DRAWER FRONT**
(71) Applicant: **Holland House**, Indianapolis, IN (US)
(72) Inventor: **Charles Harris**, High Point, NC (US)
(73) Assignee: **Holland House**, Indianapolis, IN (US)
(**) Term: **15 Years**
(21) Appl. No.: **29/648,888**
(22) Filed: **May 24, 2018**
(51) **LOC (11) Cl.** **06-04**
(52) **U.S. Cl.**
USPC **D6/705.5**
(58) **Field of Classification Search**
USPC D6/663, 664, 664.1, 667, 671, 671.1,
D6/671.2, 671.3, 671.4, 705, 705.5
CPC A47B 17/04; A47B 47/03; A47B 67/00;
A47B 67/04; A47B 77/00; A47B 88/00;
A47B 88/40
See application file for complete search history.

(56) **References Cited**
U.S. PATENT DOCUMENTS
D335,409 S 5/1993 Kellems D6/510
D373,272 S 9/1996 Saunders D6/492
D385,443 S * 10/1997 Brunner D6/705.5
D390,733 S * 2/1998 Brunner D6/705.5
D398,795 S * 9/1998 Zapf D6/705.5
D404,945 S 2/1999 Simpkins et al. D6/510
D407,238 S 3/1999 Zaidman D6/446
D407,239 S 3/1999 Zaidman D6/446
D408,203 S 4/1999 D'Agaro et al. D6/628
D417,571 S 12/1999 Teufel et al. D6/510
D440,426 S 4/2001 Morrow D6/445
D441,221 S 5/2001 O'Hare et al. D6/446
D442,802 S 5/2001 Morrow D6/446

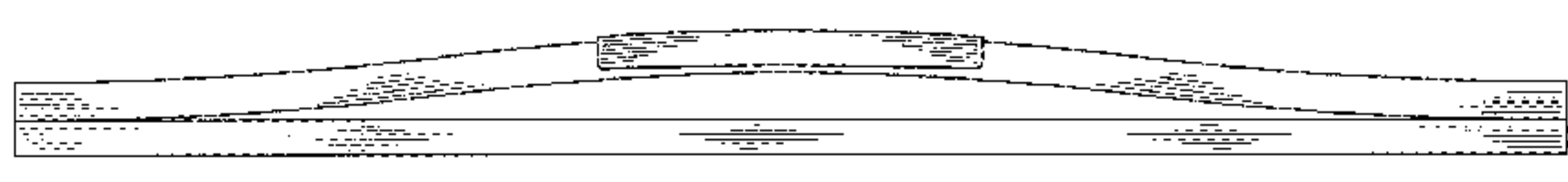
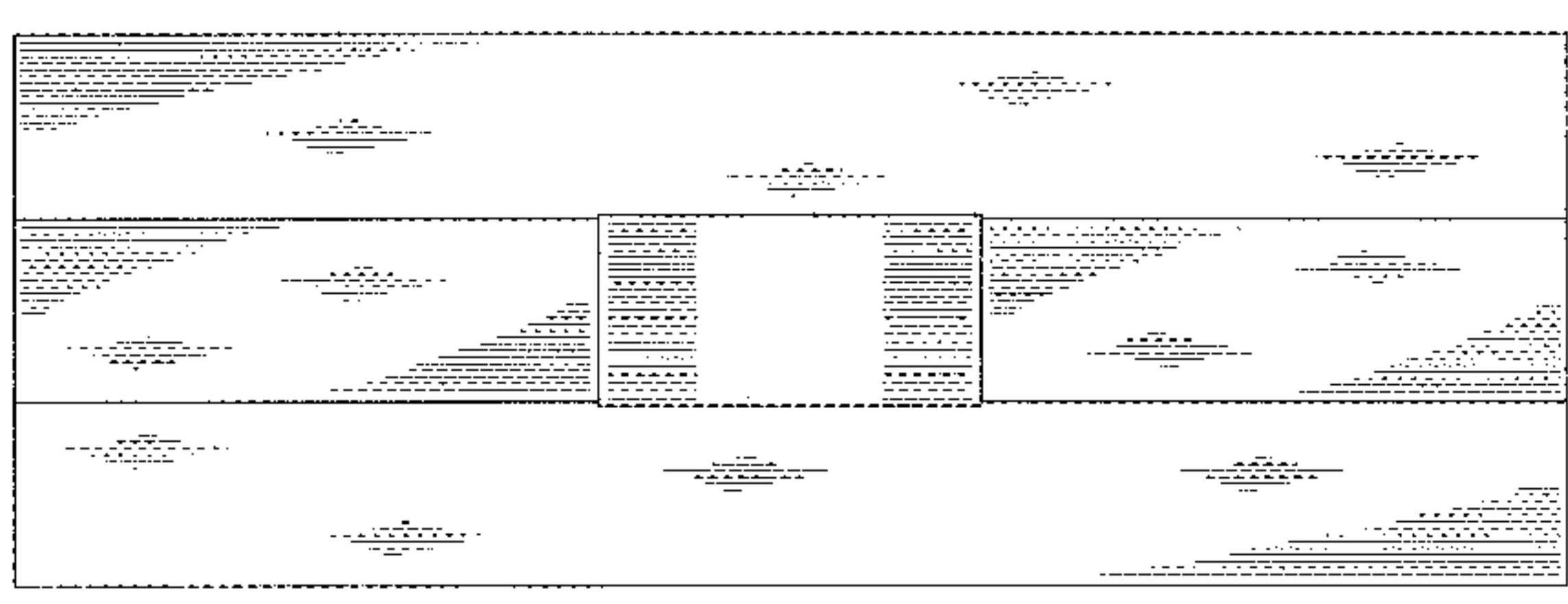
D448,586 S 10/2001 O'Hare et al. D6/446
D454,724 S 5/2002 Hoknson D6/441
D458,780 S 6/2002 Siepmann et al. D6/510
D483,206 S 12/2003 Schweikarth D6/510
D485,098 S * 1/2004 Harris D6/671
D502,821 S 3/2005 Mohundro D6/446
D504,258 S * 4/2005 Grossman D6/705.5
D504,259 S * 4/2005 Arceta D6/705.5
D511,254 S 11/2005 Draheim D6/446
D549,486 S 8/2007 Sheppard D6/446
D564,254 S 3/2008 Heublein D6/446
D565,874 S 4/2008 Oura et al. D6/510
D572,501 S 7/2008 Domack et al. D6/441
D588,834 S 3/2009 Holt D6/445
D599,145 S * 9/2009 Daino D6/705
D600,957 S 9/2009 Welch D6/510
D613,535 S * 4/2010 Everson D6/705.5
D623,435 S 9/2010 Najarian D6/446
D628,828 S 12/2010 Everson D6/446
D672,174 S * 12/2012 Artus D6/705

* cited by examiner
Primary Examiner — Mimosa De
(74) *Attorney, Agent, or Firm* — MacCord Mason PLLC

(57) **CLAIM**
The ornamental design for drawer front, as shown and described.

DESCRIPTION
FIG. 1 is a front perspective view of a drawer front showing my new design;
FIG. 2 is a top view thereof; and,
FIG. 3 is a left side view thereof; the right side view being a mirror image.
The surface or portion of the article not shown in the drawing or described in the specification forms no part of the claimed design.

1 Claim, 2 Drawing Sheets



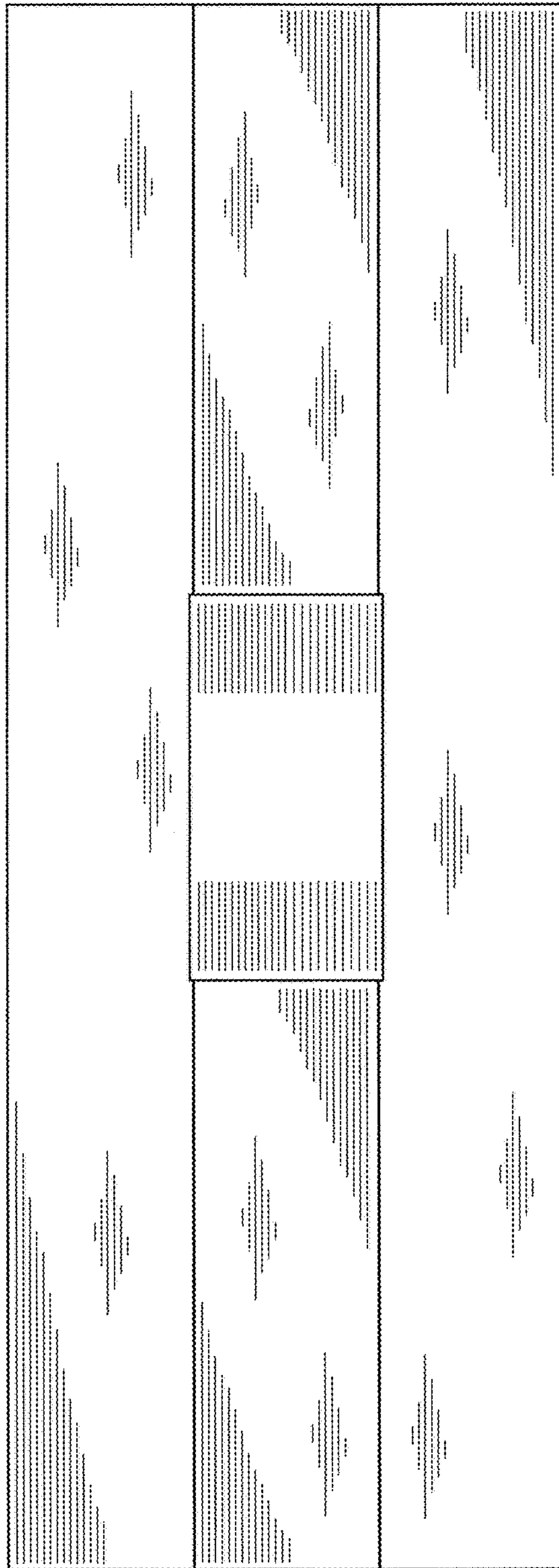


FIG. 1




FIG. 2




FIG. 3