



US00D848187S

(12) **United States Design Patent** (10) **Patent No.:** **US D848,187 S**
Lee (45) **Date of Patent:** **** May 14, 2019**

(54) **JEWELRY HOLDER**
(71) Applicant: **U.S. Acrylic, LLC**, Libertyville, IL (US)
(72) Inventor: **Monique M. Lee**, Vernon Hills, IL (US)
(73) Assignee: **U.S. Acrylic, LLC**, Libertyville, IL (US)
(**) Term: **15 Years**
(21) Appl. No.: **29/629,414**
(22) Filed: **Dec. 13, 2017**
(51) **LOC (11) Cl.** **06-06**
(52) **U.S. Cl.**
USPC **D6/681.1**
(58) **Field of Classification Search**
USPC D6/672, 673, 677.2, 677.5, 680, 680.3, D6/681, 681.1, 681.2, 681.3, 682.4, D6/682.5, 512, 566
CPC A47F 5/04; A47F 7/02; A47F 5/02; A47F 5/0876; A47F 5/10
See application file for complete search history.

(56) **References Cited**
U.S. PATENT DOCUMENTS
D55,642 S * 7/1920 Prini et al. D6/681.3
D122,170 S * 8/1940 McCann et al. D6/673
3,204,779 A * 9/1965 Warner A47F 5/13
211/182
3,339,745 A * 9/1967 Sugerman A47F 7/02
211/85.2
D244,810 S * 6/1977 Patterson D6/680.2
4,076,126 A * 2/1978 Gilmour A47F 5/04
211/125
4,121,720 A * 10/1978 Hayes A47F 5/0892
211/113

D280,579 S * 9/1985 Brown D6/681.1
4,775,053 A * 10/1988 Geiger A47F 7/02
211/85.2
D299,805 S * 2/1989 Pifher D6/681.1
D303,193 S * 9/1989 Rimer D6/569
4,936,466 A * 6/1990 Nava A47F 7/02
206/566
D325,887 S * 5/1992 Vodhanel, Jr. D11/118
D338,127 S * 8/1993 Bass D6/570
5,337,904 A * 8/1994 Goldberg A47F 5/04
211/26.1
D360,547 S * 7/1995 Chaparro D6/682.6
D391,706 S * 3/1998 Malcolm 211/205
D394,564 S * 5/1998 Haney D25/126
D394,762 S * 6/1998 Greiner D6/657
D394,918 S * 6/1998 Gillmore D28/73
5,762,184 A * 6/1998 Greiner A47F 5/10
206/6.1
D395,768 S * 7/1998 Greiner D6/657
D396,363 S * 7/1998 Skrum D6/682.2
D398,789 S * 9/1998 Warshawsky D6/682.6
5,931,319 A * 8/1999 Murphy A47F 7/02
211/85.2

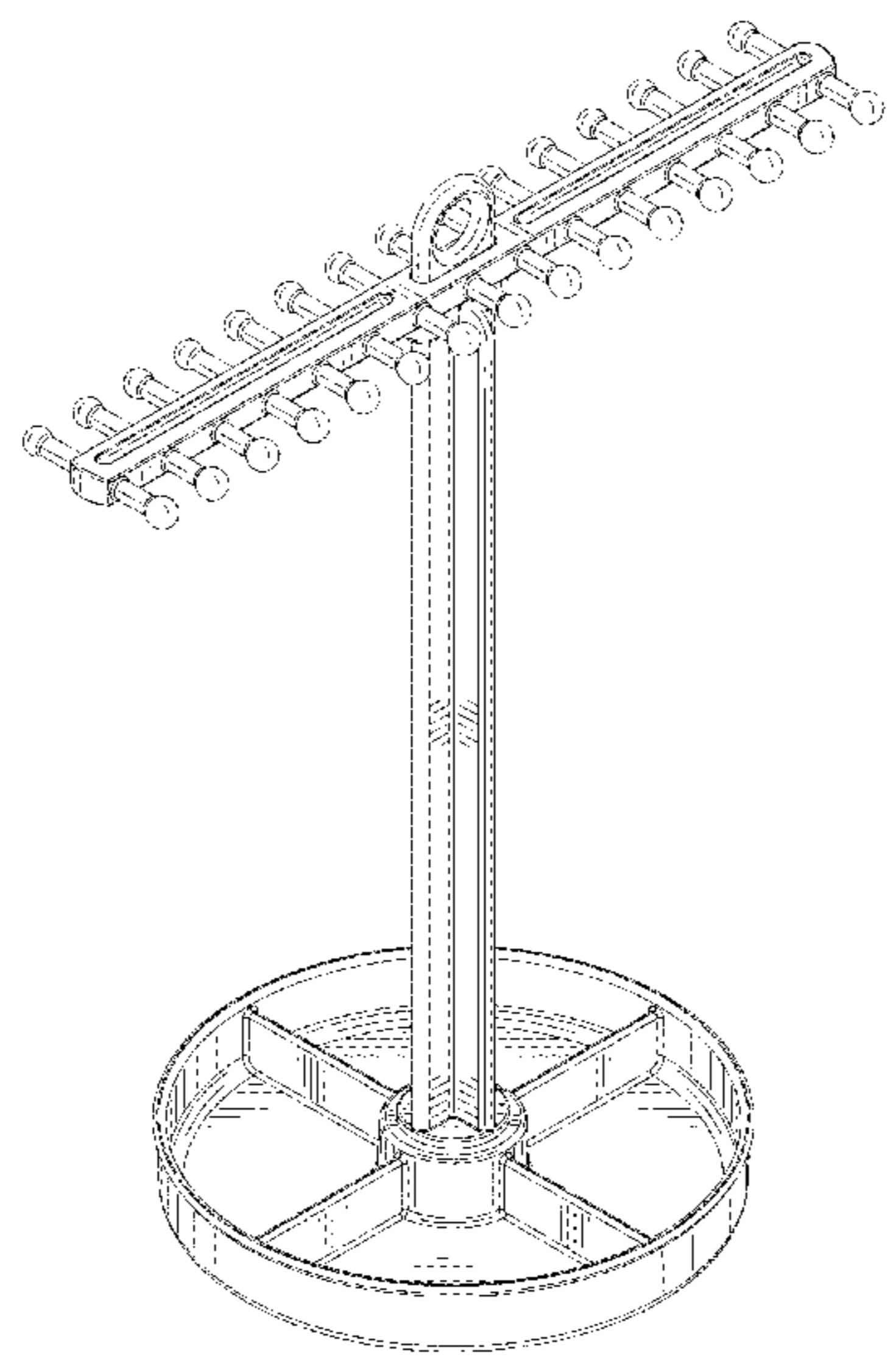
(Continued)

Primary Examiner — John Windmuller
Assistant Examiner — Steven J Czyz
(74) *Attorney, Agent, or Firm* — Fitch, Even, Tabin & Flannery LLP

(57) **CLAIM**
I claim the ornamental design for a jewelry holder, as shown and described.

DESCRIPTION
FIG. 1 is a perspective view of a jewelry holder;
FIG. 2 is a front elevation view thereof;
FIG. 3 is a rear elevation view thereof;
FIG. 4 is a left side view thereof;
FIG. 5 is a right side view thereof; and,
FIG. 6 is a top view thereof.

1 Claim, 6 Drawing Sheets



(56)

References Cited

U.S. PATENT DOCUMENTS

6,158,578 A * 12/2000 Greiner A47F 5/10
206/6.1
6,206,208 B1 * 3/2001 Dennig A47F 7/02
211/85.2
D458,770 S * 6/2002 Walter D6/681.1
D459,106 S * 6/2002 Walter D6/681.1
D536,906 S * 2/2007 Robbins, III D6/681.3
D563,694 S * 3/2008 Mitchell D6/682.6
D574,165 S * 8/2008 Kornowski D6/681.3
D610,370 S * 2/2010 Quan D6/681.3
D610,834 S * 3/2010 Talmon D6/681.2
7,891,506 B2 * 2/2011 Kornowski A45C 11/16
211/163
D662,725 S * 7/2012 Hill D6/662
9,107,514 B1 * 8/2015 Morieras A47F 7/02
9,131,789 B1 * 9/2015 Williams A47F 7/02
D789,707 S * 6/2017 Porisky D6/569

* cited by examiner

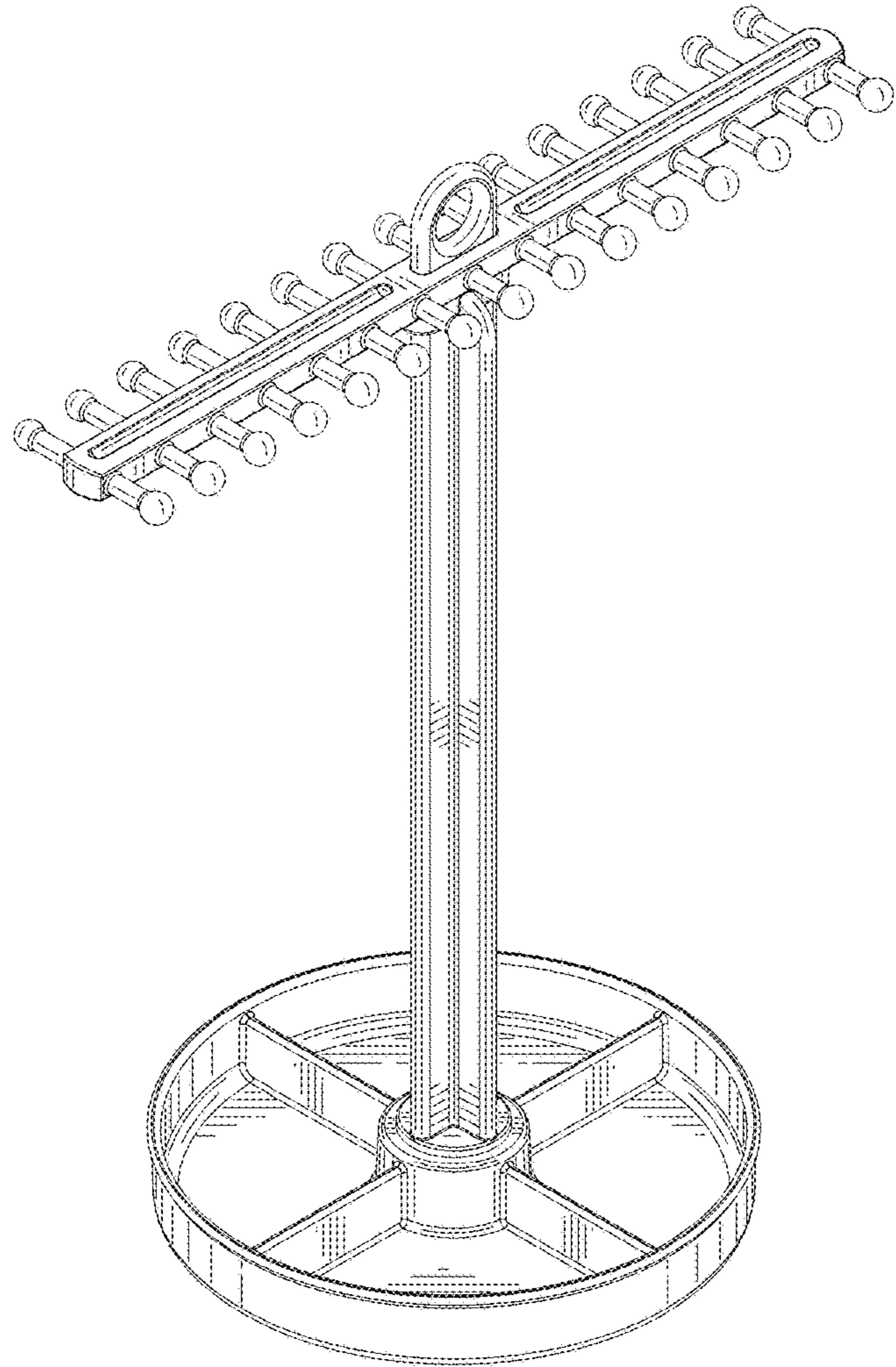


FIG. 1

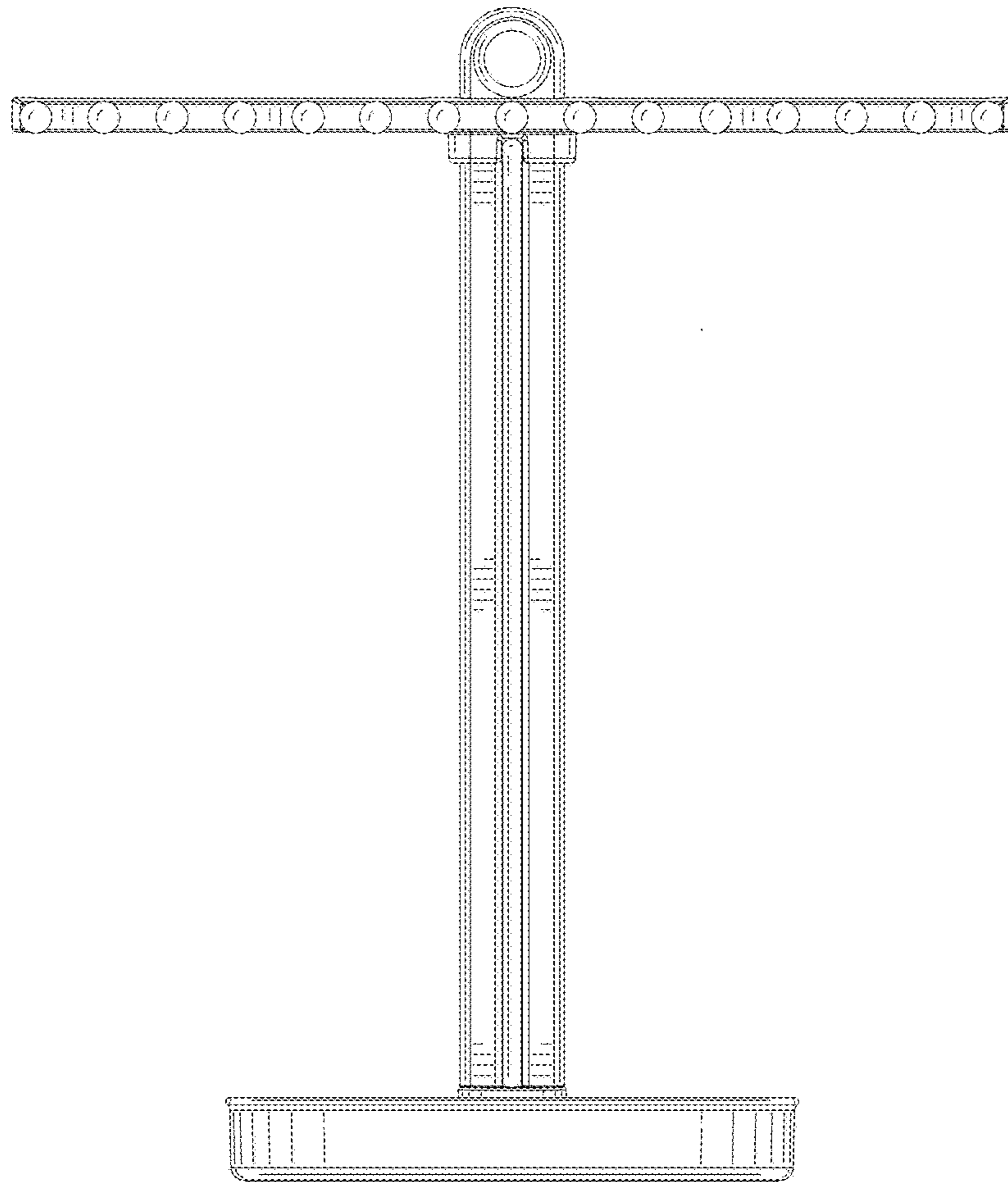


FIG. 2

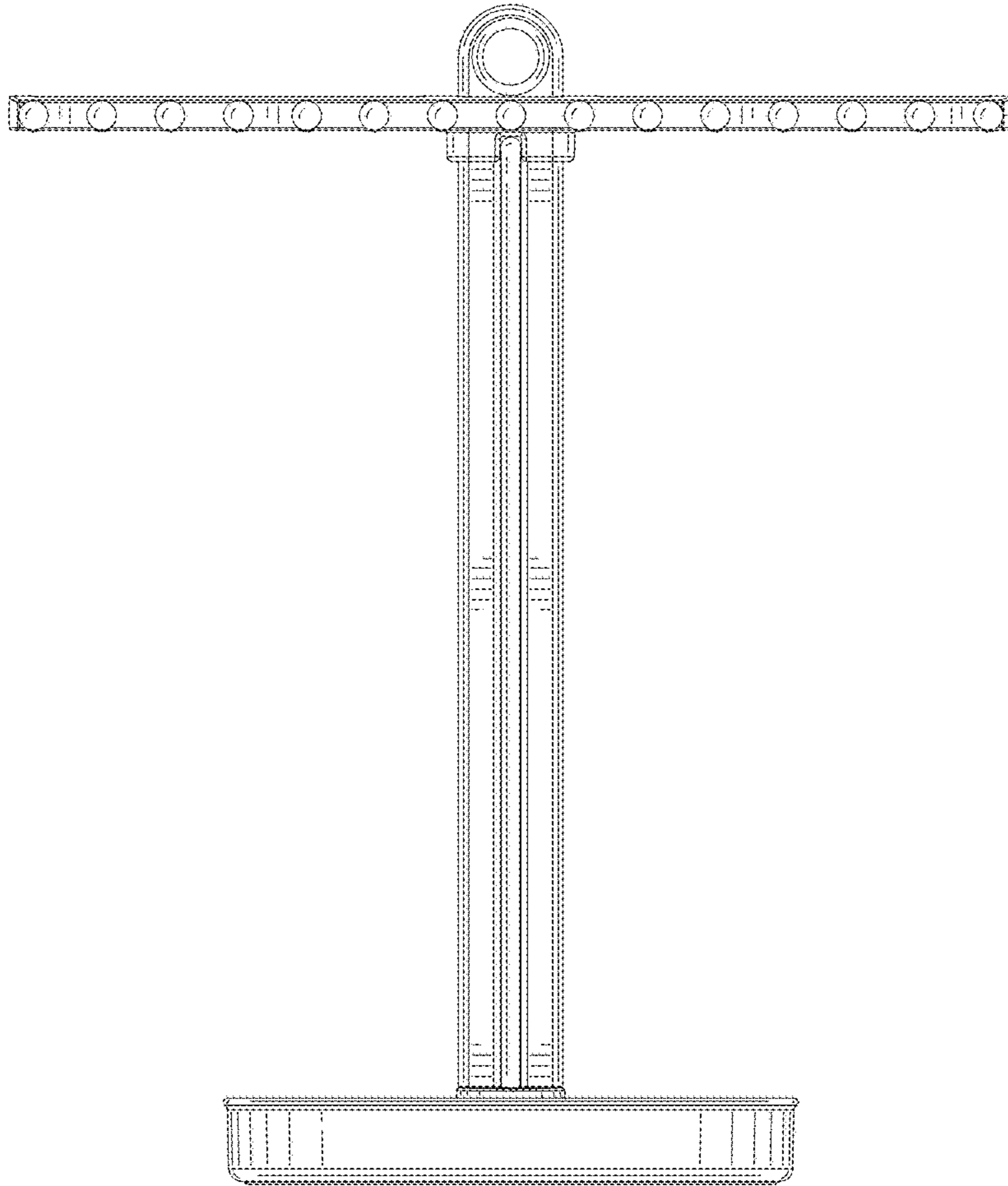


FIG. 3

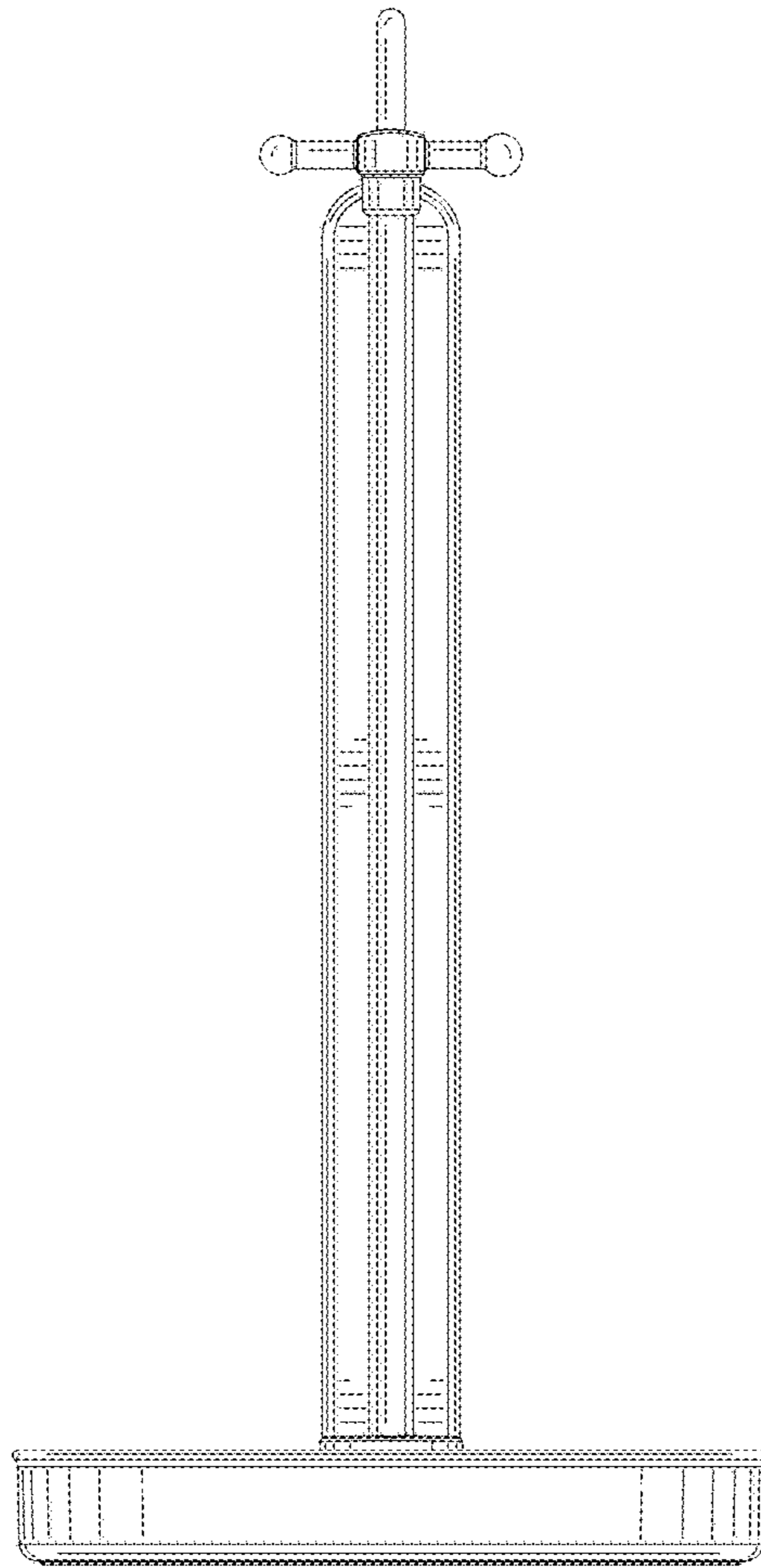


FIG. 4

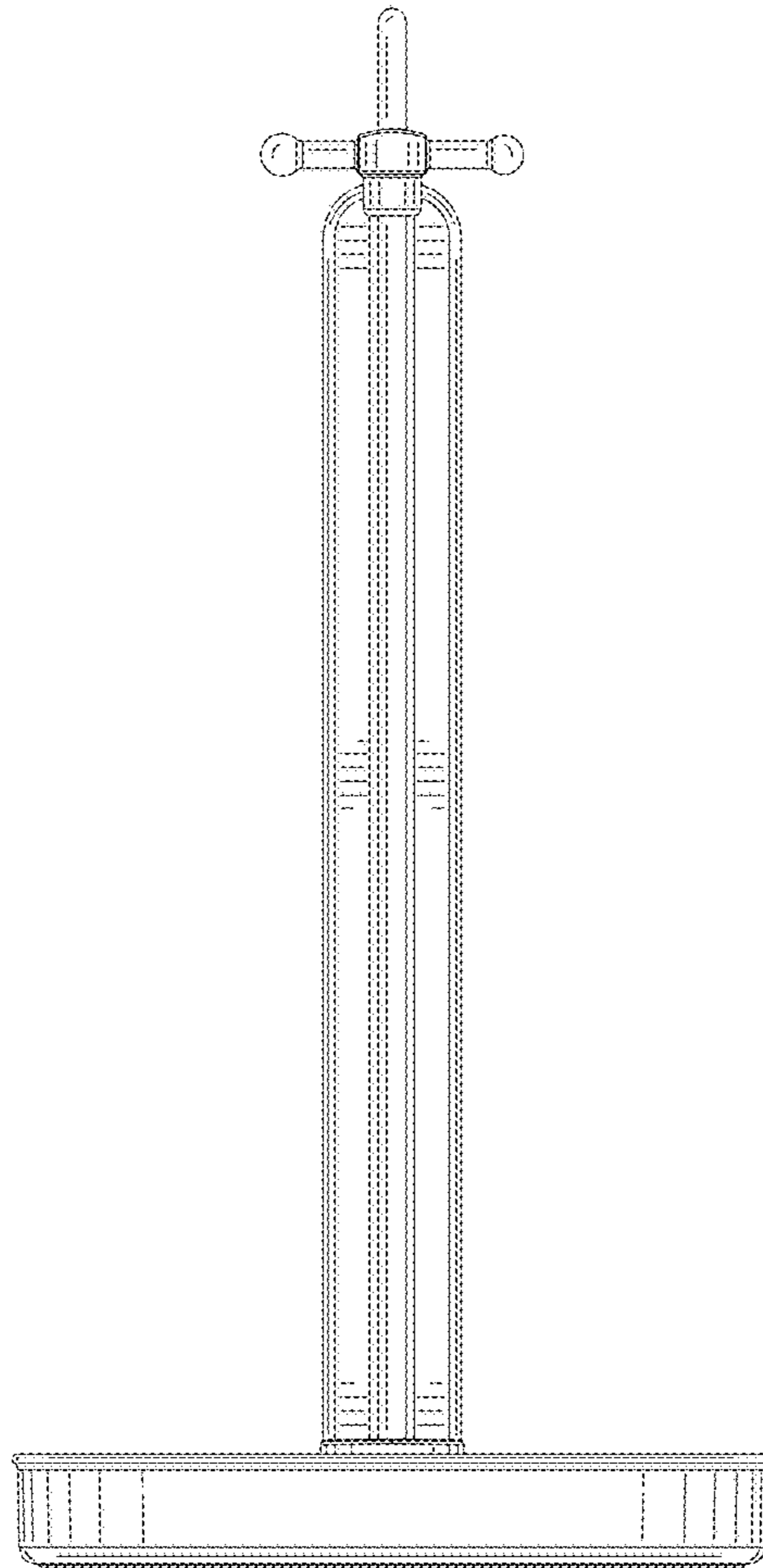


FIG. 5

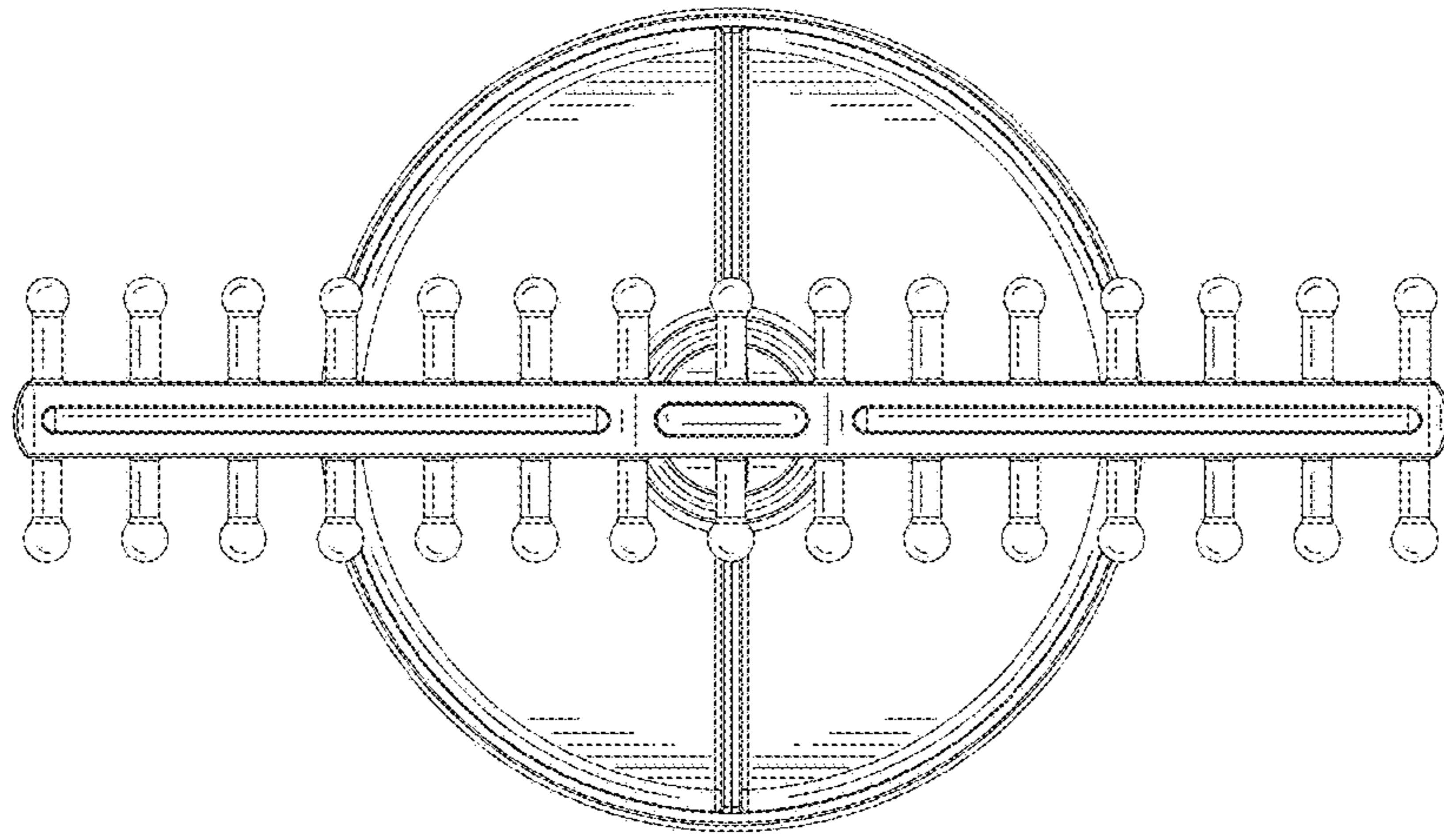


FIG. 6