



US00D848186S

(12) **United States Design Patent** (10) **Patent No.:** **US D848,186 S**  
**Crowe** (45) **Date of Patent:** **\*\* May 14, 2019**

- (54) **PRODUCT DISPLAY UNIT**
- (71) Applicant: **Lee Lunsford Crowe**, Henrico, VA (US)
- (72) Inventor: **Lee Lunsford Crowe**, Henrico, VA (US)
- (73) Assignee: **Evergreen Enterprises of Virginia, LLC**, Richmond, VA (US)
- (\*\*) Term: **15 Years**
- (21) Appl. No.: **29/613,611**
- (22) Filed: **Aug. 11, 2017**
- (51) **LOC (11) Cl.** ..... **06-06**
- (52) **U.S. Cl.**  
USPC ..... **D6/675.1**
- (58) **Field of Classification Search**  
USPC ..... D6/315, 329, 672, 673, 675, 675.1, 682, D6/512  
CPC ..... A47B 47/00; A47B 47/0058; A47B 47/06; A47F 5/00; A47F 5/0018; A47F 5/0062; A47F 3/00  
See application file for complete search history.

D637,421 S *	5/2011	Theisen	.....	D6/675.1
D637,422 S *	5/2011	Theisen	.....	D6/675.1
D686,011 S *	7/2013	Credle	.....	D6/699
D712,181 S *	9/2014	Martell	.....	D6/675.1
D722,242 S *	2/2015	Feldman	.....	D6/672
D730,662 S *	6/2015	Trinh	.....	D6/672
D739,669 S *	9/2015	Mason	.....	D6/675.1
D743,191 S *	11/2015	Clark	.....	D6/675
D761,599 S *	7/2016	Mason	.....	D6/675.1
D790,261 S *	6/2017	Rogers	.....	D6/675.1
D793,777 S *	8/2017	Johnson	.....	D6/675.1
D794,983 S *	8/2017	Peota	.....	D6/675.1
D821,116 S *	6/2018	Hamm	.....	D6/657
D823,030 S *	7/2018	Theisen	.....	D6/675

\* cited by examiner

*Primary Examiner* — Kelley A Donnelly  
(74) *Attorney, Agent, or Firm* — Jordan IP Law, LLC;  
Todd A. Vaughn

(57) **CLAIM**


The ornamental design for a product display unit, as shown and described.


**DESCRIPTION**

FIG. 1 is a front perspective view of a product display unit; FIG. 2 is a side perspective view of the product display unit; FIG. 3 is a front view of the product display unit; FIG. 4 is a rear view of the product display unit; FIG. 5 is a right side view of the product display unit; FIG. 6 is a left side view of the product display unit; FIG. 7 is a top view of the product display unit; and, FIG. 8 is a bottom view of the product display unit. Any broken lines of the FIGURES are illustrative and depict environment; therefore, they form no part of the claimed design. Additionally, in some embodiments, any non-oblique line shading is meant to show contour of represented surfaces, not surface ornamentation.


- (56) **References Cited**  
U.S. PATENT DOCUMENTS
- 4,377,241 A \* 3/1983 Schreiner ..... A47F 5/0025 108/55.1
- D334,495 S \* 4/1993 Bustos ..... D15/83
- D336,183 S \* 6/1993 Klein, III ..... D34/23
- D363,623 S \* 10/1995 Rushing ..... D6/675.1
- D382,732 S \* 8/1997 Kearney ..... D6/678.1
- D400,738 S \* 11/1998 Bustos ..... D6/672
- D413,211 S \* 8/1999 Baluk ..... D6/699.2
- 5,947,307 A \* 9/1999 Battaglia ..... A47F 5/13 108/108
- D572,045 S \* 7/2008 Weigand ..... D6/675.1

**1 Claim, 8 Drawing Sheets**

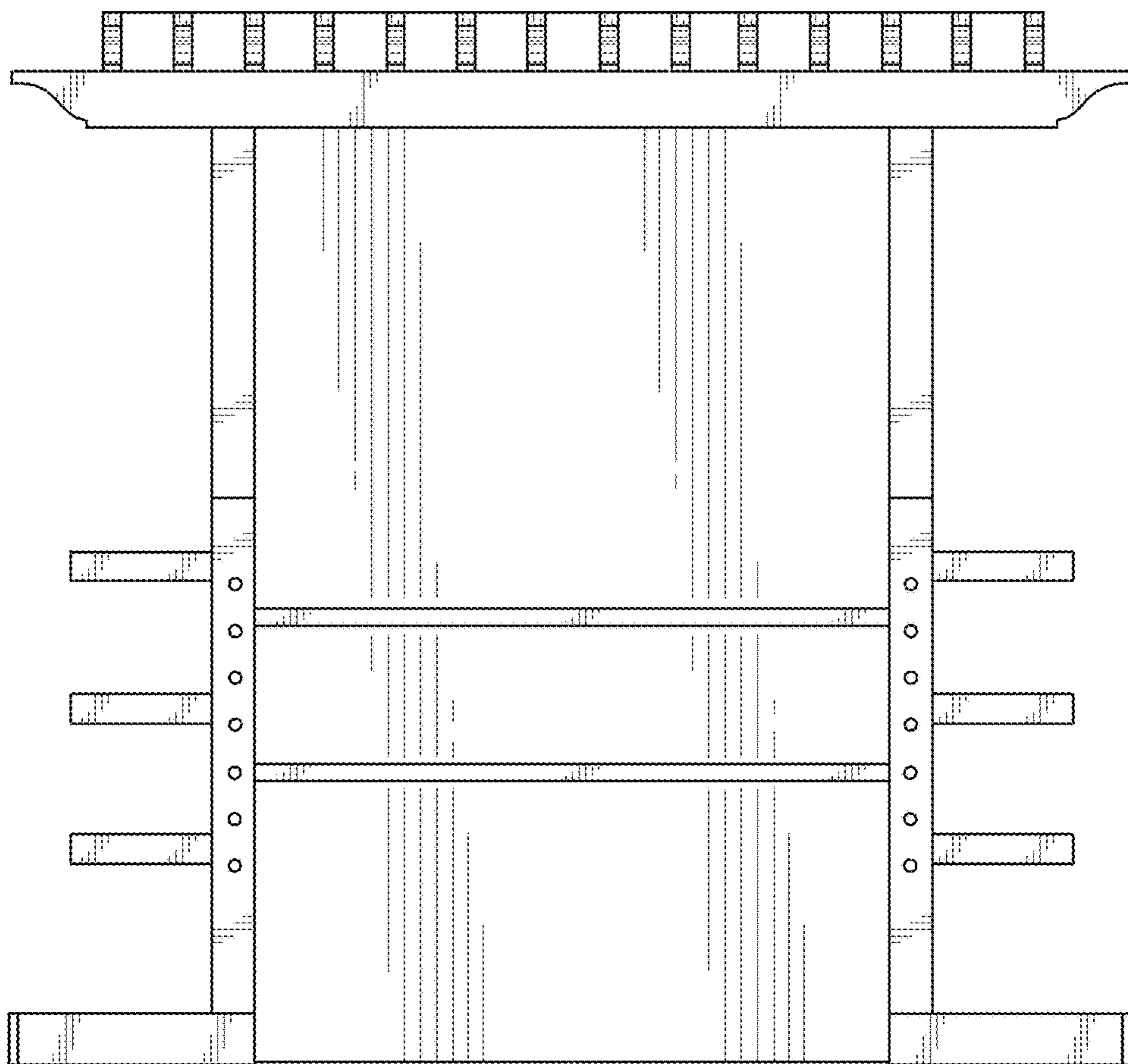




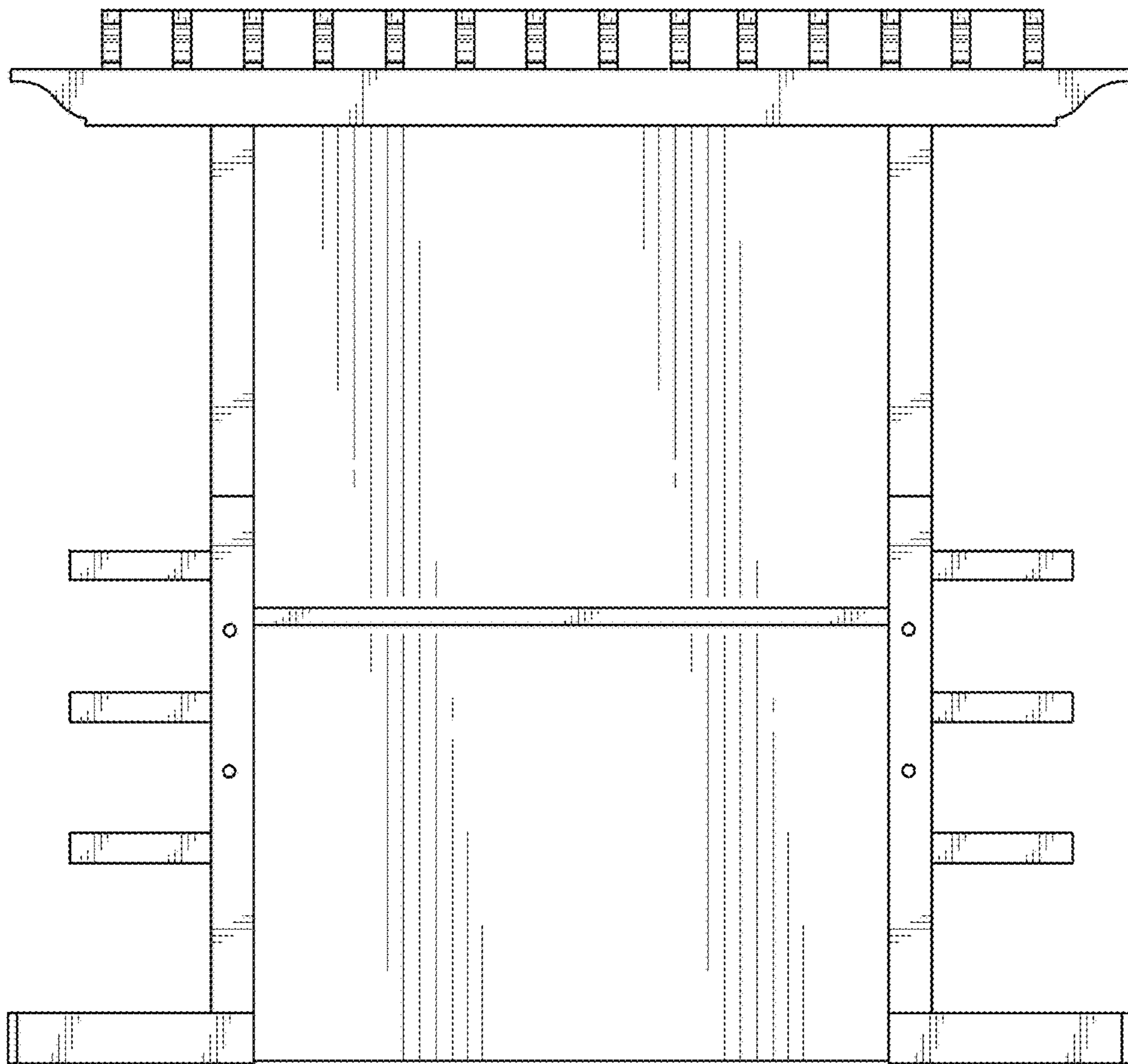
**FIG. 1**



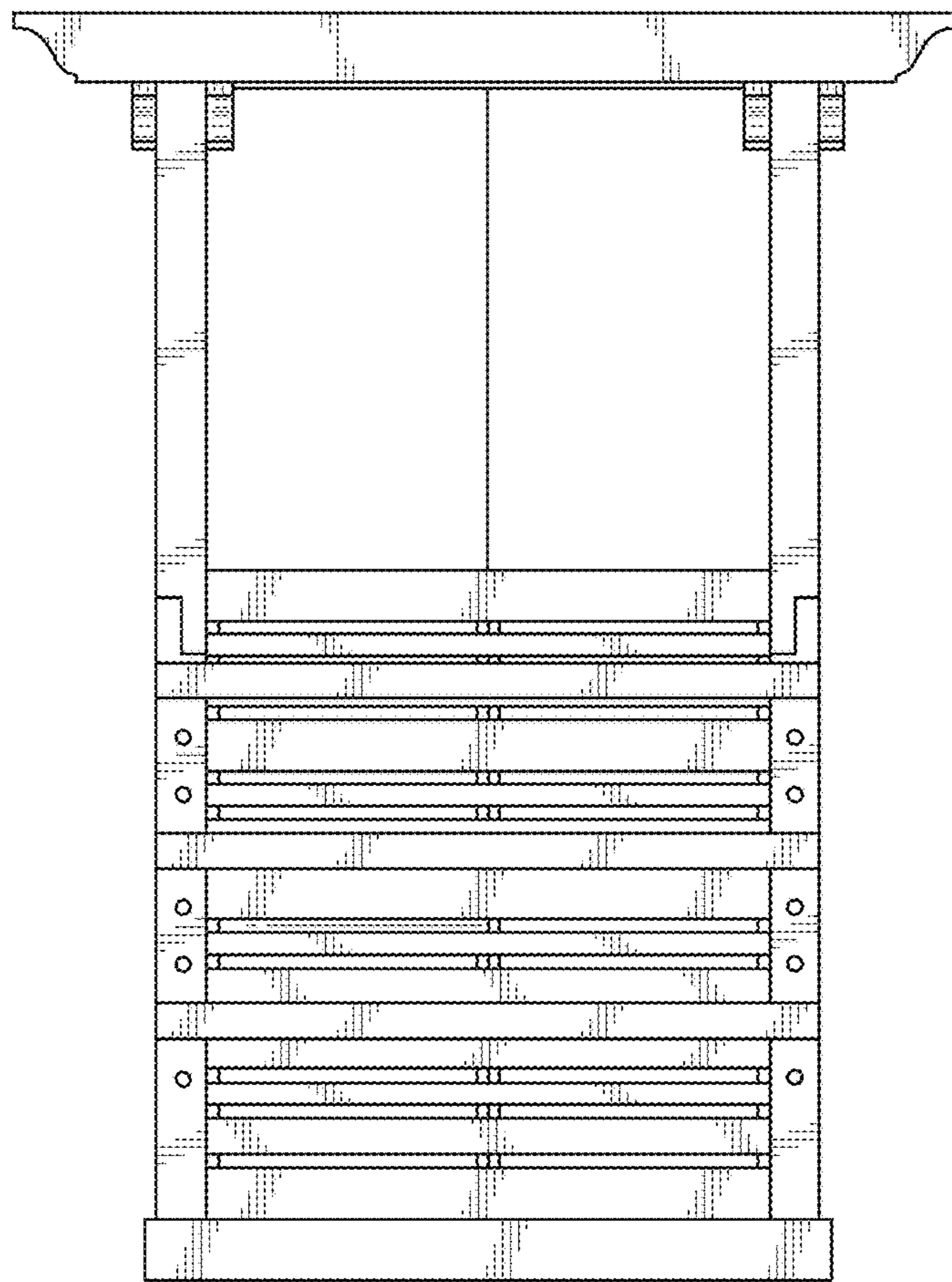
**FIG. 2**



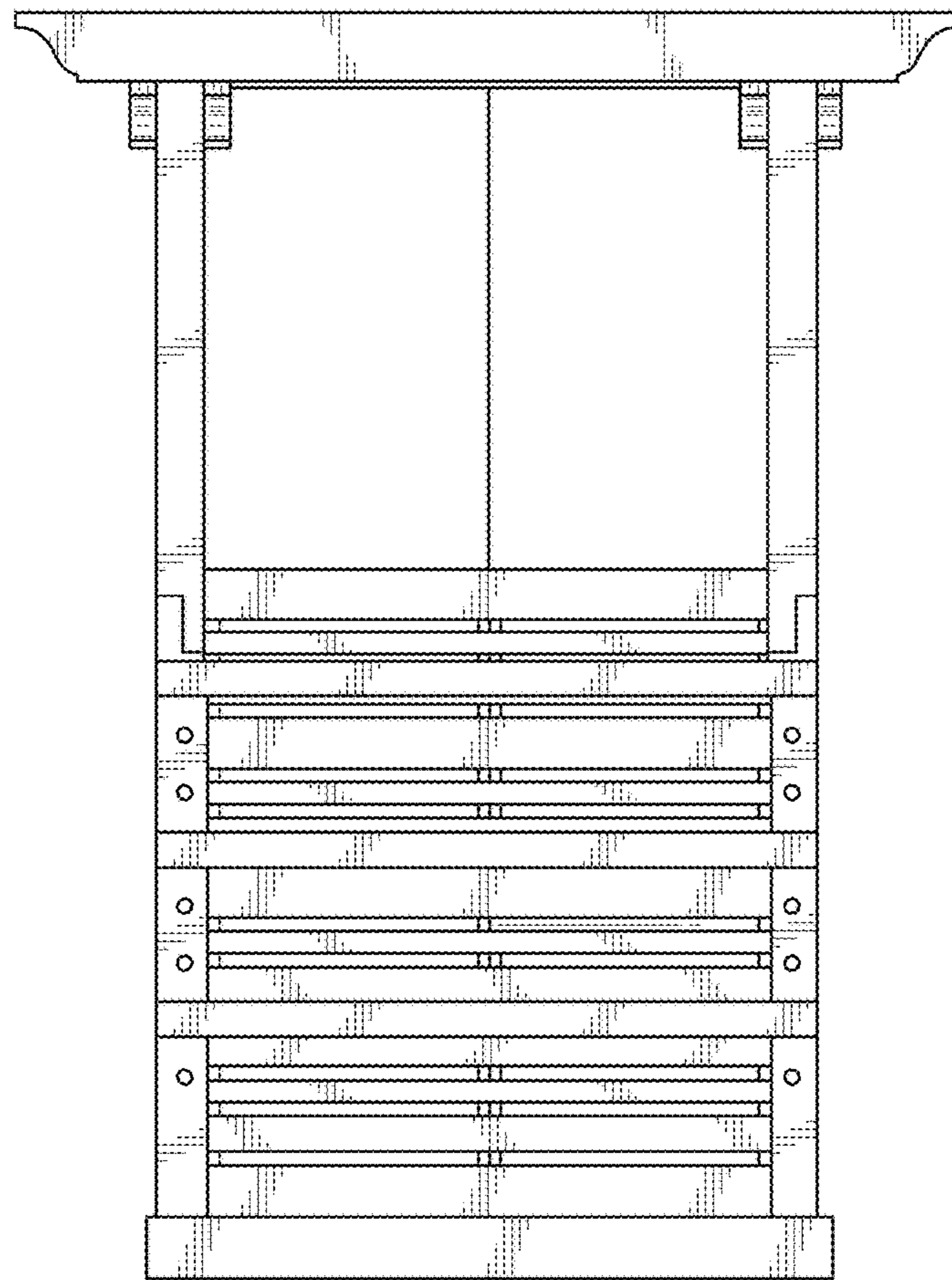
**FIG. 3**



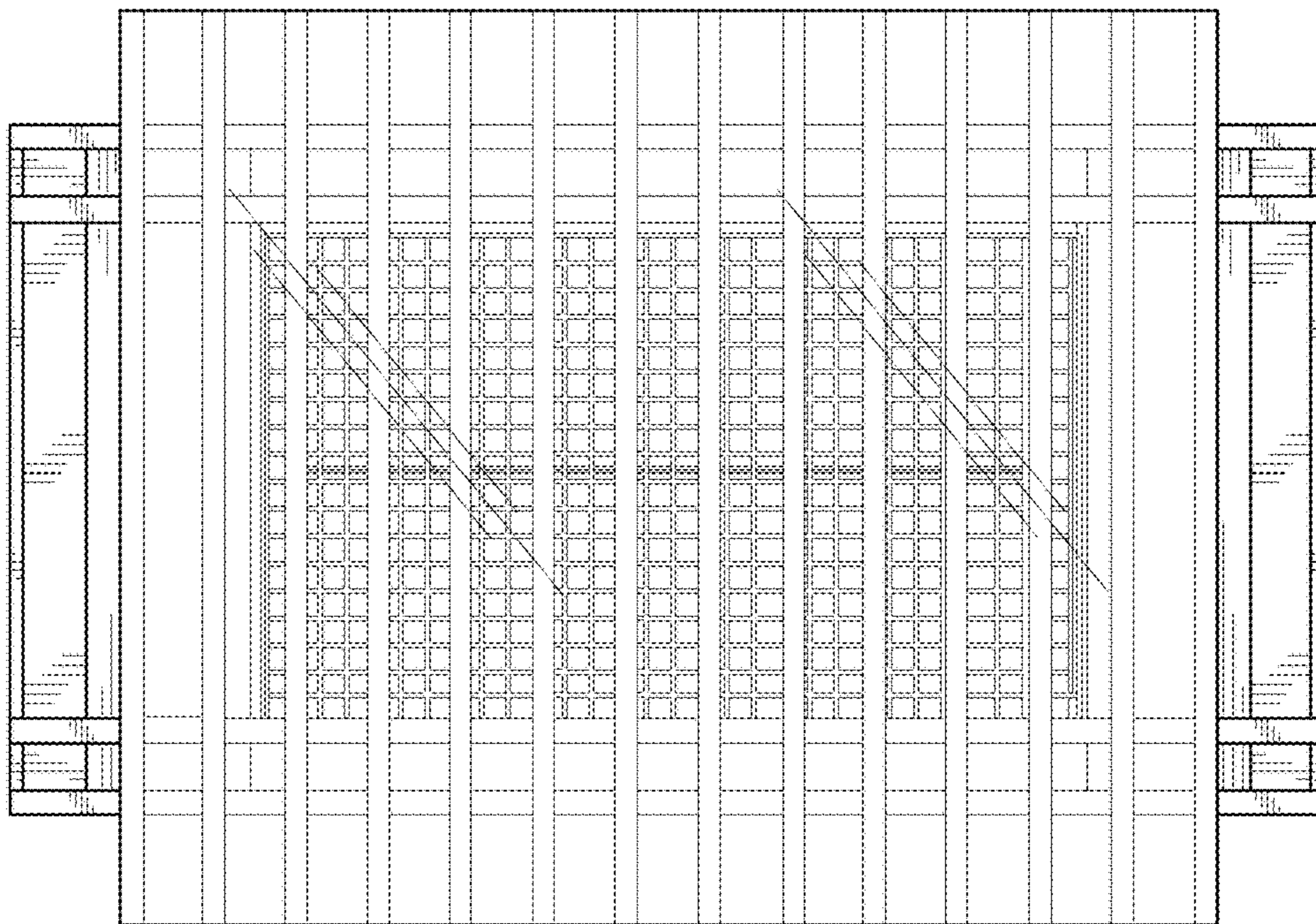
**FIG. 4**



**FIG. 5**

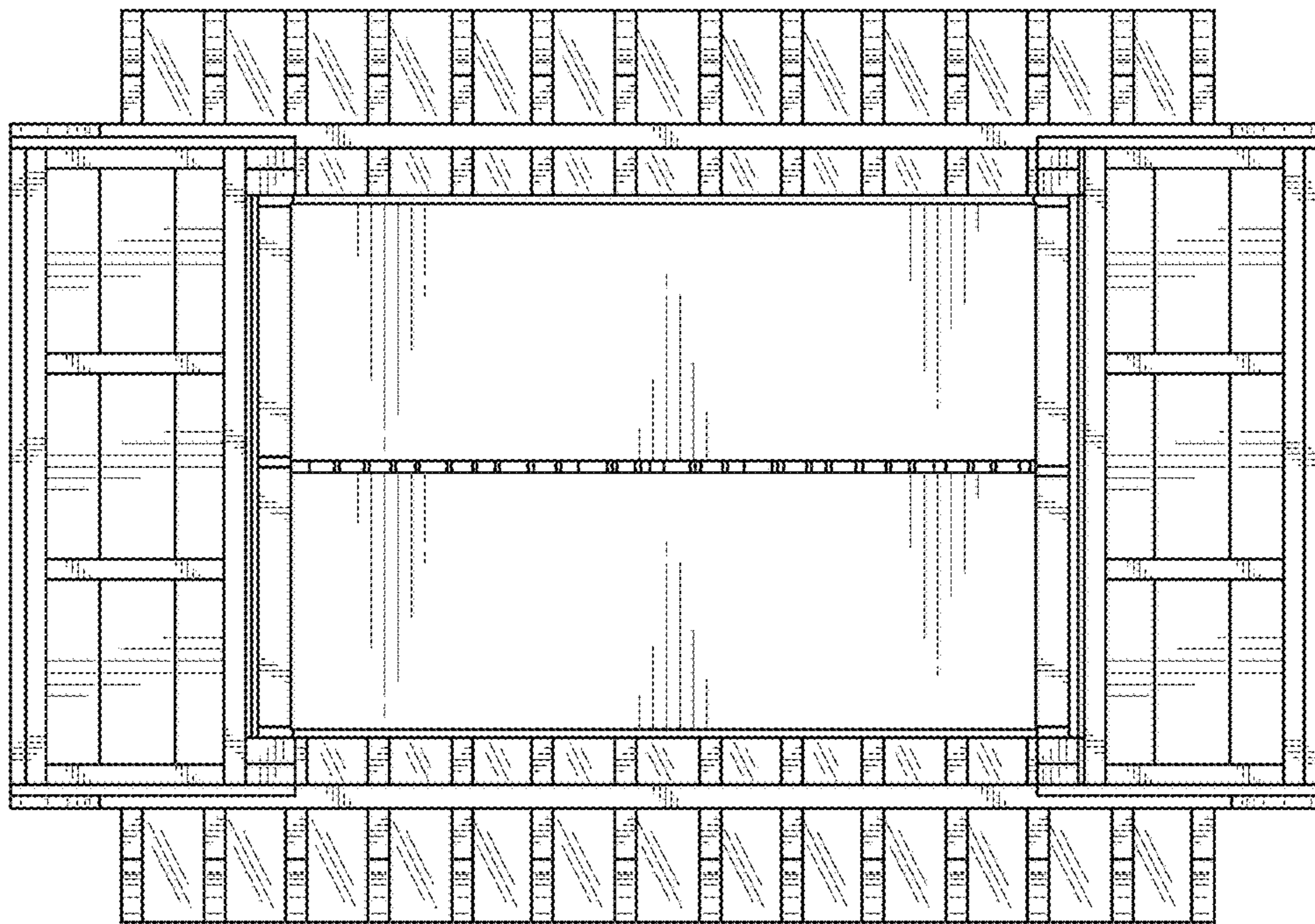


**FIG. 6**



**FIG. 7**





**FIG. 8**