



US00D848184S

(12) **United States Design Patent** (10) **Patent No.:** **US D848,184 S**
Campbell et al. (45) **Date of Patent:** **** May 14, 2019**

(54) **LINEN HUTCH**

(71) Applicant: **Signature Healthcare, LLC**,
Louisville, KY (US)

(72) Inventors: **Clay Campbell**, Shelbyville, KY (US);
Jack D. Ferrell, Florence, KY (US);
Sidney Medlock, Portland, TN (US)

(73) Assignee: **Signature Healthcare, LLC**,
Louisville, KY (US)

D319,230 S * 8/1991 Sugiyama D14/126
D337,454 S * 7/1993 Short D6/661
D346,078 S * 4/1994 Schulman D6/651.2
D372,136 S * 7/1996 Walters, III D6/671.1
D391,096 S * 2/1998 Neufeld D6/660
D410,346 S * 6/1999 Kerr D6/664
D510,211 S * 10/2005 Welborn, Jr. D6/703.2
D549,000 S * 8/2007 Domack D6/662.1
D567,535 S * 4/2008 Hentschker D6/675
D588,385 S * 3/2009 Domack D6/657
D590,643 S * 4/2009 Domack D6/657
D591,079 S * 4/2009 Singler D6/657
D684,396 S * 6/2013 Stukenberg D6/657
D720,556 S * 1/2015 Mayer D6/657

(**) Term: **15 Years**

* cited by examiner

(21) Appl. No.: **29/616,666**

Primary Examiner — Kevin K Rudzinski

(22) Filed: **Sep. 7, 2017**

Assistant Examiner — Paul D Bohannon

(51) **LOC (11) Cl.** **06-04**

(74) *Attorney, Agent, or Firm* — David W. Carrithers;
Carrithers Law Office, PLLC

(52) **U.S. Cl.**

USPC **D6/662.1**

(58) **Field of Classification Search**

USPC D6/336, 349, 350, 352, 353, 355, 362,
D6/657, 660, 663, 667, 668.1, 669, 671,
D6/671.1, 671.2, 672, 675; D21/521

CPC A47B 5/04; A47C 3/0255; A47C 4/022;
A47C 4/03; A47C 4/04; A47C 7/26;
A47C 7/405; A47C 11/00; A47C 31/11;

Y10T 403/38

See application file for complete search history.

(56) **References Cited**

U.S. PATENT DOCUMENTS

D123,604 S * 11/1940 Siebenthaler D6/662
D237,129 S * 10/1975 Kempe D6/662.1
D240,688 S * 7/1976 Zagaroli D6/662.1
D282,986 S * 3/1986 Keller D6/664
D295,702 S * 5/1988 Huffstetler D6/661

(57) **CLAIM**

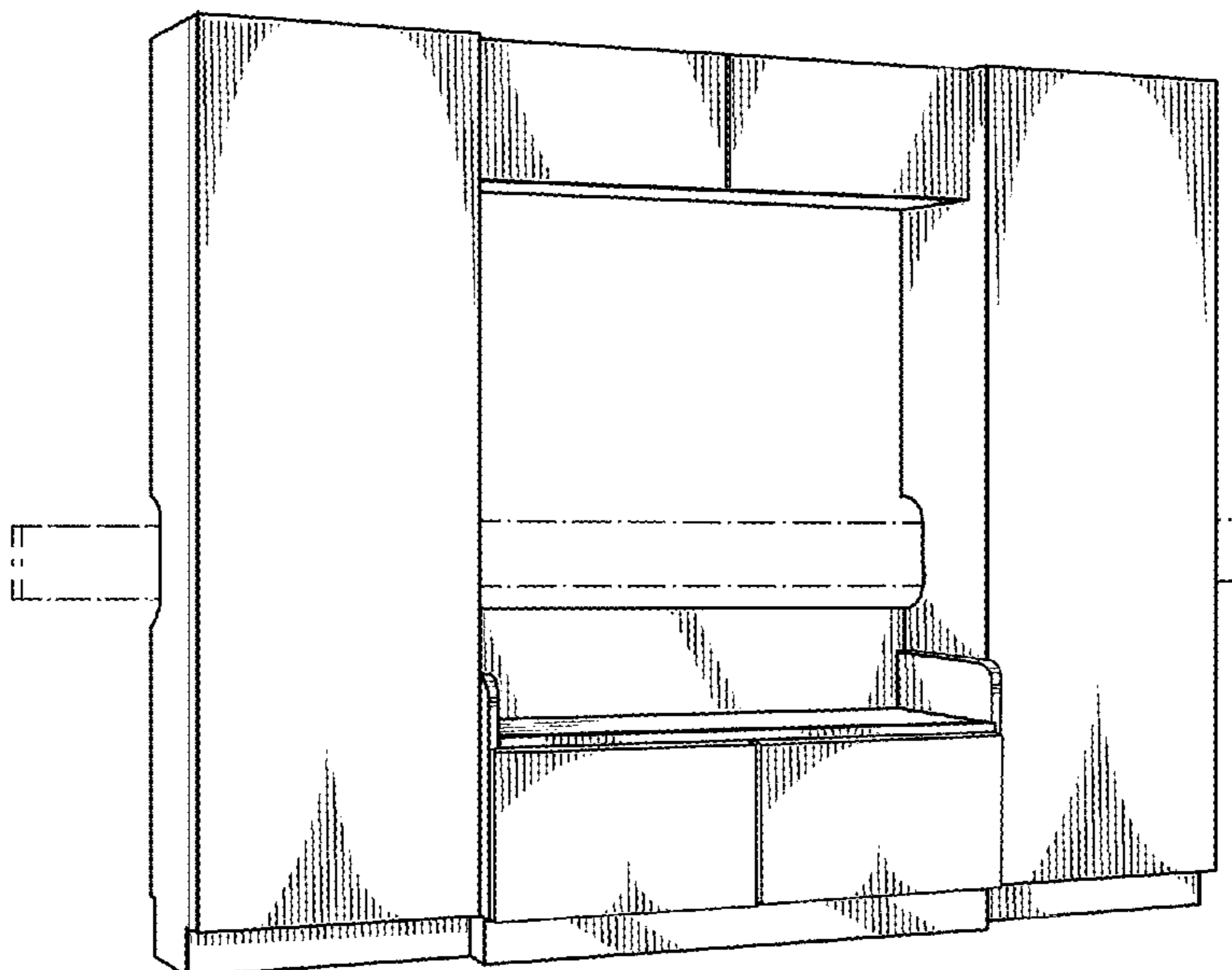
The ornamental design for a linen hutch, as shown and described.

DESCRIPTION

FIG. 1 is a perspective view of a linen hutch showing my new design;
FIG. 2 is a front plan view thereof;
FIG. 3 is a rear plan view thereof;
FIG. 4 is a left side view thereof;
FIG. 5 is a right side view thereof;
FIG. 6 is a top plan view thereof; and,
FIG. 7 is a bottom plan view thereof.

The broken lines shown in the drawings represent portions of the linen hutch that form no part of the claimed design.

1 Claim, 3 Drawing Sheets



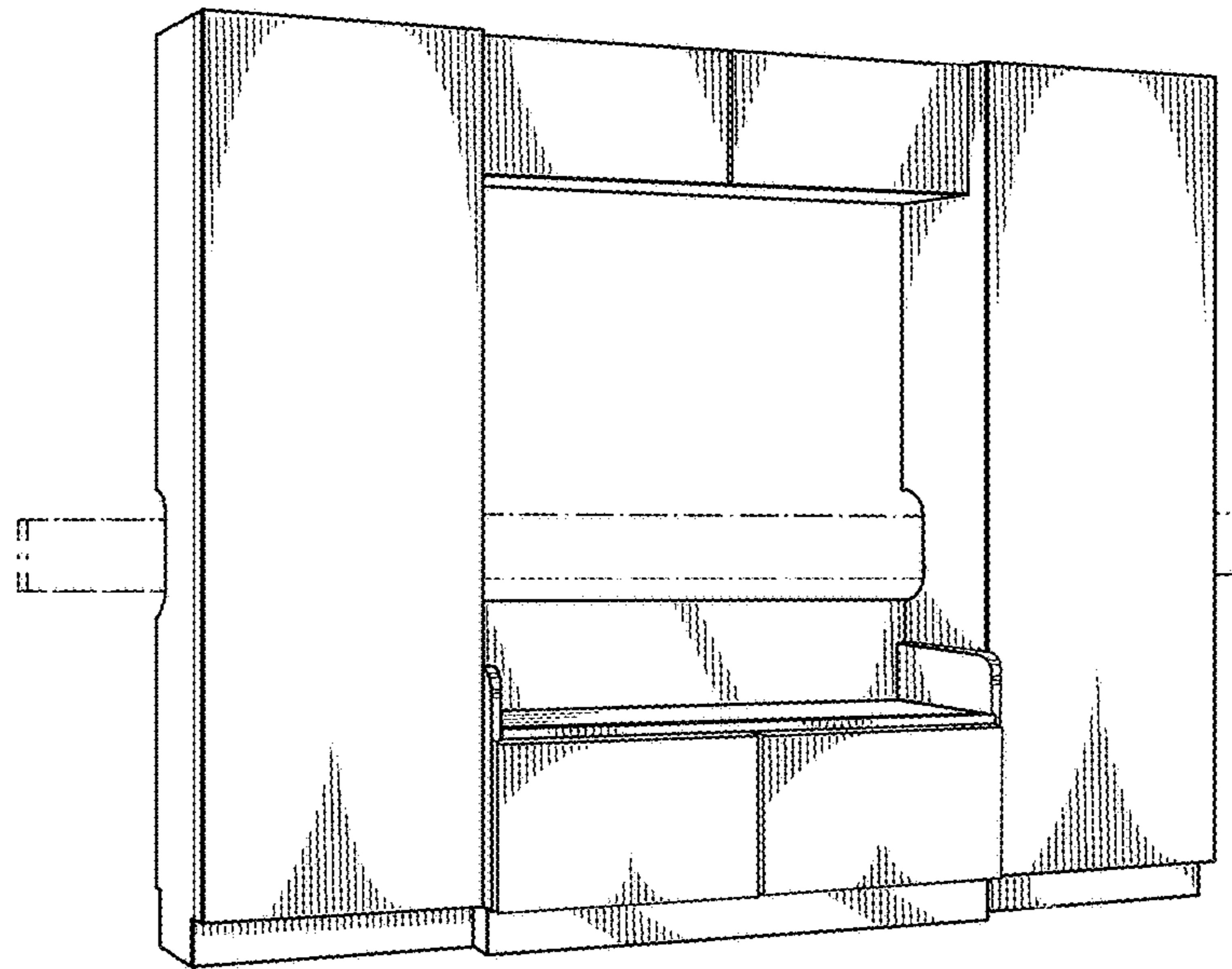


FIG. 1

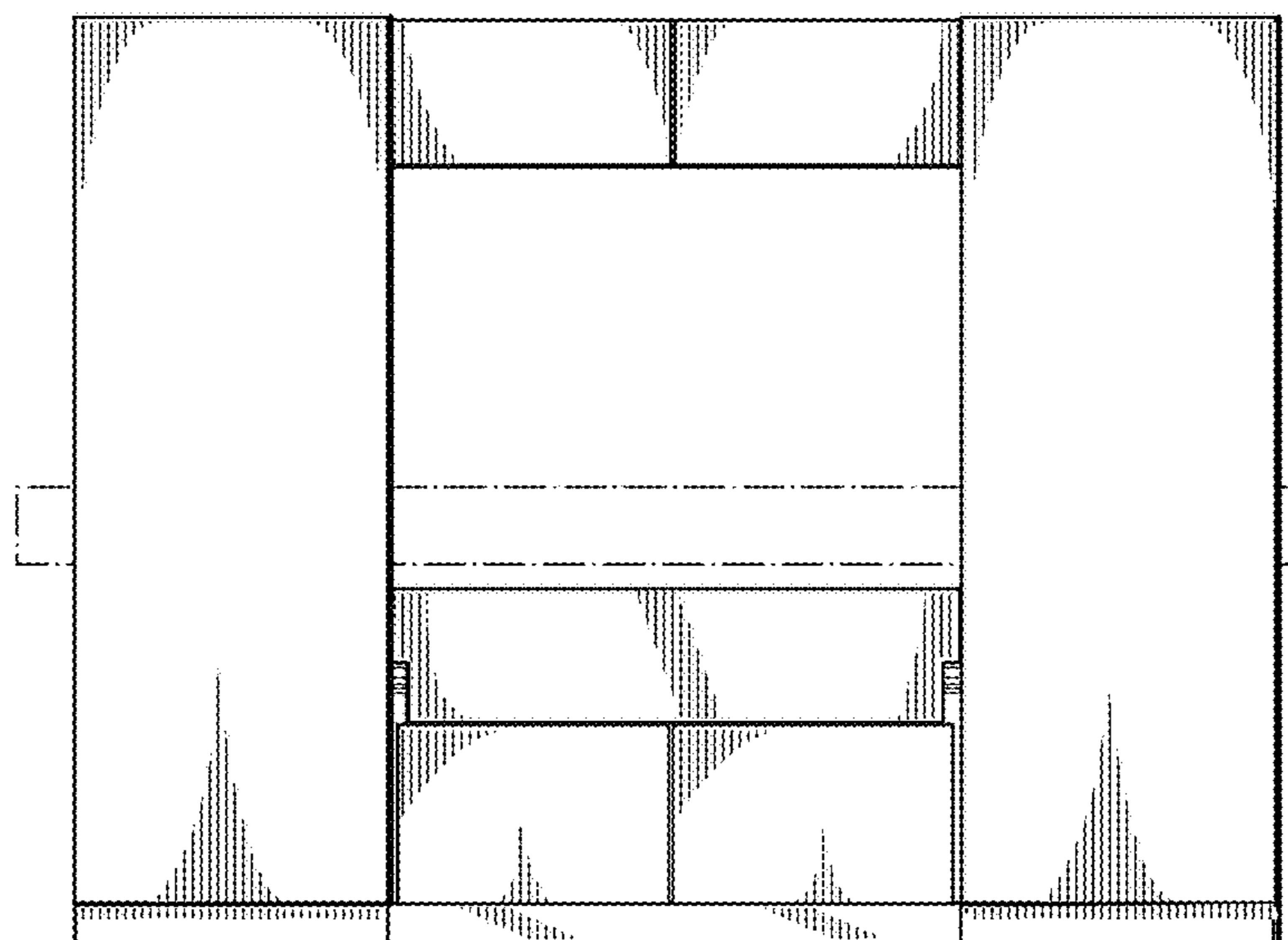


FIG. 2

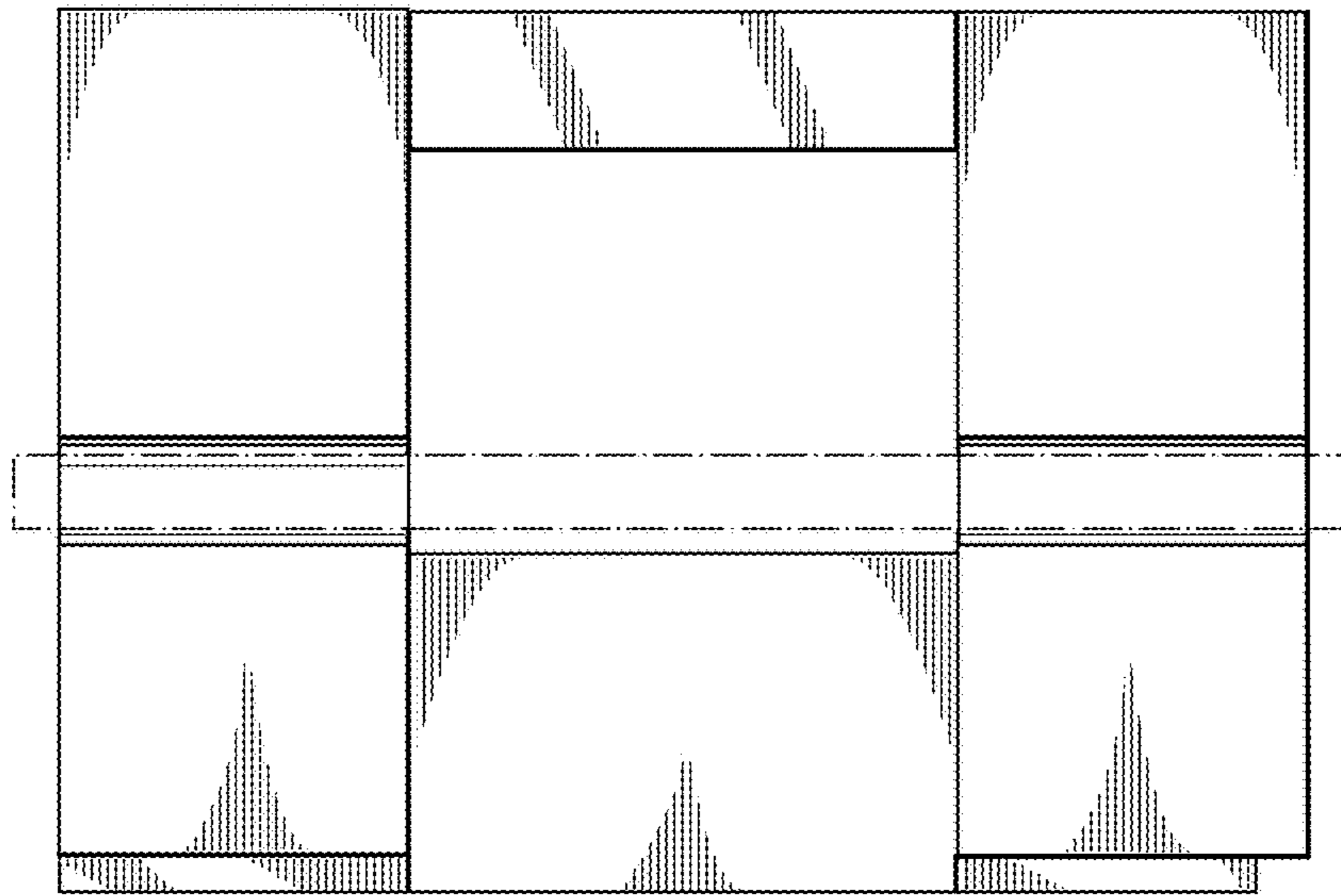


FIG. 3

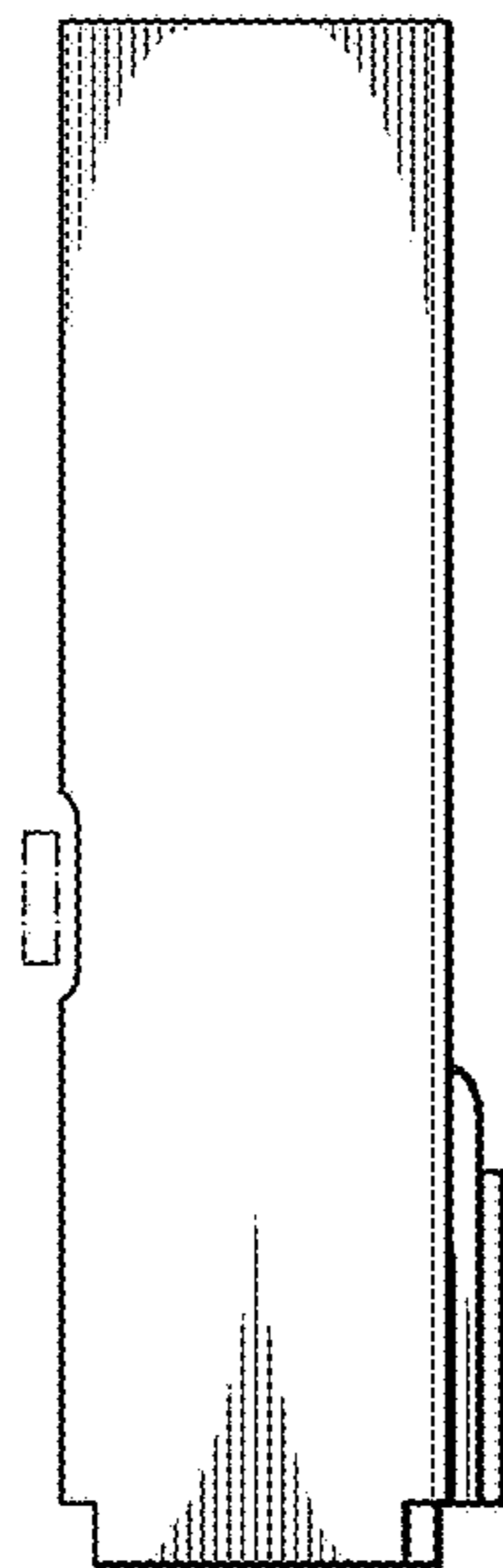


FIG. 4

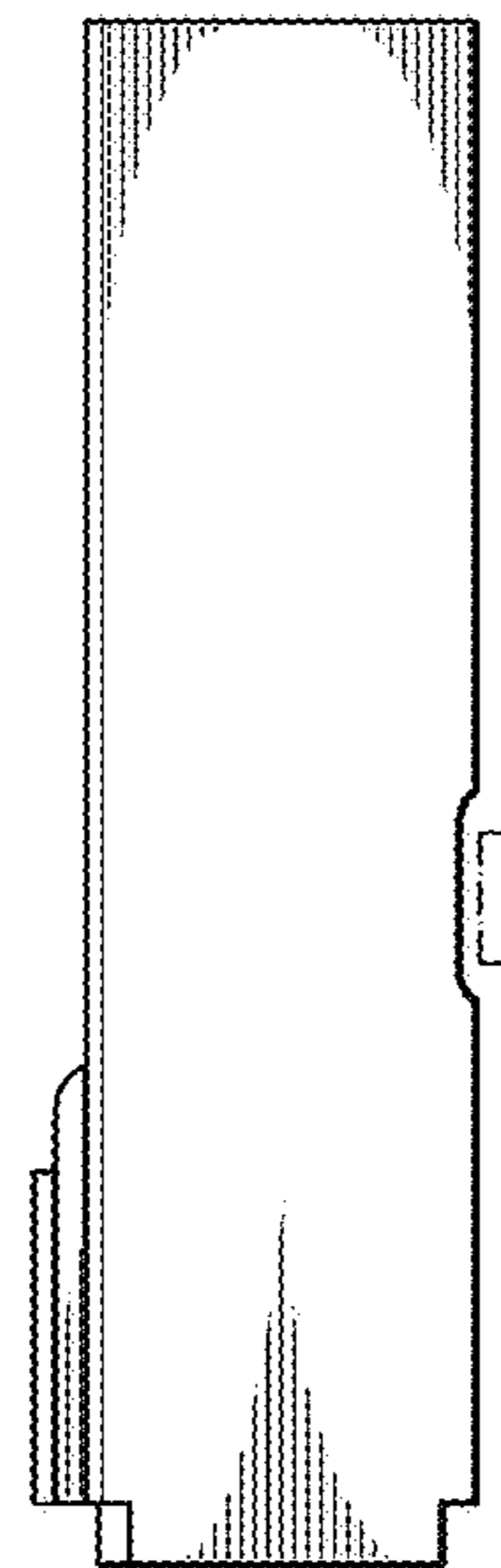


FIG. 5

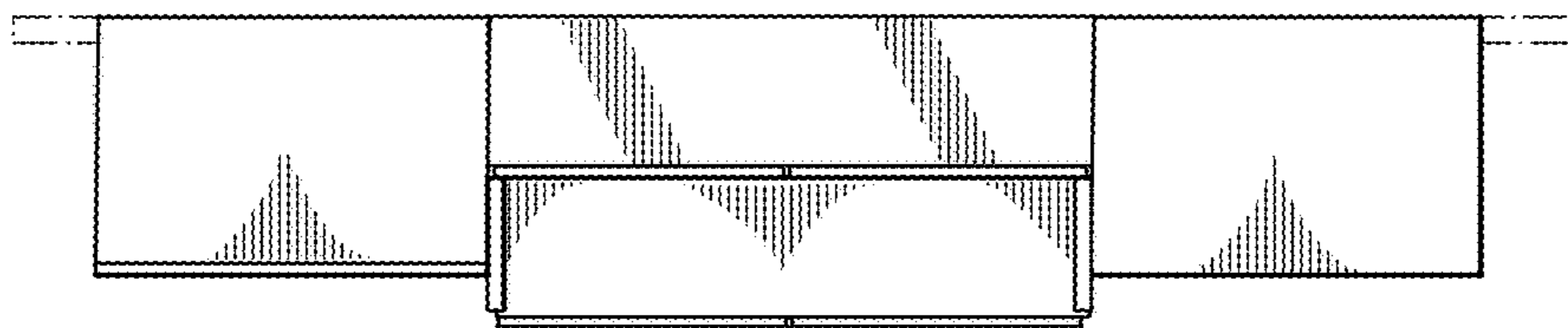


FIG. 6

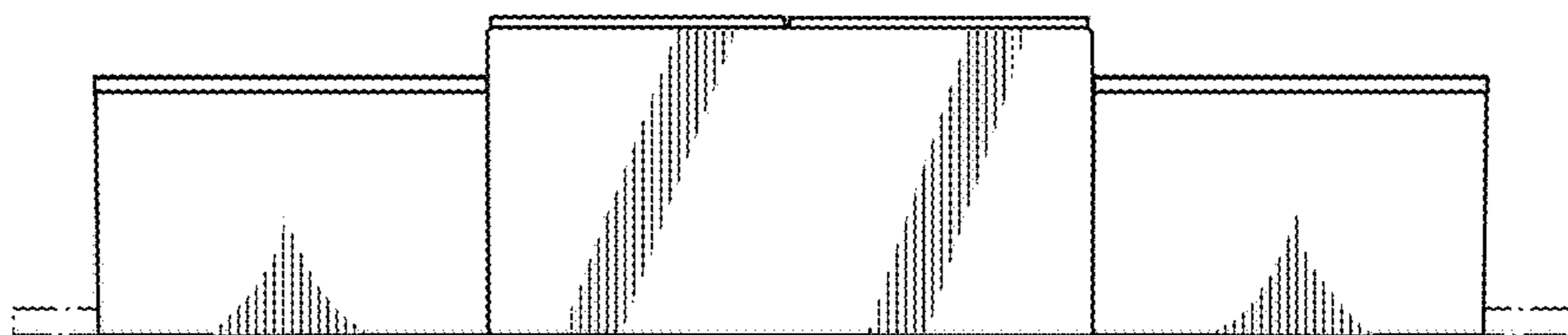


FIG. 7