



US00D848173S

(12) **United States Design Patent** (10) **Patent No.:** **US D848,173 S**
Shemer (45) **Date of Patent:** **** May 14, 2019**

(54) **SEAT**

(71) Applicant: **KETER PLASTIC LTD.**, Herzelyia (IL)

(72) Inventor: **Eran Shemer**, Tel Aviv (IL)

(73) Assignee: **KETER PLASTIC LTD.**, Herzelyia (IL)

(**) Term: **15 Years**

(21) Appl. No.: **29/576,070**

(22) Filed: **Aug. 31, 2016**

(30) **Foreign Application Priority Data**

Apr. 19, 2016 (IL) 58403

Jul. 21, 2016 (IL) 58872

(51) **LOC (11) Cl.** **06-01**

(52) **U.S. Cl.**
USPC **D6/379; D6/370**

(58) **Field of Classification Search**
USPC D6/334-336, 370, 371-373, 374, 376, D6/379, 380, 381, 716, 716.1, 716.2, D6/716.3, 716.4
CPC .. A47C 11/00; A47C 4/02; A47C 4/03; A47C 4/08; A47C 4/024; A47C 4/025; A47C 7/16; A47C 7/54

See application file for complete search history.

(56) **References Cited**

U.S. PATENT DOCUMENTS

D647,735 S *	11/2011	Delmestri	D6/379
D710,625 S *	8/2014	Skalka	D6/370
D717,557 S *	11/2014	Bougay	D6/370
D759,986 S *	6/2016	Bougay	D6/370
D794,971 S *	8/2017	Lawrence	D6/370
D815,849 S *	4/2018	Pontillas	D6/370

* cited by examiner

Primary Examiner — Mimoso De

(74) *Attorney, Agent, or Firm* — Vorys, Sater, Seymour and Pease LLP

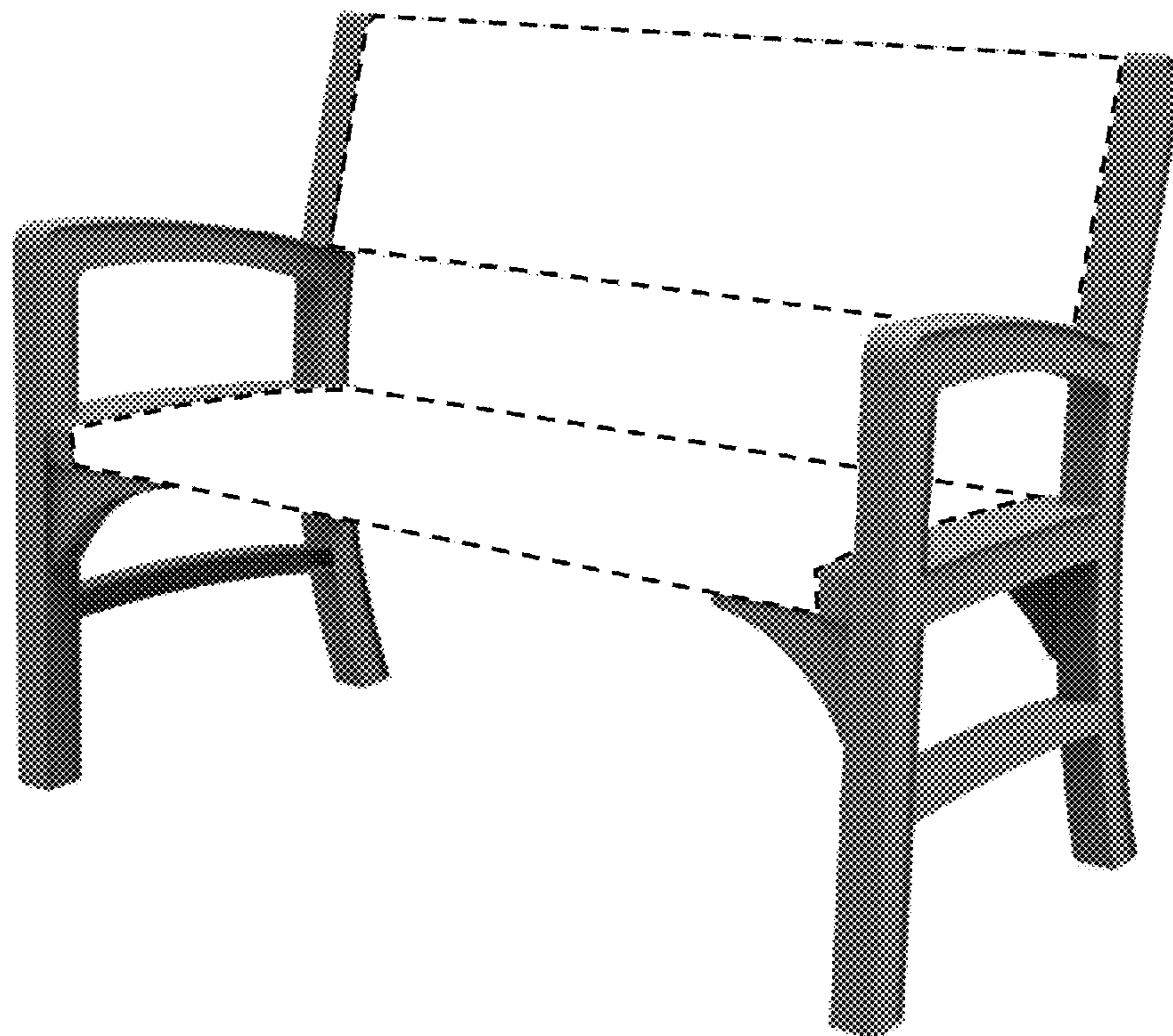
(57) **CLAIM**

The ornamental design for a seat, as shown and described.

DESCRIPTION

FIG. 1 is a perspective view of a design for a seat; FIG. 2 is a front elevational view thereof; FIG. 3 is a rear elevational view thereof; FIG. 4 is a left side elevational view thereof; FIG. 5 is a right side elevational view thereof; FIG. 6 is a top plan view thereof; and, FIG. 7 is a bottom plan view thereof. The broken lines shown in the drawings depict boundaries and the areas contained within them form no part of the claimed design.

1 Claim, 7 Drawing Sheets






FIG. 1

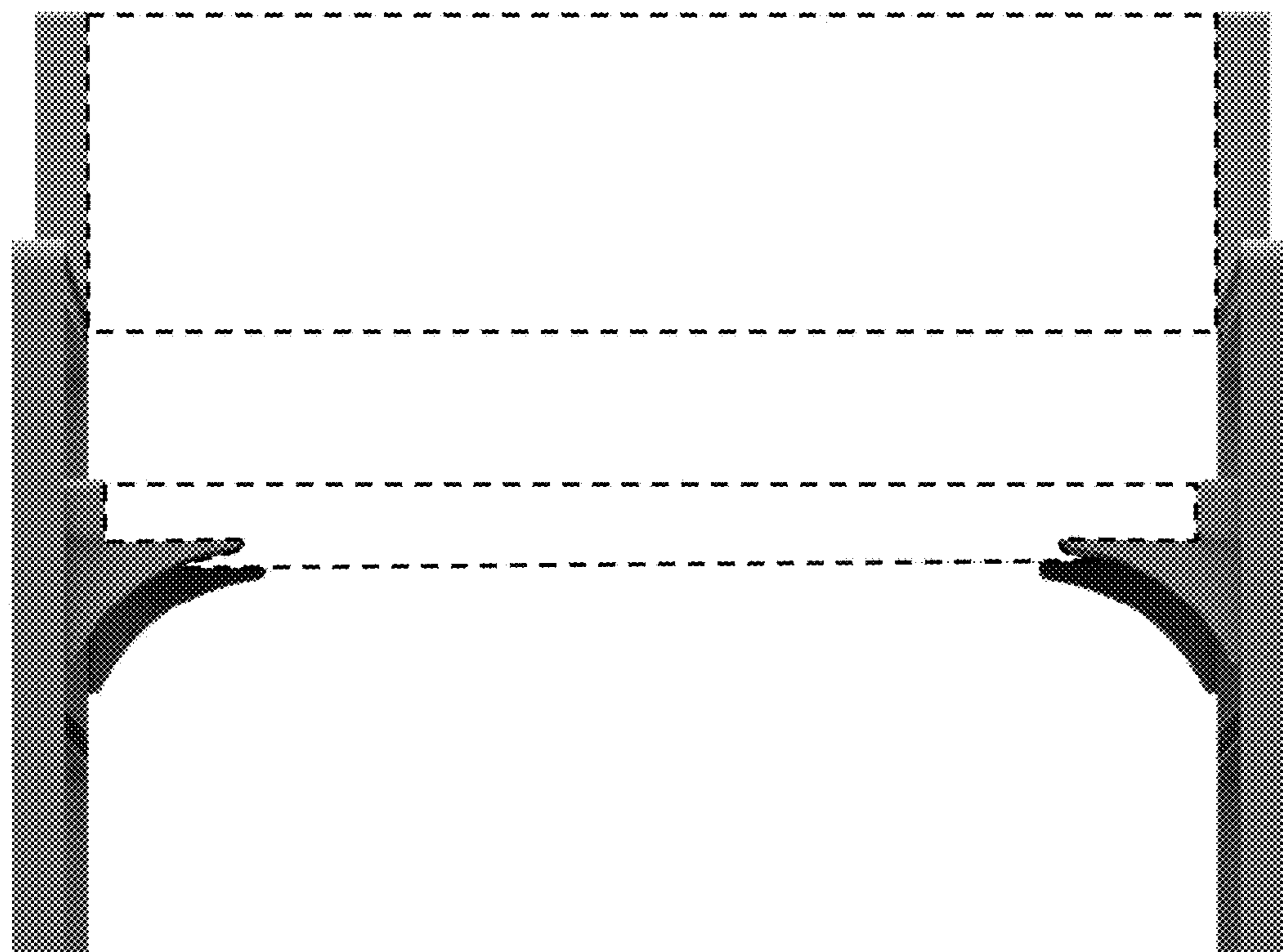


FIG. 2

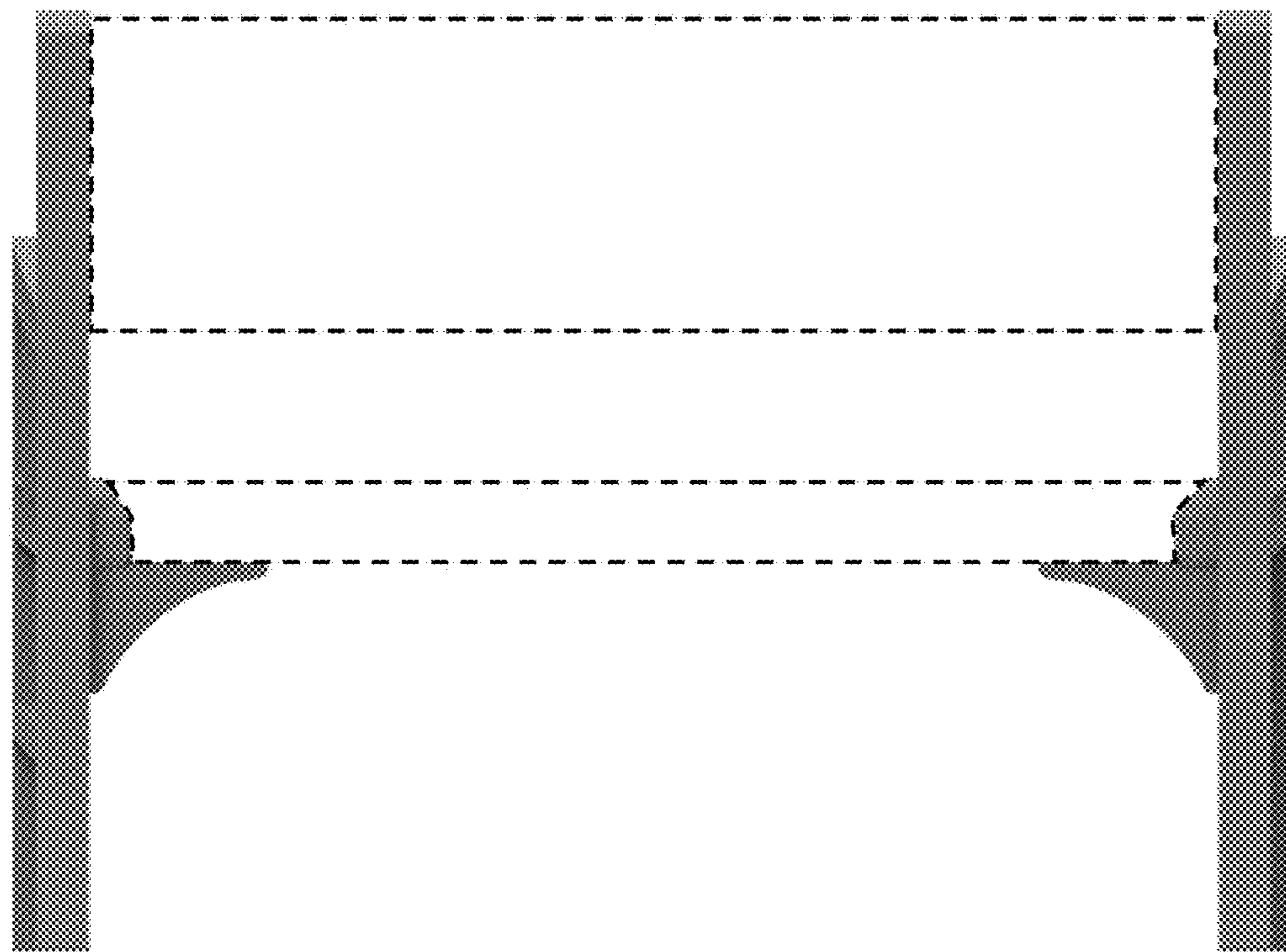


FIG. 3




FIG. 4




FIG. 5




FIG. 6

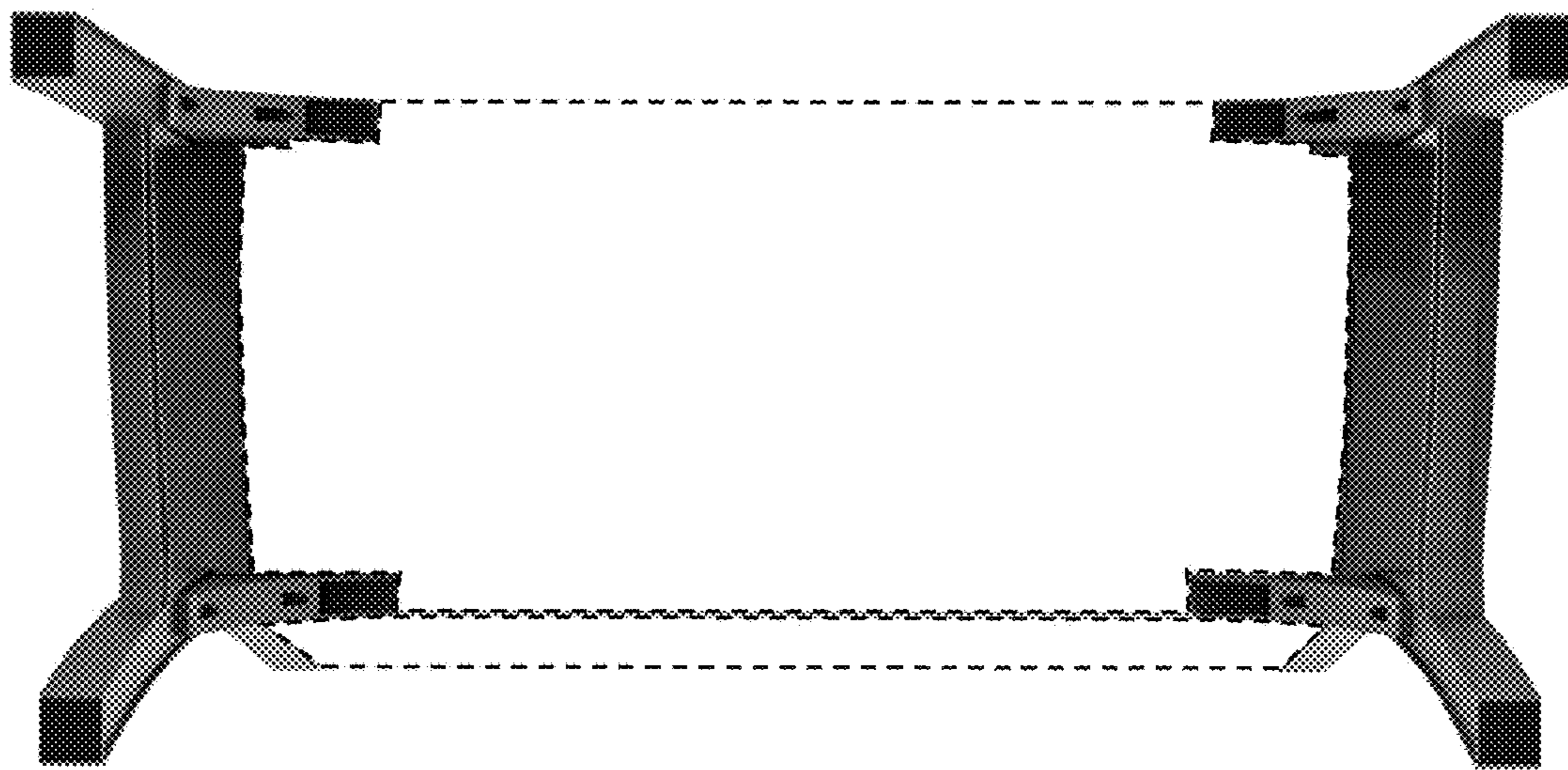


FIG. 7